INVITATION TO BID

Noble Creek Community Center ADA Accessibility Restrooms Project – Project# 5.116-24

Beaumont - Cherry Valley Recreation &
Parks District Main Office At Noble Creek Park
390 W. Oak Valley Parkway
Beaumont, California 92223

Prepared by:
Land Engineering
Consultants, Inc.
August 2026

Board of Directors:

Chairperson: Janet Covington
Vice Chair/Secretary: John Flores
Treasurer: Chris Diercks
Directors: Christian Linnemann
Nick Hughes
General Manager: Mickey Valdivia
General Counsel: Albert Maldonado, BB&K

Approval of Bid Documents as written:

Mickey Valdivia, General Manager

Table of Contents

Notice Inviting Bids (Exhibit 1)..... 1-2

Invitation to Bid (Exhibit II) 3-7

Scope of Work (Exhibit III)…….. ... 8-11

Bid Form (Exhibit IV)..... 12-13

Special Federal Provisions Construction Bid Documents (Exhibit V) 14-89

Construction Documents (Plans) ..... Exhibit VI

Notice Inviting Bids

To: **Bidders**
From: **Beaumont Cherry Valley Recreation & Parks District**
Mickey Valdivia, General Manager

Bid Specifications: Visit Planetbids.com Link: https://vendors.planetbids.com/portal/80848/bo/bo-detail/144683

Bid Opening Date: Thursday September 17, 2026, at 5:00 P.M. PST

General Scope:

The Beaumont Cherry Valley Recreation & Parks District is seeking bids from qualified licensed contractors to perform the following as described in the **Scope of Work** section herein, generally described as the Noble Creek Community Center ADA Accessibility Restrooms Project – Project# 5.116-24

Federal Funding:

This project is being financed with Community Development Block Grant funds from the U.S. Department of Housing and Urban Development (24 CFR Part 570) and subject to certain requirements including: compliance with Section 3 (24 CFR Part 75) Economic Opportunities requirements; payment of Federal Davis-Bacon prevailing wages; Federal labor Standards Provisions (HUD 4010); Executive Order #11246; and others. Information pertaining to the Federal requirements is on file with the County of Riverside Department of Housing and Workforce Solutions.

Prevailing Wages:

Pursuant to Section 1 773 of the Labor Code, the general prevailing wage rates, including the per diem wages applicable to the work, and for holiday and overtime work, including employer payments for health and welfare, pension, vacation, and similar purposes, in the County of Riverside in which the work is to be done, have been determined by the Director of the Department of Industrial Relations, State of California. These wages are set forth in the General Prevailing Wage Rates for this project, available from the California Department of Industrial Relations' Internet web site at www.dir.ca.gov. Future effective prevailing wage rates which have been predetermined and are on file with the California Department of Industrial Relations, are referenced but not printed in the general prevailing wage rates. The Federal minimum wage rate requirements, as predetermined by the Secretary of Labor, are set forth in the books issued for bidding purposes, referred to herein as Project Bid Documents (Special Federal Provisions), and in copies of this book which may be examined at the office describe above where the project plans, special provisions, and proposal forms may be seen. Addenda to modify the minimum wage rates, if necessary, will be issued to holders of the Project Bid Documents.

Bid Bond

For Projects $200,000 or over the Contractor shall furnish to the owner, a Performance bond, a Payment bond, and Materials Bond executed as surety by a corporation acceptable to the owner

and authorized to issue surety bonds in the State of California. Such performance bond, payment bond, and materials bond shall be for one hundred percent (100%) of the total contract price.

For projects $200,000 or over the Contractor shall submit a Bid Guarantee Bond in an amount no less than 5% of the total contract price, along with the bid.

On-Site Visit:

Onsite Visits are being made available to all Bidders from 9 AM to 3 PM (PST) on Tuesday September 1, 2026, and Thursday September 3, 2026, at the project location:

Beaumont-Cherry Valley Recreation and Park District
390 W Oak Valley Parkway
Beaumont CA 92223
Phone: (951 845-9555
FAX (951) 845-9557

The Onsite Visit is for the Contractor to familiarize itself with the project. No questions are to be asked nor answers given by staff during the visit. The Deadline for written questions is Thursday, September 10, 2026 at 5 PM PST. All questions must be submitted through Planetbids.com Link: https://vendors.planetbids.com/portal/80848/bo/bo-detail/144683

Pre-Construction Meeting: Date and Time TBD after award of Contract

Exhibit II

Invitation to Bid

Noble Creek Community Center ADA Accessibility Restrooms Project – Project# 5.116-24

Beaumont Cherry Valley Recreation & Parks District Main Office, Noble Creek Park, 390 W. Oak Valley Parkway, Beaumont, California 92223

BID SUBMISSION DEADLINE: Thursday September 17, 2026 @ 5:00 P.M. PST

At that time Bid Results will be posted on Planetbids.com Link: https://vendors.planetbids.com/portal/80848/bo/bo-detail/144683

Project Summary & Overview of Requirements:

Introduction:

The Beaumont-Cherry Valley Recreation and Park District is soliciting bids from qualified, licensed contractors to perform the Scope of Work as summarized below.

Project Summary:

The intent is to hire a contractor holding a valid California Class B (General Building Contractor) license at the time of bid submission and throughout the duration of the project. Specialty subcontractors shall possess all applicable licenses required for the work performed.

Project Site:

Beaumont-Cherry Valley Recreation and Park District Main Office
390 W Oak Valley Parkway
Beaumont CA 92223

Proposal Format:

The proposal shall be submitted to Planetbids.com Link: https://vendors.planetbids.com/portal/80848/bo/bo-detail/144683, and be addressed to: Beaumont-Cherry Valley Recreation and Park District, submitted on the attached **Bid Form**, and should include cost(s) and break out(s) of all materials; labor based on the current federal prevailing wage and projected work schedule including specific milestones. All prices shall be fully and clearly set forth in the bid submission and should be typed or printed legibly on the proposal. **NO** erasures or white-out in bids. All corrections on the proposal documents must be lined through, and initialed by the person signing the form. **All required bid forms (Bid Forms) MUST BE SUMITTED with your proposal.**

Beaumont-Cherry Valley Recreation and Park District reserves the right to accept, reject, and evaluate any and all proposals, and to change the scope of the proposal. Any proposals submitted during the proposal process become property of the Beaumont-Cherry Valley Recreation and Park District and will not be liable for, nor pay costs incurred by the respondent in preparation of a proposal or any other costs involved including travel.

Addenda:

The District reserves the right to revise the proposal and contract documents prior to the bid opening date. Revisions, if any, shall be made by written addenda. All addenda issued by the District shall be included in the bid and made part of the contract documents.

Pursuant to Public Contract Code section 4104.5. If the District issues an addendum which includes material changes to the work less than 72 hours prior to the deadline for submission of the proposal, the District will extend the deadline for submission of bids.

Please note: Bidders are responsible for ensuring that they have received any and all addenda. Failure to acknowledge receipt of all addenda may result in bid rejection.

Bid Results:

Initial bid results will be available immediately to the public by visiting Planetbids.com. Link: **https://vendors.planetbids.com/portal/80848/bo/bo-detail/144683.** Upon review, recommendations for award will be made to the District's Board of Directors at a later date.

Award of Contract:

The contract will be awarded to the lowest responsible, responsive bidder (Public Contract Code 10120-10129). Consideration will be given only to those who bid all line items and whom comply with the conditions of the bid documents. The Bidder, to whom the award is made, will be notified by the District at the earliest possible date.

The District may reject any bid which, in its opinion when compared to other bids received or to Districts internal estimates, does not accurately reflect the cost to perform the work. The District may reject as non-responsive any bid which unevenly weights or allocates costs, including but not limited to overhead and profit, to one or more particular bid item.

Federal Funding:

This project is being financed with Community Development Block Grant funds from the U.S. Department of Housing and Urban Development (24 CFR Part 570) and subject to certain requirement including: compliance with Section 3 (24 CFR Part 75) Economic Opportunities requirements; payment of Federal Davis-Bacon prevailing wages; Federal labor Standards Provisions (HUD 4010); Executive Order #11246; and others. Information pertaining to the Federal requirements is on file with the County of Riverside Department of Housing and Workforce Solutions.

Prevailing Wages:

Pursuant to Section 1 773 of the Labor Code, the general prevailing wage rates, including the per diem wages applicable to the work, and for holiday and overtime work, including employer payments for health and welfare, pension, vacation, and similar purposes, in the County of Riverside in which the work is to be done, have been determined by the Director of the Department of Industrial Relations, State of California. These wages are set forth in the General Prevailing Wage Rates for this project, available from the California Department of Industrial Relations' Internet web site at www.dir.ca.gov. Future effective prevailing wage rates which have been predetermined and are on file with the California Department of Industrial Relations, are referenced but not printed in the general prevailing wage rates. The Federal minimum wage rate requirements, as predetermined by the Secretary of Labor, are set forth in the books issued for bidding purposes, referred to herein as Project Bid Documents (Special Federal Provisions), and in copies of this book which may be examined at the office described above

where the project plans, special provisions, and proposal forms may be seen. Addenda to modify the minimum wage rates, if necessary, will be issued to holders of the Project Bid Documents.

General Requirements:

- All contractors must hold a valid Class B (General Building Contractor) license and specialty subcontractors shall possess all applicable licenses required for the work performed.

- All documentation, including certifications, licenses and proof of insurance, must be submitted and approved by the District prior to contract award.

- The Contractor may submit two progress invoices to the District after specific milestones are complete. Invoices will be itemized and show tasks performed, number of hours worked per person/ consultant, rate per hour for each person/ consultant, total contract amount, percentage completed for specified work items and remaining contract amount

- All proposals are subject to Federal prevailing wages. As such, the contractor will be required to submit original certified payroll reports for all employees who perform · work on the project for the duration of the job on a weekly basis.

- The Contractor before commencing services must have insurance policies from companies licensed to transact insurance business in California in the forms of coverage and minimum amounts specified below. The contractor shall procure and maintain for the duration of contract, and for 10 years thereafter, insurance against claims for injuries to persons or damages to property which may arise from or in connection with the performance of the work hereunder by the Contractor, his agents, representatives, employees, or subcontracts, and shall provide a certificate of insurance to the District to that effect; said certificate shall contain an endorsement stating that the Beaumont-Cherry Valley Recreation and Park District, County of Riverside and the Economic Development Agency are named as additional insured with regard to services provided pursuant to the aforementioned agreement.

Minimum Scope and Limit of Insurance Coverage shall be at least as board as:

- **Commercial General Liability** (CGL): Insurance Services Office (ISO) FormCG000l covering CGL on an "occurrence" basis, including products and completed operations, property damage, bodily injury and personal &advertising injury with limits no less than **$5,000,000** per occurrence. If a general aggregate limit applies, either the general aggregate limit shall apply separately to this project/location (ISO CG 25 03 or 25 04) or the general aggregate limit shall be twice the required occurrence limit.

- **Automobile Liability**: Insurance Services Office Form CA 0001 covering Code 1 (any auto), with limits no less than **$5,000,000** per accident for bodily injury and property damage.

- **Workers' Compensation:** Insurance as required by state of California with Statutory Limits, and Employers' Liability insurance limit of no less than **$1,000,000** per accident for bodily injury or disease.

- **Builder's Risk** (Course of Construction) insurance utilizing an "All Risk" (Special Perils) coverage form, with limits equal to the completed value of the project and no coinsurance penalty provisions.
- Surety Bonds as described below.
- **Professional Liability** (if Design/Build), with limits of no less than **$2,000,000** per occurrence or claim, and **$2,000,000** policy aggregate.

If the contractor maintains broader coverage and/ or higher limits than the minimums shown above, the Entity requires and shall be entitled to the broader coverage and/or the higher limits maintained by the contractor. Any available insurance proceeds in excess of the specified minimum limits of insurance and coverage shall be available to the Entity.

All work must be in accordance with Environmental Protection Agency (EPA, California Environmental Quality Act (CEQA, Occupational Safety Health Administration (OSHA, South Coast Air Quality Management District (SCAQMD

The Deadline for written questions is Thursday, September 10, 2026 at 5:00 PM PST. All questions must be submitted through Planetbids.com Link: https://vendors.planetbids.com/portal/80848/bo/bo-detail/144683

Scope of Work

The District is seeking a professional firm (Contractor) to complete the Noble Creek Community Center ADA Accessibility Restrooms Project – Project# 5.116-24 located at 390 W. Oak Valley Parkway, Beaumont, California 92223.

Scope of Work:

The contractor shall furnish and install all parts, labor, materials, equipment, disposal, transportation, travel and supervision necessary in strict accordance with the scope of work, notes, plans, spec's, and photos if any.

Description of work:

The project at minimum includes the demolition of existing non-bearing privacy walls, demolition of two (2) existing entry restroom doors and their adjacent mounting wall frames, installation of new metal stud wall frames and new restroom entry doors, relocation of plumbing waste and water connections to accommodate two (2) water closet relocations (toilets), installation of plumbing to accommodate one (1) wall mounted urinal fixture, install of two (2) baby changing tables, and install of new metal wall partitions and swing door enclosures for all water closet rooms. Includes install of a new double swing glass panel aluminum frame vestibule door with matching "sidelites" frame / attach into existing stud walls. Includes new fixtures and finishes to District specifications. The scope of the project shall include all demolition, removals, relocations, installations, materials, and finishes as prescribed within the plans and bid specifications to current model year codes.

The Remodeled Restrooms shall consist of:

- Toilet: Kohler Highline classic elongated toilet - white (or equal - See Sheet P-1.0)
- Toilet paper holder: Commercial grade stainless steel.
- Lavatories: Kohler Highline classic - white (or equal - See Sheet P-1.0)
- Countertop and backsplash: Corian / Quartz- Gray onyx (or equal - Contractor to provide to the District alternative types and color options)
  - Doors: (See Plan Sheet D-1.0)
- Mirror: Width matching countertop length / Height 36 inches
- Lights : Commercial grade LED: light fixtures sufficient to provide high quality lighting
- Trim / base: all associated trim and baseboards to be included.
- illumination. New switches and plugs

- Flooring: Commercial grade vinyl plank-dark color (or equal – Contractor to provide to the District alternative types and color options)
- Paint / walls: All sheet rocked textured areas with quality latex in Swiss coffee or similar (Contractor to provide to the District alternative color options)

<u>The Remodeled Entryway (Vestibule) shall consist of:</u>

<u>Doors: (See Plan Sheets A1.1 and D1.0)</u>

- Secured Double Swing, Glass Panel / Aluminum Frame: Teza, Kawneer, US
- Aluminum/CR Laurence, TRULITE, Alumitrex, PRL Glass & Aluminum, Glasswerks (or equal), paired with insulated glass units (IGUs) to meet 2025 code year T24 and Cal Energy codes.
- Frames: medium style heavy-duty aluminum
- Glass: Double-pane 1-inch insulated Low-E tempered glass, standard for energy efficiency.
- Hardware: Panic bars (CVR), offset pivots, and door closers.
- Finishes: Dark bronze (to be approved by District)
- Compliance: ADA-compliant – including bottom rails and Title 24 energy

<u>Lock(s) for Double Entry (Vestibule) Door:</u>

- Lock Type: Double Door Electromagnetic Lock ((1200 lbs rating x 2) (or equal)
- Brand/Model: Seco-Larm E-941DA-1K2Q 1200 series(or equal)
- Operating Voltage: 12 VDC
- Push Button: Momentary SPDT green LED exit button FPC-7000 (or equal)
- Safety Feature: Fail-Safe (unlocks automatically if power is lost)
- Monitoring: Built-in Bond Sensor and Status LED (shows red when unlocked/locked, green when secured)

<u>Tie into Existing Walls:</u>

- Metal Stud Framing, 5/8" Gypsum with drywall finish and paint to match existing colors and grades. Note: District General Manager to be provided with color /finish options and make final choice.

<u>Security:</u>

- Tie into existing available low voltage communication system. Install under counter door lock activation button switch. Note: The owner will provide its own I.T. to interconnect existing security system for computer door lock activation.

Notes:

1. Certified payroll is required on this project.
2. Contractor shall comply with all Federal, State and Local rules and regulations that in any manner affect the work. Special attention is called, but not limited to, the local environmental ordinances. Ignorance on the part of the bidder will in no way relieve him/her from responsibility of compliance with all said laws, ordinances, rules and regulations.
3. Protective measures shall be taken by the Contractor so as not to cause any mud, silt, or debris to be deposited onto public or adjacent property at all times during construction.

Quality Assurance:

The contractor shall use an adequate number of skilled workmen who are thoroughly trained and experienced in the necessary craft and who are completely familiar with the specified requirements and the methods needed for proper performance of all work contained in these specifications.

The contractor shall provide new materials consisting of the highest quality and workmanship in every detail. The contractor shall be solely and completely responsible for the condition of the premises on which the work is performed and for safety of all persons and property on the site during performance of the contract. This requirement shall not be limited to normal working hours, but shall apply continuously throughout the project.

Scheduling:

Work is to be performed during regular business hours, **Monday - Friday 8:00 A.M - 4:00 P.M. PST.**

The contractor is advised that certain inconveniences may be encountered. Complete cooperation between the Contract, the District, the County Project Manager, as well as the County Program Manager will be necessary to expedite the work with the least amount of interference or delay.

The awarded Contractor is to provide the District with daily schedule of activities so that the necessary arrangements and precautions can be made with other activities that may be scheduled to occur in the construction areas.

Upon notice to proceed, the project shall be completed within (45) calendar days unless otherwise specified in writing and accepted by the District and the County Program Manager.

Safety and Special Requirements:

The successful contractor will be required to provide the names, driver license numbers of all employees who will be working in the facility to allow the County to conduct a local background check.

Clean-up:

The work areas shall be kept clean at all times during construction. Protect floors and all adjacent surfaces by use of drop cloths and other means. All cutting, dust, and other debris shall be removed periodically during the workday so as not to be tracked into other areas of the property or create a hazard to foot traffic. At the end of the workday all unused materials shall be stacked in a neat and orderly manner and located in an area designated by the District out of the path of others, unless otherwise specified in writing. All indoor areas of construction shall be vacuumed clean of all dust at the completion of each workday. The District or the county Project Manager can at any time stop the job for any condition that he/she may deem unsafe.

The District dumpster(s) shall not be used by the Contractor. Contractors shall supply their own dumpster(s) and lawfully transport all trash and debris generated by the project off of district property to an appropriate dumpsite.

Compliance with Model Contract:

The work shall be performed in compliance with the terms of the attached model contract, and all exhibits thereto.

Exhibit IV

BID FORM

Noble Creek Community Center ADA Accessibility Restrooms Project # 5.116-24

Project Address: 390 W. Oak Valley Parkway, Beaumont, California 92223

To: Beaumont-Cherry Valley Recreation and Park District, herein called the District:

The undersigned, hereby declare that they have carefully examined the bid documents for the above referenced project, and have read and examined the Contract Documents, including all federal requirements attached to the contract, and all specifications and addenda(s), if any. And propose to furnish all labor, materials, equipment, tools, transportation, services, and to discharge all duties and obligations necessary and required to perform and complete the project for the total price as follows, and for the unit prices in attached bid sheets. In the case of any discrepancy between unit prices and the total bid price, the total bid price shall govern.

Base Bid: $ _____

Company Name:_____

Company Address: _____

Submitted By: _____ Title: _____

Signature: _____ Date: _____

#	ITEM DESCRIPTION	QUANITY	UNIT PRICE	TOTAL
1	GENERAL CONDITIONS	1 LS	_____	_____
2	DEMOLITION / HAUL OFF	1 LS	_____	_____
3	CONCRETE	1 LS	_____	_____
4	PLUMBING	1 LS	_____	_____
5	WALLS	1 LS	_____	_____
6	DOORS	1 LS	_____	_____
7	ELECTRICAL	1 LS	_____	_____
8	LIGHTING	1 LS	_____	_____
9	FINISHES	1 LS	_____	_____
10	PARTITIONS	1 LS	_____	_____
11	ACCESSORIES	1 LS	_____	_____
12	SIGNAGE (ADA)	1 LS	_____	_____
13	SECURITY	1 LS	_____	_____
14	OTHER_____	1 LS	_____	_____

TOTAL ALL BID ITEMS ($) _____

TOTAL ALL BID ITEMS (IN WORDS) _____

_____

Note: This is a Lump Sum Bid for this project. It is explicitly a fixed, comprehensive, and all-inclusive bid price, covering all aspects of the work necessary to complete the project, including but not limited to all labor, materials, equipment, and overhead necessary to complete the project as specified, with no adjustments for cost overruns.

The Contractor is responsible for their own quantities for bid purposes. Quantities shown above are estimates only.

Exhibit V

County of Riverside

Housing & Workforce Solutions (HWS)

SPECIAL FEDERAL PROVISIONS

CONSTRUCTION BID DOCUMENT

Projects Over $200,000

Community Development Block Grant

Construction Activities

SPECIAL FEDERAL PROVISIONS
DOCUMENT INDEX

General Information

1. General Summary
2. Hold Harmless Clause and Additional Insured-Insurance Requirements
3. B-1 Federal Labor Standards Provisions (HUD 4010)
4. B-2 Federal Prevailing Wage Decision (CA _____Mod. _____)
5. B-3 Project Sign (SAMPLE)
6. B-5 County of Riverside Section 3 Program Overview (Applicable for Projects $200,000 or more)
7. Additional Federal Requirements

Bid Forms

8. B-4 Certification of Bidder Regarding Non-Segregated Facilities (Required for all Projects)
9. B-6 Section 3 Implementation Plan (Required for Projects $200,000 or more)
10. B-7 Certification for Section 3 Compliance (Required for Projects $200,000 or more)
11. B-8 Bidder's Certification on Federal Contract Requirements (Required for all Projects)
12. B-8 Questionnaire Regarding Bidders (Required for all Projects)
13. B-10 List of Subcontractors and Suppliers (Required for all Projects)

    Must be completed by all Subcontractors

14. B-6 Section 3 Implementation Plan (Required for Projects $200,000 or more)
15. B-7 Certification for Section 3 Compliance (Required for Projects $200,000 or more)

Post-Award Forms

16. PA-1 Performance Bond (100% of contract price) (Required for Projects $200,000 or more)
17. PA-2 Payment Bond (Required for Projects $200,000 or more)
18. PA-3 Subcontractor Questionnaire (Required for all Projects)
19. PA-4 Subcontractor Certification Regarding Non-segregated Facilities (Required for all Projects)
20. PA-5 List of Permanent Employees/Section 3 Worker Employer Certification (Required for Projects $200,000 or more)
21. PA-6 Documentation of Qualitative Efforts (Required for Projects $200,000 or more)
22. PA-7 Davis-Bacon Classifications and Pay Rates (Required for all Projects)

GENERAL SUMMARY

The following Federal Provisions and the attached exhibits herewith become binding on the contractor(s) and incorporated in the Bid Document in their entirety.

1. The Contractor and the Subcontractor(s) shall perform all work in accordance with the project plans and specifications, including all stipulations designed to meet diversified Federal Environmental Architectural, the Architectural Barriers Act of 1968, as amended; the Americans with Disabilities Act of 1990, Public Law 101-336, as amended.

2. The Contractor and the Subcontractor(s) shall allow all authorized Federal, State Comptroller, and/or County officials access to the work area, fiscal, payroll, materials and other relevant contract records which are directly pertinent to that specific contract for the purpose of making audit, examination, excerpts, and transcriptions. All relevant records must be retained for at least four years.

3. The Contractor and the Subcontractor(s) shall comply with the Lead Based Paint Poisoning Prevention Act and the Implementation Regulations (24 CFR 35) issued pursuant thereto and any amendments thereof.

4. The Contractor and the Subcontractor(s) shall comply with Section 503 of the Rehabilitation Act of 1973 (P.L. 93-112) and the Implementation Regulations (41 CFR 60-741) issued pursuant thereto and any amendments thereof.

5. The Contractor and the Subcontractor(s) shall comply with Section 40-2, Vietnam Era Veterans Adjustment Assistance Act of 1974 and the Implementation Regulations (41 CFR 60-250) issued pursuant thereto and any amendment thereof.

6. The Contractor and the Subcontractor(s) shall comply with the Title IV of the Civil Rights Act of 1964 and the Title VIII of the Civil Rights Act of 1963 and any amendment thereof.

7. For projects $200,000 or over, the Contractor and the Subcontractor(s) shall comply with Clean Air Act of 1963 (P.L. 90-148) and the Federal Water Pollution Act (P.L. 92-500), as amended and all applicable standards or regulations (40 CFR Part 15 and 61) issued pursuant to the said acts.

8. For projects $2,000 or over, the Contractor and the Subcontractor(s) shall comply with the Davis-Bacon Fair Labor Standards Act (40 USC a-276 a-5), and the implementation regulations issued pursuant thereto (29 CFR Section 1, 5) and any amendments thereof. Pursuant to the said regulations, **Exhibit B-1 and B-2** entitled "Federal Labor Standards Provisions" and "Federal Prevailing Wage Decision" respectively are herewith attached.

9. The Contractor and Subcontractor(s) shall comply with the Copeland Anti Kickback Act (40 USC 276 C) and the Implementation regulations (29 CFR 3) issued pursuant thereto and any amendments thereof. **Exhibit B-1** contains the key provisions of the said act.

10. For construction projects $2,000 or over, or other projects $2,500 or more which utilize mechanics or laborers the Contractor and the Subcontractor(s) shall comply with the Contract Work Hours and Safety Standards Act (40 USC 327-332) and the Implementation Regulations (29 CFR 5) issued pursuant thereto and any amendments thereof. **Exhibit B-1** contains the key provisions of the said act.

11. For projects $25,000 or over the Contractor shall provide one sign board to be located as directed by the owner. The sign board shall be mounted in an acceptable manner and constructed as shown and specified in **Exhibit B-3.** Additional information can be added to the project sign at the request of the project sponsor.

12. The Contractor shall comply with all laws, ordinances, and regulations applicable to the work. If the Contractor ascertains at any time that any of the requirements of the contract are at variance with applicable law, ordinances, regulations or building code requirements, he shall promptly notify the owner and the Executive Director of Riverside County's Department of Housing & Workforce Solutions and shall not proceed with the work in question, except at his own risk, until the owner and the said Director has had an opportunity to determine the extent of the responsibility for the variance and the appropriate corrective actions undertaken.

13. The Contractor must complete and execute the attached Certification of Bidder Regarding Segregated Facilities **Exhibit B-4** and submit with the bid.

14. Wherever applicable, the Contractor and the Subcontractor(s) shall comply with, Uniform Administrative Requirements for Grants and Cooperative Agreements to State, Local and Federally Recognized Indian Tribal Governments, 24 CFR Part 85 or Uniform Requirements for Assistance to State and Local Governments, Circular A-102; Whichever is applicable.

15. For projects $200,000 or over the Contractor shall furnish to the owner, a Performance bond, a Payment bond, and Materials Bond executed as surety by a corporation acceptable to the owner and authorized to issue surety bonds in the State of California. Such a performance bond and a payment bond and materials bond shall be for one hundred percent (100%) of the total contract price. (Attached herewith are recommended formats for said bonds, **Exhibits PA-1 and PA-2.**

16. The Contractor and the Subcontractor(s) shall comply with Section 3 of The Housing and Community Development Act of 1968 and the regulations (24 CFR Part 75) issued pursuant thereto and amendments thereof. Pursuant to the said act, the Contractor and the Subcontractor(s) shall comply with the attached County of Riverside Section 3 Implementation Plan **Exhibits B-5, B-6, and PA-6.** The Contractor and Sub-contractor(s) must submit **Exhibit B-6,** for all projects over $200,000, as part of the bid package.

17. The Contractor and Sub-contractor(s) must submit the attached, **Exhibit B-8,** certification that "he/she fully understands the diversified Federal requirements imposed on the Contractor(s) and Sub-contractor(s) of HUD funded construction projects", as part of the bid package.

18. Wherever applicable, the Contractor and the Sub-contractor(s) shall comply with Section 109 of The Housing and Community Development Act of 1974 and the Implementation Regulations (24 CFR 570.601) issued pursuant thereto and any amendments thereof.

19. For projects $200,000 or over the Contractor shall submit a Bid Guarantee Bond in an amount no less than 5% of the total contract price, along with the bid.

20. The Contractor and Sub-contractor(s) shall comply with the Section 3 Reporting Requirements by completing the attachment **Exhibit B-7** entitled, "Certification for Section 3 Compliance," and submit with bid for all projects $200,000 and over.

21. Federal Employee Benefit Clause: No member of or delegate to the congress of the United States, and no Resident Commissioner shall be admitted to any share or part of this agreement or to any benefit to arise from the same.

22. The Contractor must submit Questionnaire Regarding Bidders **Exhibit B-9** and List of Sub-contractors **Exhibit B-10** as part of the bid package. These forms are considered part of the Federal Contracting Requirements and are included in the bid document. Both documents are required to be completed by the Prime Contractor.

23. The Contractor shall follow mandatory standards and policies relating to energy efficiency which are contained in the state energy conservation plan issued in compliance with the Energy Policy and Conservation Act (Pub. L. 94-163, 89 Stat. 871). [53 FR 8068,8087, Mar. 11, 1988, as amended at 60 FR 19639,19642, April 19, 1995]

24. Contractor must comply with awarding agency (HUD) requirements and regulations pertaining to copyrights and rights in data.

25. Contractor will comply with Notice of awarding agency requirements and regulations pertaining to patent rights with respect to any discovery or invention which arises or is developed in the course of or under such contract.

26. Contractor will comply with notice of awarding agency requirements and regulations pertaining to reporting.

HOLD HARMLESS CLAUSE/INSURANCE REQUIREMENTS

The following County of Riverside Hold Harmless and Insurance provisions herewith become binding on the contractor(s) in their entirety.

HOLD HARMLESS/INDEMNIFICATION

CONTRACTOR shall indemnify and hold harmless the County of Riverside, its Agencies, Districts, Special Districts and Departments, their respective directors, officers, Board of Supervisors, elected and appointed officials, employees, agents and representatives (individually and collectively hereinafter referred to as Indemnitees) from any liability whatsoever, based or asserted upon any services of CONTRACTOR, its officers, employees, subcontractors, agents or representatives arising out of or in any way relating to this Agreement, including but not limited to property damage, bodily injury, or death or any other element of any kind or nature whatsoever arising from the performance of CONTRACTOR, its officers, employees, subcontractors, agents or representatives Indemnitors from this Agreement. CONTRACTOR shall defend, at its sole expense, all costs and fees including, but not limited, to attorney fees, cost of investigation, defense and settlements or awards, the Indemnitees in any claim or action based upon such alleged acts or omissions.

With respect to any action or claim subject to indemnification herein by CONTRACTOR, CONTRACTOR shall, at their sole cost, have the right to use counsel of their own choice and shall have the right to adjust, settle, or compromise any such action or claim without the prior consent of COUNTY; provided, however, that any such adjustment, settlement or compromise in no manner whatsoever limits or circumscribes CONTRACTOR'S indemnification to Indemnitees as set forth herein.

CONTRACTOR'S obligation hereunder shall be satisfied when CONTRACTOR has provided to COUNTY the appropriate form of dismissal relieving COUNTY from any liability for the action or claim involved. The specified insurance limits required in this Agreement shall in no way limit or circumscribe CONTRACTOR'S obligations to indemnify and hold harmless the Indemnitees herein from third party claims. In the event there is conflict between this clause and California Civil Code Section 2782, this clause shall be interpreted to comply with Civil Code 2782. Such interpretation shall not relieve the CONTRACTOR from indemnifying the Indemnitees to the fullest extent allowed by law.

INSURANCE

Without limiting or diminishing the CONTRACTOR'S obligation to indemnify or hold the COUNTY harmless, CONTRACTOR shall procure and maintain or cause to be maintained, at its sole cost and expense, the following insurance coverage's during the term of this Agreement. As respects to the insurance section only, the COUNTY herein refers to the County of Riverside, its Agencies, Districts, Special Districts, and Departments, their respective directors, officers, Board of Supervisors, employees, elected or appointed officials, agents or representatives as Additional Insureds.

A. Workers' Compensation:

If the CONTRACTOR has employees as defined by the State of California, the CONTRACTOR shall maintain statutory Workers' Compensation Insurance (Coverage A) as prescribed by the laws of the State of California. Policy shall include Employers' Liability (Coverage B) including Occupational Disease with limits not less than $1,000,000 per person per accident. The policy shall be endorsed to waive subrogation in favor of The County of Riverside.

B. Commercial General Liability:

Commercial General Liability insurance coverage, including but not limited to, premises liability, unmodified contractual liability, products and completed operations liability, personal and advertising injury, and cross liability coverage, covering claims which may arise from or out of CONTRACTOR'S performance of its obligations hereunder. Policy shall name the COUNTY as Additional Insured. Policy's

limit of liability shall not be less than $1,000,000 per occurrence combined single limit. If such insurance contains a general aggregate limit, it shall apply separately to this agreement or be no less than two (2) times the occurrence limit.

C. Vehicle Liability:

If vehicles or mobile equipment are used in the performance of the obligations under this Agreement, then CONTRACTOR shall maintain liability insurance for all owned, non-owned or hired vehicles so used in an amount not less than $1,000,000 per occurrence combined single limit. If such insurance contains a general aggregate limit, it shall apply separately to this agreement or be no less than two (2) times the occurrence limit. Policy shall name the COUNTY as Additional Insureds.

D. Professional Liability

(ONLY TO BE INCLUDED IN CONTRACTS WITH SERVICE PROVIDERS INCLUDING BUT NOT LIMITED TO ENGINEERS, DOCTORS, AND LAWYERS) Contractor shall maintain Professional Liability Insurance providing coverage for the Contractor's performance of work included within this Agreement, with a limit of liability of not less than $1,000,000 per occurrence and $2,000,000 annual aggregate. If Contractor's Professional Liability Insurance is written on a claims made basis rather than an occurrence basis, such insurance shall continue through the term of this Agreement and CONTRACTOR shall purchase at his sole expense either 1) an Extended Reporting Endorsement (also, known as Tail Coverage); or 2) Prior Dates Coverage from new insurer with a retroactive date back to the date of, or prior to, the inception of this Agreement; or 3) demonstrate through Certificates of Insurance that Contractor has Maintained continuous coverage with the same or original insurer. Coverage provided under items; 1), 2) or 3) will continue for a period of five (5) years beyond the termination of this Agreement.

E. General Insurance Provisions- All Lines:

a) Any insurance carrier providing insurance coverage hereunder shall be admitted to the State of California and have an A M BEST rating of not less than A: VIII (A:8) unless such requirements are waived, in writing, by the County Risk Manager. If the County's Risk Manager waives a requirement for a particular insurer such waiver is only valid for that specific insurer and only for one policy term.

b) The Contractor's insurance carrier(s) must declare its insurance deductibles or self-insured retentions. If such deductibles or self-insured retentions exceed $500,000 per occurrence such deductibles and/or retentions shall have the prior written consent of the County Risk Manager before the commencement of operations under this Agreement. Upon notification of deductibles or self insured retention's unacceptable to the County, and at the election of the Country's Risk Manager, Contractor's carriers shall either; 1) reduce or eliminate such deductibles or self-insured retention's as respects this Agreement with the County, or 2) procure a bond which guarantees payment of losses and related investigations, claims administration, and defense costs and expenses.

c) Contractor shall cause Contractor's insurance carrier(s) to furnish the County of Riverside with either 1) a properly executed original Certificate(s) of Insurance and certified original copies of Endorsements effecting coverage as required herein, or 2) if requested to do so orally or in writing by the County Risk Manager, provide original Certified copies of policies including all Endorsements and all attachments thereto, showing such insurance is in full force and effect. Further, said Certificate(s) and policies of insurance shall contain the covenant of the insurance carrier(s) that thirty (30) days written notice shall be given to the County of Riverside prior to any material modification, cancellation, expiration or reduction in coverage of such insurance. In the event of a material modification, cancellation, expiration, or reduction in coverage, this Agreement shall terminate forthwith, unless the County of Riverside receives, prior to such effective date, another properly executed original Certificate of Insurance and original copies of endorsements or certified original policies, including all endorsements and attachments thereto evidencing coverage's set forth herein and the insurance required herein is in full force and effect. *Contractor shall not commence operations until the County has been furnished original*

Certificate (s) of Insurance and certified original copies of endorsements or policies of insurance including all endorsements and any and all other attachments as required in this Section. An individual authorized by the insurance carrier to do on its behalf shall sign the original endorsements for each policy and the Certificate of Insurance.

d) It is understood and agreed to by the parties hereto and the insurance company(s), that the Certificate(s) of Insurance and policies shall so covenant and shall be construed as primary insurance, and the County's insurance and/or deductibles and/or self-insured retention's or self-insured programs shall not be construed as contributory.

e) The County's Reserved Rights--Insurance. If, during the term of this Agreement or any extension thereof, there is a material change in the scope of services; or, there is a material change in the equipment to be used in the performance of the scope of work (such as the use of aircraft or watercraft) the County reserves the right to adjust the types of insurance required under this Agreement and the monetary limits of liability for the insurance coverage's currently required herein, if; in the County Risk Manager's reasonable judgment, the amount or type of insurance carried by the Contractor has become inadequate.

f) Contractor shall pass down the insurance obligations contained herein to all tiers of subcontractors working under this Agreement. g) The insurance requirements contained in this agreement may be met with a program(s) of self-insurance acceptable to the County

A. APPLICABILITY

The Project or Program to which the construction work covered by this Contract pertains is being assisted by the United States of America, and the following Federal Labor Standards Provisions are included in this Contract pursuant to the provisions applicable to such Federal assistance.

1. Minimum wages and fringe benefits

i. All laborers and mechanics employed or working upon the site of the work (or otherwise working in construction or development of the project under a development statute), will be paid unconditionally and not less often than once a week, and without subsequent deduction or rebate on any account (except such payroll deductions as are permitted by regulations issued by the Secretary of Labor under the Copeland Act (29 CFR part 3)), the full amount of basic hourly wages and bona fide fringe benefits (or cash equivalents thereof) due at time of payment computed at rates not less than those contained in the wage determination of the Secretary of Labor which is attached hereto and made a part hereof, regardless of any contractual relationship which may be alleged to exist between the contractor and such laborers and mechanics. As provided in 29 CFR 5.5(d) and (e), the appropriate wage determinations are effective by operation of law even if they have not been attached to the contract. Contributions made or costs reasonably anticipated for bona fide fringe benefits under the Davis-Bacon Act (40 U.S.C. 3141(2)(B)) on behalf of laborers or mechanics are considered wages paid to such laborers or mechanics, subject to the provisions of paragraph (a)(1)(v) of these contract clauses; also, regular contributions made or costs incurred for more than a weekly period (but not less often than quarterly) under plans, funds, or programs which cover the particular weekly period, are deemed to be constructively made or incurred during such weekly period. Such laborers and mechanics must be paid the appropriate wage rate and fringe benefits on the wage determination for the classification(s) of work actually performed, without regard to skill, except as provided in 29 CFR 5.5(a)(4). Laborers or mechanics performing work in more than one classification may be compensated at the rate specified for each classification for the time actually worked therein: *Provided,* That the employer's payroll records accurately set forth the time spent in each classification in which work is performed. The wage determination (including any additional classifications and wage rates conformed under 29 CFR 5.5(a)(1)(iii)) and the Davis-Bacon poster (WH-1321) must be posted at all times by the contractor and its subcontractors at the site of the work in a prominent and accessible place where it can be easily seen by the workers.

ii. Frequently recurring classifications

A. In addition to wage and fringe benefit rates that have been determined to be prevailing under the procedures set forth in 29 CFR part 1, a wage determination may contain, pursuant to § 1.3(f), wage and fringe benefit rates for classifications of laborers and mechanics for which conformance requests are regularly submitted pursuant to 29 CFR 5.5(a)(1)(iii), provided that:

1. The work performed by the classification is not performed by a classification in the wage determination for which a prevailing wage rate has been determined;
2. The classification is used in the area by the construction industry; and
3. The wage rate for the classification bears a reasonable relationship to the prevailing wage rates contained in the wage determination.

B. The Administrator will establish wage rates for such classifications in accordance with 29 CFR 5.5(a)(1)(iii)(A)(3). Work performed in such a classification must be paid at no less than the wage and fringe benefit rate listed on the wage determination for such classification.

iii. Conformance

A. The contracting officer must require that any class of laborers or mechanics, including helpers, which is not listed in the wage determination and which is to be employed under the contract be classified in conformance with the wage determination. Conformance of an additional classification and wage rate and fringe benefits is appropriate only when the following criteria have been met:

1. The work to be performed by the classification requested is not performed by a classification in the

wage determination; and

2. The classification is used in the area by the construction industry; and
3. The proposed wage rate, including any bona fide fringe benefits, bears a reasonable relationship to the wage rates contained in the wage determination.

B. The conformance process may not be used to split, subdivide, or otherwise avoid application of classifications listed in the wage determination.

C. If the contractor and the laborers and mechanics to be employed in the classification (if known), or their representatives, and the contracting officer agree on the classification and wage rate (including the amount designated for fringe benefits where appropriate), a report of the action taken will be sent by the contracting officer by email to DBAconformance@dol.gov. The Administrator, or an authorized representative, will approve, modify, or disapprove every additional classification action within 30 days of receipt and so advise the contracting officer or will notify the contracting officer within the 30–day period that additional time is necessary.

D. In the event the contractor, the laborers or mechanics to be employed in the classification or their representatives, and the contracting officer do not agree on the proposed classification and wage rate (including the amount designated for fringe benefits, where appropriate), the contracting officer will, by email to DBAconformance@dol.gov, refer the questions, including the views of all interested parties and the recommendation of the contracting officer, to the Administrator for determination. The Administrator, or an authorized representative, will issue a determination within 30 days of receipt and so advise the contracting officer or will notify the contracting officer within the 30–day period that additional time is necessary.

E. The contracting officer must promptly notify the contractor of the action taken by the Wage and Hour Division under 29 CFR 5.5 (a)(1)(iii)(C) and (D). The contractor must furnish a written copy of such determination to each affected worker or it must be posted as a part of the wage determination. The wage rate (including fringe benefits where appropriate) determined pursuant to 29 CFR 5.5 (a)(1)(iii)(C) or (D) must be paid to all workers performing work in the classification under this contract from the first day on which work is performed in the classification.

iv. Fringe benefits not expressed as an hourly rate

Whenever the minimum wage rate prescribed in the contract for a class of laborers or mechanics includes a fringe benefit which is not expressed as an hourly rate, the contractor may either pay the benefit as stated in the wage determination or may pay another bona fide fringe benefit or an hourly cash equivalent thereof.

v. Unfunded plans

If the contractor does not make payments to a trustee or other third person, the contractor may consider as part of the wages of any laborer or mechanic the amount of any costs reasonably anticipated in providing bona fide fringe benefits under a plan or program, *Provided,* That the Secretary of Labor has found, upon the written request of the contractor, in accordance with the criteria set forth in 29 CFR 5.28, that the applicable standards of the Davis-Bacon Act have been met. The Secretary of Labor may require the contractor to set aside in a separate account assets for the meeting of obligations under the plan or program.

vi. Interest In the event of a failure to pay all or part of the wages required by the contract, the contractor will be required to pay interest on any underpayment of wages.

2. **Withholding**

   i. **Withholding requirements**

   The U. S. Department of Housing and Urban Development may, upon its own action, or must, upon written request of an authorized representative of the Department of Labor, withhold or cause to be withheld from the contractor so much of the accrued payments or advances as may be considered necessary to satisfy the liabilities of the prime contractor or any subcontractor for the full amount of wages and monetary relief, including interest, required by the clauses set forth in 29 CFR 5.5(a) for violations of this contract, or to satisfy any such liabilities required by any other Federal contract, or federally assisted contract subject to Davis-Bacon labor standards, that is held by the same prime contractor (as defined in 29 CFR 5.2). The necessary funds may be withheld from the contractor under this contract, any other Federal contract with the same prime contractor, or any other federally assisted contract that is subject to Davis-Bacon labor standards requirements and is held by the same prime contractor, regardless of whether the other contract was awarded or assisted by the same agency, and such funds may be used to satisfy the contractor liability for which the funds were withheld. In the event of a contractor's failure to pay any laborer or mechanic, including any apprentice or helper working on the site of the work (or otherwise working in construction or development of the project under a development statute) all or part of the wages required by the contract, or upon the contractor's failure to submit the required records as discussed in 29 CFR 5.5(a)(3)(iv), HUD may on its own initiative and after written notice to the contractor, sponsor, applicant, owner, or other entity, as the case may be, take such action as may be necessary to cause the suspension of any further payment, advance, or guarantee of funds until such violations have ceased.

   ii. **Priority to withheld funds**

   The Department has priority to funds withheld or to be withheld in accordance with 29 CFR 5.5(a)(2)(i) or (b)(3)(i), or both, over claims to those funds by:

   A. A contractor's surety(ies), including without limitation performance bond sureties and payment bond sureties;

   B. A contracting agency for its reprocurement costs;

   C. A trustee(s) (either a court-appointed trustee or a U.S. trustee, or both) in bankruptcy of a contractor, or a contractor's bankruptcy estate;

   D. A contractor's assignee(s);

   E. A contractor's successor(s); or

   F. A claim asserted under the Prompt Payment Act, 31 U.S.C. 3901-3907.

3. **Records and certified payrolls**

   i. **Basic record requirements**

   A. Length of record retention. All regular payrolls and other basic records must be maintained by the contractor and any subcontractor during the course of the work and preserved for all laborers and mechanics working at the site of the work (or otherwise working in construction or development of the project under a development statute) for a period of at least 3 years after all the work on the prime contract is completed.

   B. Information required Such records must contain the name; Social Security number; last known address, telephone number, and email address of each such worker; each worker's correct classification(s) of work actually performed; hourly rates of wages paid (including rates of contributions or costs anticipated for bona fide fringe benefits or cash equivalents thereof of the types described in 40 U.S.C. 3141(2)(B) of the Davis-Bacon Act); daily and weekly number of hours actually worked in total and on each covered contract; deductions made; and actual wages paid.

   C. Additional records relating to fringe benefits. Whenever the Secretary of Labor has found under 29 CFR 5.5(a)(1)(v) that the wages of any laborer or mechanic include the amount of any

costs reasonably anticipated in providing benefits under a plan or program described in 40 U.S.C. 3141(2)(B) of the Davis-Bacon Act, the contractor must maintain records which show that the commitment to provide such benefits is enforceable, that the plan or program is financially responsible, and that the plan or program has been communicated in writing to the laborers or mechanics affected, and records which show the costs anticipated or the actual cost incurred in providing such benefits.

D. **Additional records relating to apprenticeship** Contractors with apprentices working under approved programs must maintain written evidence of the registration of apprenticeship programs, the registration of the apprentices, and the ratios and wage rates prescribed in the applicable programs.

ii. **Certified payroll requirements**

A. **Frequency and method of submission** The contractor or subcontractor must submit weekly, for each week in which any DBA- or Related Acts-covered work is performed, certified payrolls to HUD if the agency is a party to the contract, but if the agency is not such a party, the contractor will submit the certified payrolls to the applicant, sponsor, owner, or other entity, as the case may be, that maintains such records, for transmission to HUD. The prime contractor is responsible for the submission of all certified payrolls by all subcontractors. A contracting agency or prime contractor may permit or require contractors to submit certified payrolls through an electronic system, as long as the electronic system requires a legally valid electronic signature; the system allows the contractor, the contracting agency, and the Department of Labor to access the certified payrolls upon request for at least 3 years after the work on the prime contract has been completed; and the contracting agency or prime contractor permits other methods of submission in situations where the contractor is unable or limited in its ability to use or access the electronic system

B. **Information required** The certified payrolls submitted must set out accurately and completely all of the information required to be maintained under 29 CFR 5.5(a)(3)(i)(B), except that full Social Security numbers and last known addresses, telephone numbers, and email addresses must not be included on weekly transmittals. Instead, the certified payrolls need only include an individually identifying number for each worker (*e.g.*, the last four digits of the worker's Social Security number). The required weekly certified payroll information may be submitted using Optional Form WH-347 or in any other format desired. Optional Form WH-347 is available for this purpose from the Wage and Hour Division Web site at *https://www.dol.gov/ sites/dolgov/files/WHD/legacy/files/wh347.pdf* or its successor website. It is not a violation of this section for a prime contractor to require a subcontractor to provide full Social Security numbers and last known addresses, telephone numbers, and email addresses to the prime contractor for its own records, without weekly submission by the subcontractor to the sponsoring government agency (or the applicant, sponsor, owner, or other entity, as the case may be, that maintains such records).

C. **Statement of Compliance** Each certified payroll submitted must be accompanied by a "Statement of Compliance," signed by the contractor or subcontractor, or the contractor's or subcontractor's agent who pays or supervises the payment of the persons working on the contract, and must certify the following:

1. That the certified payroll for the payroll period contains the information required to be provided under 29 CFR 5.5(a)(3)(ii), the appropriate information and basic records are being maintained under 29 CFR 5.5 (a)(3)(i), and such information and records are correct and complete;
2. That each laborer or mechanic (including each helper and apprentice) working on the contract during the payroll period has been paid the full weekly wages earned, without rebate, either directly or indirectly, and that no deductions have been made either directly or indirectly from the full wages earned, other than permissible deductions as set forth in 29 CFR part 3; and

3. That each laborer or mechanic has been paid not less than the applicable wage rates and fringe benefits or cash equivalents for the classification(s) of work actually performed, as specified in the applicable wage determination incorporated into the contract.

D. **Use of Optional Form WH-347** The weekly submission of a properly executed certification set forth on the reverse side of Optional Form WH-347 will satisfy the requirement for submission of the "Statement of Compliance" required by 29 CFR 5.5(a)(3)(ii)(C).

E. **Signature** The signature by the contractor, subcontractor, or the contractor's or subcontractor's agent must be an original handwritten signature or a legally valid electronic signature.

F. **Falsification** The falsification of any of the above certifications may subject the contractor or subcontractor to civil or criminal prosecution under 18 U.S.C. 1001 and 31 U.S.C. 3729.

G. **Length of certified payroll retention** The contractor or subcontractor must preserve all certified payrolls during the course of the work and for a period of 3 years after all the work on the prime contract is completed.

iii. **Contracts, subcontracts, and related documents** The contractor or subcontractor must maintain this contract or subcontract and related documents including, without limitation, bids, proposals, amendments, modifications, and extensions. The contractor or subcontractor must preserve these contracts, subcontracts, and related documents during the course of the work and for a period of 3 years after all the work on the prime contract is completed.

iv. **Required disclosures and access**

A. **Required record disclosures and access to workers** The contractor or subcontractor must make the records required under 29 CFR 5.5(a)(3)(i)–(iii), and any other documents that HUD or the Department of Labor deems necessary to determine compliance with the labor standards provisions of any of the applicable statutes referenced by 29 CFR 5.1, available for inspection, copying, or transcription by authorized representatives of HUD or the Department of Labor, and must permit such representatives to interview workers during working hours on the job.

B. **Sanctions for non-compliance with records and worker access requirements** If the contractor or subcontractor fails to submit the required records or to make them available, or refuses to permit worker interviews during working hours on the job, the Federal agency may, after written notice to the contractor, sponsor, applicant, owner, or other entity, as the case may be, that maintains such records or that employs such workers, take such action as may be necessary to cause the suspension of any further payment, advance, or guarantee of funds. Furthermore, failure to submit the required records upon request or to make such records available, or to permit worker interviews during working hours on the job, may be grounds for debarment action pursuant to 29 CFR 5.12. In addition, any contractor or other person that fails to submit the required records or make those records available to WHD within the time WHD requests that the records be produced will be precluded from introducing as evidence in an administrative proceeding under 29 CFR part 6 any of the required records that were not provided or made available to WHD. WHD will take into consideration a reasonable request from the contractor or person for an extension of the time for submission of records. WHD will determine the reasonableness of the request and may consider, among other things, the location of the records and the volume of production.

C. **Required information disclosures** Contractors and subcontractors must maintain the full Social Security number and last known address, telephone number, and email address of each covered worker, and must provide them upon request to HUD if the agency is a party to the contract, or to the Wage and Hour Division of the Department of Labor. If the Federal agency is not such a party to the contract, the contractor, subcontractor, or both, must, upon request, provide the full Social Security number and last known address, telephone number, and email address of each covered worker to the

applicant, sponsor, owner, or other entity, as the case may be, that maintains such records, for transmission to HUD, the contractor, or the Wage and Hour Division of the Department of Labor for purposes of an investigation or other compliance action.

4. **Apprentices and equal employment opportunity**
   i. **Apprentices**
      A. **Rate of pay** Apprentices will be permitted to work at less than the predetermined rate for the work they perform when they are employed pursuant to and individually registered in a bona fide apprenticeship program registered with the U.S. Department of Labor, Employment and Training Administration, Office of Apprenticeship (OA), or with a State Apprenticeship Agency recognized by the OA. A person who is not individually registered in the program, but who has been certified by the OA or a State Apprenticeship Agency (where appropriate) to be eligible for probationary employment as an apprentice, will be permitted to work at less than the predetermined rate for the work they perform in the first 90 days of probationary employment as an apprentice in such a program. In the event the OA or a State Apprenticeship Agency recognized by the OA withdraws approval of an apprenticeship program, the contractor will no longer be permitted to use apprentices at less than the applicable predetermined rate for the work performed until an acceptable program is approved.
      B. **Fringe benefits** Apprentices must be paid fringe benefits in accordance with the provisions of the apprenticeship program. If the apprenticeship program does not specify fringe benefits, apprentices must be paid the full amount of fringe benefits listed on the wage determination for the applicable classification. If the Administrator determines that a different practice prevails for the applicable apprentice classification, fringe benefits must be paid in accordance with that determination.
      C. **Apprenticeship ratio** The allowable ratio of apprentices to journey workers on the job site in any craft classification must not be greater than the ratio permitted to the contractor as to the entire work force under the registered program or the ratio applicable to the locality of the project pursuant to 29 CFR 5.5(a)(4)(i)(D). Any worker listed on a payroll at an apprentice wage rate, who is not registered or otherwise employed as stated in 29 CFR 5.5(a)(4)(i)(A), must be paid not less than the applicable wage rate on the wage determination for the classification of work actually performed. In addition, any apprentice performing work on the job site in excess of the ratio permitted under this section must be paid not less than the applicable wage rate on the wage determination for the work actually performed.
      D. **Reciprocity of ratios and wage rates** Where a contractor is performing construction on a project in a locality other than the locality in which its program is registered, the ratios and wage rates (expressed in percentages of the journey worker's hourly rate) applicable within the locality in which the construction is being performed must be observed. If there is no applicable ratio or wage rate for the locality of the project, the ratio and wage rate specified in the contractor's registered program must be observed.
   ii. **Equal employment opportunity** The use of apprentices and journey workers under this part must be in conformity with the equal employment opportunity requirements of Executive Order 11246, as amended, and 29 CFR part 30.
5. **Compliance with Copeland Act requirements.** The contractor shall comply with the requirements of 29 CFR part 3, which are incorporated by reference in this contract.
6. **Subcontracts.** The contractor or subcontractor must insert in any subcontracts the clauses contained in 29 CFR 5.5(a)(1) through (11), along with the applicable wage determination(s) and such other clauses or contract modifications as the U.S. Department of Housing and Urban Development may by appropriate instructions require, and a clause requiring the subcontractors to include these clauses and wage determination(s) in any lower tier subcontracts. The prime contractor is responsible for the compliance by any subcontractor or lower tier subcontractor with

all the contract clauses in this section. In the event of any violations of these clauses, the prime contractor and any subcontractor(s) responsible will be liable for any unpaid wages and monetary relief, including interest from the date of the underpayment or loss, due to any workers of lower-tier subcontractors, and may be subject to debarment, as appropriate.

7. **Contract termination: debarment.** A breach of the contract clauses in 29 CFR 5.5 may be grounds for termination of the contract, and for debarment as a contractor and a subcontractor as provided in 29 CFR 5.12.
8. **Compliance with Davis-Bacon and Related Act requirements.** All rulings and interpretations of the Davis-Bacon and Related Acts contained in 29 CFR parts 1, 3, and 5 are herein incorporated by reference in this contract.
9. **Disputes concerning labor standards.** Disputes arising out of the labor standards provisions of this contract shall not be subject to the general disputes clause of this contract. Such disputes shall be resolved in accordance with the procedures of the Department of Labor set forth in 29 CFR parts 5, 6, and 7. Disputes within the meaning of this clause include disputes between the contractor (or any of its subcontractors) and the contracting agency, the U.S. Department of Labor, or the employees or their representatives.
10. **Certification of eligibility**.
    - **i.** By entering into this contract, the contractor certifies that neither it nor any person or firm who has an interest in the contractor's firm is a person or firm ineligible to be awarded Government contracts by virtue of 40 U.S.C. 3144(b) or 29 CFR 5.12(a).
    - **ii.** No part of this contract shall be subcontracted to any person or firm ineligible for award of a Government contract by virtue of 40 U.S.C. 3144(b) or 29 CFR 5.12(a).
    - **iii.** The penalty for making false statements is prescribed in the U.S. Code, Title 18 Crimes and Criminal Procedure, 18 U.S.C. 1001.

11 **Anti-retaliation** It is unlawful for any person to discharge, demote, intimidate, threaten, restrain, coerce, blacklist, harass, or in any other manner discriminate against, or to cause any person to discharge, demote, intimidate, threaten, restrain, coerce, blacklist, harass, or in any other manner discriminate against, any worker or job applicant for:

- **i.** Notifying any contractor of any conduct which the worker reasonably believes constitutes a violation of the DBA, Related Acts, or 29 CFR parts 1, 3, or 5;
- **ii.** Filing any complaint, initiating or causing to be initiated any proceeding, or otherwise asserting or seeking to assert on behalf of themselves or others any right or protection under the DBA, Related Acts, or 29 CFR parts 1, 3, or 5;
- **iii.** Cooperating in any investigation or other compliance action, or testifying in any proceeding under the DBA, Related Acts, or 29 CFR parts 1, 3, or 5; or
- **iv.** Informing any other person about their rights under the DBA, Related Acts, or 29 CFR parts 1, 3, or 5.

B. Contract Work Hours and Safety Standards Act (CWHSSA)

The Agency Head must cause or require the contracting officer to insert the following clauses set forth in 29 CFR 5.5(b)(1), (2), (3), (4), and (5) in full, or (for contracts covered by the Federal Acquisition Regulation) by reference, in any contract in an amount in excess of $100,000 and subject to the overtime provisions of the Contract Work Hours and Safety Standards Act. These clauses must be inserted in addition to the clauses required by 29 CFR 5.5(a) or 4.6. As used in this paragraph, the terms "laborers and mechanics" include watchpersons and guards.

1. **Overtime requirements.** No contractor or subcontractor contracting for any part of the contract work which may require or involve the employment of laborers or mechanics shall require or permit any such laborer or mechanic in any workweek in which he or she is employed on such work to work in excess of forty hours in such workweek unless such laborer or mechanic receives compensation at a rate not less than one and one-half times the basic rate of pay for all hours worked in excess of forty hours in such workweek.
2. **Violation; liability for unpaid wages; liquidated damages.** In the event of any violation of

the clause set forth in 29 CFR 5.5(b)(1) the contractor and any subcontractor responsible therefor shall be liable for the unpaid wages and interest from the date of the underpayment. In addition, such contractor and subcontractor shall be liable to the United States (in the case of work done under contract for the District of Columbia or a territory, to such District or to such territory), for liquidated damages. Such liquidated damages shall be computed with respect to each individual laborer or mechanic, including watchpersons and guards, employed in violation of the clause set forth in 29 CFR 5.5(b)(1), in the sum of $31 for each calendar day on which such individual was required or permitted to work in excess of the standard workweek of forty hours without payment of the overtime wages required by the clause set forth in 29 CFR 5.5(b)(1).

3. **Withholding for unpaid wages and liquidated damages**
   i. **Withholding process** The U.S Department of Housing and Urban Development or the recipient of Federal assistance may, upon its own action, or must, upon written request of an authorized representative of the Department of Labor, withhold or cause to be withheld from the contractor so much of the accrued payments or advances as may be considered necessary to satisfy the liabilities of the prime contractor or any subcontractor for any unpaid wages; monetary relief, including interest; and liquidated damages required by the clauses set forth in 29 CFR 5.5(b) on this contract, any other Federal contract with the same prime contractor, or any other federally assisted contract subject to the Contract Work Hours and Safety Standards Act that is held by the same prime contractor (as defined in 29 CFR 5.2). The necessary funds may be withheld from the contractor under this contract, any other Federal contract with the same prime contractor, or any other federally assisted contract that is subject to the Contract Work Hours and Safety Standards Act and is held by the same prime contractor, regardless of whether the other contract was awarded or assisted by the same agency, and such funds may be used to satisfy the contractor liability for which the funds were withheld.
   ii **Priority to withheld funds** The Department has priority to funds withheld or to be withheld in accordance with 29 CFR 5.5(a)(2)(i) or (b)(3)(i), or both, over claims to those funds by:
      A. A contractor's surety(ies), including without limitation performance bond sureties and payment bond sureties;
      B. A contracting agency for its reprocurement costs;
      C. A trustee(s) (either a court-appointed trustee or a U.S. trustee, or both) in bankruptcy of a contractor, or a contractor's bankruptcy estate;
      D. A contractor's assignee(s);
      E. A contractor's successor(s); or
      F. A claim asserted under the Prompt Payment Act, 31 U.S.C. 3901-3907.
4. ***Subcontracts***. The contractor or subcontractor must insert in any subcontracts the clauses set forth in 29 CFR 5.5(b)(1) through (5) and a clause requiring the subcontractors to include these clauses in any lower tier subcontracts. The prime contractor is responsible for compliance by any subcontractor or lower tier subcontractor with the clauses set forth in 29 CFR 5.5(b)(1) through (5). In the event of any violations of these clauses, the prime contractor and any subcontractor(s) responsible will be liable for any unpaid wages and monetary relief, including interest from the date of the underpayment or loss, due to any workers of lower-tier subcontractors, and associated liquidated damages and may be subject to debarment, as appropriate.
5 **Anti-retaliation** It is unlawful for any person to discharge, demote, intimidate, threaten, restrain, coerce, blacklist, harass, or in any other manner discriminate against, or to cause any person to discharge, demote, intimidate, threaten, restrain, coerce, blacklist, harass, or in any other manner discriminate against, any worker or job applicant for:
   i. Notifying any contractor of any conduct which the worker reasonably believes constitutes a violation of the Contract Work Hours and Safety Standards Act (CWHSSA) or its implementing regulations in 29 CFR part 5;

ii. Filing any complaint, initiating or causing to be initiated any proceeding, or otherwise asserting or seeking to assert on behalf of themselves or others any right or protection under CWHSSA or 29 CFR part 5;

iii. Cooperating in any investigation or other compliance action, or testifying in any proceeding under CWHSSA or 29 CFR part 5; or

iv. Informing any other person about their rights under CWHSSA or 29 CFR part 5.

C. **CWHSSA required records clause** In addition to the clauses contained in 29 CFR 5.5(b), in any contract subject only to the Contract Work Hours and Safety Standards Act and not to any of the other laws referenced by 29 CFR 5.1, the Agency Head must cause or require the contracting officer to insert a clause requiring that the contractor or subcontractor must maintain regular payrolls and other basic records during the course of the work and must preserve them for a period of 3 years after all the work on the prime contract is completed for all laborers and mechanics, including guards and watchpersons, working on the contract. Such records must contain the name; last known address, telephone number, and email address; and social security number of each such worker; each worker's correct classification(s) of work actually performed; hourly rates of wages paid; daily and weekly number of hours actually worked; deductions made and actual wages paid. Further, the Agency Head must cause or require the contracting officer to insert in any such contract a clause providing that the records to be maintained under this paragraph must be made available by the contractor or subcontractor for inspection, copying, or transcription by authorized representatives of the (write the name of agency) and the Department of Labor, and the contractor or subcontractor will permit such representatives to interview workers during working hours on the job.

D. **Incorporation of contract clauses and wage determinations by reference** Although agencies are required to insert the contract clauses set forth in this section, along with appropriate wage determinations, in full into covered contracts, and contractors and subcontractors are required to insert them in any lower-tier subcontracts, the incorporation by reference of the required contract clauses and appropriate wage determinations will be given the same force and effect as if they were inserted in full text.

E. **Incorporation by operation of law** The contract clauses set forth in this section (or their equivalent under the Federal Acquisition Regulation), along with the correct wage determinations, will be considered to be a part of every prime contract required by the applicable statutes referenced by 29 CFR 5.1 to include such clauses, and will be effective by operation of law, whether or not they are included or incorporated by reference into such contract, unless the Administrator grants a variance, tolerance, or exemption from the application of this paragraph. Where the clauses and applicable wage determinations are effective by operation of law under this paragraph, the prime contractor must be compensated for any resulting increase in wages in accordance with applicable law.

F. **HEALTH AND SAFETY**

The provisions of this paragraph (F) are applicable where the amount of the prime contract exceeds

$100,000.

1. No laborer or mechanic shall be required to work in surroundings or under working conditions which are unsanitary, hazardous, or dangerous to his or her health and safety, as determined under construction safety and health standards promulgated by the Secretary of Labor by regulation.
2. The contractor shall comply with all regulations issued by the Secretary of Labor pursuant to 29 CFR Part 1926 and failure to comply may result in imposition of sanctions pursuant to the Contract Work Hours and Safety Standards Act, (Public Law 91-54, 83 Stat 96), 40 U.S.C. § 3701 et seq.
3. The contractor shall include the provisions of this paragraph in every subcontract, so that such provisions will be binding on each subcontractor. The contractor shall take such action with respect to any subcontractor as the Secretary of Housing and Urban Development or the Secretary of Labor shall direct as a means of enforcing such provisions.

EXHIBIT B-2

FEDERAL PREVAILING WAGE DECISION

(CA _____ mod. _____)
Insert most recent, (10 days prior to bid opening) wage decision at this point.

LABOR STANDARDS REQUIREMENTS - PRECONSTRUCTION PHASE. A construction project covered by Federal Labor Standards Provisions (HUD-4010) requires a series of specific actions prior to the actual start of construction. Those actions are:

a. obtaining an applicable Davis-Bacon wage determination for the project;

b. including that wage determination (and any modifications) in the bid documents where there is competitive bidding or in invitations for proposals; and

c. including appropriate labor standards provisions and the wage determination in the construction contract.

CONSTRUCTION WAGE DETERMINATION - DEFINITION. All construction bid documents and contracts, or analogous instruments covered by the Federal Labor Standards Provisions (HUD-4010) must contain a current and applicable wage determination issued by the Department of Labor. The term "wage determination" includes the original decision and any subsequent decisions modifying, superseding, correcting, or otherwise changing the provisions of the original decision.

Reference: Handbook 1344.1 Federal Labor Standards Compliance in Housing and Community Development Programs'; paragraph 2-1, section 1 paragraph 1-1.

OBTAINING WAGE DETERMINATIONS

The Riverside County Department of Housing & Workforce Solutions (HWS) will be responsible to obtain and provide the appropriate Federal wage determination from the U.S. Department of Labor (DOL) for this project. The appropriate wage determination will be the most current determination, applicable for Riverside County and the construction type, that is effective ten (10) days before the opening of bids. Wage determinations shall be effective (locked-in) on the date that bids are opened provided that the contract is awarded within 90 days after bid opening. If the contract is awarded more than 90 days after bid opening, the wage determination shall be updated as of the date of award. If construction starts more than 90 days after contract award, the wage determination shall be updated as of the construction start date.

"General Decision Number: CA20260025 07/14/2026

State: California

Construction Types: Building, Heavy and Highway

Counties: California Counties of
Riverside

Building Construction Projects
Dredging Projects-Includes Dredging Projects (does not include hopper dredge work)
Heavy Construction Projects (excludes water well drilling)
Highway Construction Projects

Modification Number	Publication Date
2	01/23/2026
3	05/18/2026
4	07/14/2026

ASBE0005-002 07/01/2024

	Rates	Fringes
ASBESTOS WORKERS/INSULATOR (INCLUDES THE APPLICATION OF ALL INSULATING MATERIALS, PROTECTIVE COVERINGS, COATINGS, AND FINISHES TO ALL TYPES OF MECHANICAL SYSTEMS)	$ 56.32	26.52

ASBE0005-002 09/01/2024

	Rates	Fringes
FIRE STOP TECHNICIAN (APPLICATION OF FIRESTOPPING MATERIALS FOR WALL OPENINGS AND PENETRATIONS IN WALLS, FLOORS, CEILINGS AND CURTAIN WALLS)	$ 39.94	20.65

ASBE0005-004 07/04/2022

	Rates	Fringes
ASBESTOS REMOVAL WORKER/HAZARDOUS MATERIAL HANDLER (INCLUDES PREPARATION, WETTING, STRIPPING, REMOVAL, SCRAPPING, VACUUMING, BAGGING AND DISPOSING OF ALL INSULATION MATERIALS FROM MECHANICAL SYSTEMS, WHETHER THEY CONTAIN ASBESTOS OR NOT)	$ 23.52	13.37

BOIL0092-003 01/01/2024

	Rates	Fringes
BOILERMAKER	$ 51.98	42.11

BRCA0004-011 05/01/2024

	Rates	Fringes
BRICKLAYER; MARBLE SETTER *THE WAGE SCALE FOR PREVAILING WAGE PROJECTS PERFORMED IN BLYTHE, CHINA LAKE, DEATH VALLEY, FORT IRWIN, TWENTY-NINE PALMS, NEEDLES AND 1-15 CORRIDOR (BARSTOW TO THE NEVADA		

STATE LINE) WILL BE THREE DOLLARS ($3.00) ABOVE THE
STANDARD SAN BERNARDINO/RIVERSIDE COUNTY HOURLY
WAGE RATE.....$ 45.53 20.29

BRCA0018-004 06/01/2024

	Rates	Fringes
MARBLE FINISHER	$ 43.38	15.36
TILE FINISHER	$ 37.96	13.77
TILE LAYER	$ 51.82	19.32

BRCA0018-010 09/01/2024

	Rates	Fringes
TERRAZZO FINISHER	$ 42.11	14.67
TERRAZZO WORKER/SETTER	$ 49.62	15.26

CARP0213-001 07/01/2025

	Rates	Fringes
CARPENTER: (1) CARPENTER, CABINET INSTALLER, INSULATION INSTALLER, HARDWOOD FLOOR WORKER AND ACOUSTICAL INSTALLER FOOTNOTE: WORK OF FORMING IN THE CONSTRUCTION OF OPEN CUT SEWERS OR STORM DRAINS, ON OPERATIONS IN WHICH HORIZONTAL LAGGING IS USED IN CONJUNCTION WITH STEEL H-BEAMS DRIVEN OR PLACED IN PRE- DRILLED HOLES, FOR THAT PORTION OF A LAGGED TRENCH AGAINST WHICH CONCRETE IS POURED, NAMELY, AS A SUBSTITUTE FOR BACK FORMS (WHICH WORK IS PERFORMED BY PILEDRIVERS): $0.13 PER HOUR ADDITIONAL	$ 52.24	26.18
CARPENTER: (2) MILLWRIGHT FOOTNOTE: WORK OF FORMING IN THE CONSTRUCTION OF OPEN CUT SEWERS OR STORM DRAINS, ON OPERATIONS IN WHICH HORIZONTAL LAGGING IS USED IN CONJUNCTION WITH STEEL H-BEAMS DRIVEN OR PLACED IN PRE- DRILLED HOLES, FOR THAT PORTION OF A LAGGED TRENCH AGAINST WHICH CONCRETE IS POURED, NAMELY, AS A SUBSTITUTE FOR BACK FORMS (WHICH WORK IS PERFORMED BY PILEDRIVERS): $0.13 PER HOUR ADDITIONAL	$ 52.24	26.68
CARPENTER: (3) PILEDRIVERMEN/DERRICK BARGEMAN, BRIDGE OR DOCK CARPENTER, HEAVY FRAMER, ROCK BARGEMAN OR SCOWMAN, ROCKSLINGER, SHINGLER (COMMERCIAL) FOOTNOTE: WORK OF FORMING IN THE CONSTRUCTION OF OPEN CUT SEWERS OR STORM DRAINS, ON OPERATIONS IN WHICH HORIZONTAL LAGGING IS USED IN CONJUNCTION WITH STEEL H-BEAMS DRIVEN OR PLACED IN PRE- DRILLED HOLES, FOR THAT PORTION OF A LAGGED TRENCH AGAINST WHICH CONCRETE IS POURED, NAMELY, AS A SUBSTITUTE FOR BACK FORMS (WHICH WORK IS PERFORMED BY PILEDRIVERS): $0.13 PER HOUR ADDITIONAL.	$ 52.37	26.18
CARPENTER: (4) PNEUMATIC NAILER, POWER STAPLER FOOTNOTE: WORK OF FORMING IN THE CONSTRUCTION OF OPEN CUT SEWERS OR STORM DRAINS, ON OPERATIONS IN WHICH HORIZONTAL LAGGING IS USED IN CONJUNCTION WITH STEEL H-BEAMS DRIVEN OR PLACED IN PRE- DRILLED HOLES, FOR THAT PORTION OF A LAGGED TRENCH AGAINST WHICH CONCRETE IS POURED, NAMELY, AS A SUBSTITUTE FOR BACK FORMS (WHICH WORK IS PERFORMED BY PILEDRIVERS): $0.13 PER HOUR ADDITIONAL	$ 52.37	26.18
CARPENTER: (5) SAWFILER FOOTNOTE: WORK OF FORMING IN THE CONSTRUCTION OF OPEN CUT SEWERS OR STORM DRAINS, ON OPERATIONS IN WHICH HORIZONTAL LAGGING IS USED IN CONJUNCTION WITH STEEL H-BEAMS		

DRIVEN OR PLACED IN PRE- DRILLED HOLES, FOR THAT
PORTION OF A LAGGED TRENCH AGAINST WHICH CONCRETE
IS POURED, NAMELY, AS A SUBSTITUTE FOR BACK FORMS
(WHICH WORK IS PERFORMED BY PILEDRIVERS): $0.13 PER
HOUR ADDITIONAL.....$ 52.34 26.18
CARPENTER: (6) SCAFFOLD BUILDER FOOTNOTE: WORK
OF FORMING IN THE CONSTRUCTION OF OPEN CUT SEWERS
OR STORM DRAINS, ON OPERATIONS IN WHICH HORIZONTAL
LAGGING IS USED IN CONJUNCTION WITH STEEL H-BEAMS
DRIVEN OR PLACED IN PRE- DRILLED HOLES, FOR THAT
PORTION OF A LAGGED TRENCH AGAINST WHICH CONCRETE
IS POURED, NAMELY, AS A SUBSTITUTE FOR BACK FORMS
(WHICH WORK IS PERFORMED BY PILEDRIVERS): $0.13 PER
HOUR ADDITIONAL.....$ 45.37 25.43
CARPENTER: (7) TABLE POWER SAW OPERATOR
FOOTNOTE: WORK OF FORMING IN THE CONSTRUCTION OF
OPEN CUT SEWERS OR STORM DRAINS, ON OPERATIONS IN
WHICH HORIZONTAL LAGGING IS USED IN CONJUNCTION
WITH STEEL H-BEAMS DRIVEN OR PLACED IN PRE- DRILLED
HOLES, FOR THAT PORTION OF A LAGGED TRENCH AGAINST
WHICH CONCRETE IS POURED, NAMELY, AS A SUBSTITUTE
FOR BACK FORMS (WHICH WORK IS PERFORMED BY
PILEDRIVERS): $0.13 PER HOUR ADDITIONAL.....$ 52.34 26.18

CARP0213-002 07/01/2025

	Rates	Fringes
DIVER: (1) WET AMOUNTS IN ""RATES' COLUMN ARE PER DAY	$ 901.92	26.18
DIVER: (2) STANDBY AMOUNTS IN ""RATES' COLUMN ARE PER DAY	$ 450.96	26.18
DIVER: (3) TENDER AMOUNTS IN ""RATES' COLUMN ARE PER DAY	$ 442.96	26.18
DIVER: (4) ASSISTANT TENDER AMOUNTS IN ""RATES' COLUMN ARE PER DAY	$ 418.96	26.18

CARP0213-004 07/01/2025

	Rates	Fringes
DRYWALL (DRYWALL INSTALLER/LATHER)	$ 52.24	26.18
DRYWALL (STOCKER/SCRAPPER)	$ 21.45	11.27

CARP0721-001 07/01/2025

	Rates	Fringes
MODULAR FURNITURE INSTALLER	$ 25.00	13.06

ELEC0440-001 12/29/2025

	Rates	Fringes
ELECTRICIAN: INSIDE ELECTRICIAN ZONE PAY: ZONE A: FREE TRAVEL ZONE FOR ALL CONTRACTORS PERFORMING WORK IN ZONE A. ZONE B:ANY WORK PERFORMED IN ZONE (B) SHALL ADD $12.00 PER HOUR TO THE CURRENT WAGE SCALE. ZONE (B) SHALL BE THE AREA FROM THE EASTERN PERIMETER OF ZONE (A) TO A LINE WHICH RUNS NORTH AND SOUTH BEGININNG AT LITTLE MORONGO CANYON (SAN BERNARDINO/RIVERSIDE COUNTY LINE), SOUTHEAST ALONG THE COACHELLA TUNNELS, COLORADO RIVER AQUEDUCT AND MECCA TUNNELS TO PINKHAM WASH THEN SOUTH TO BOX CANYON ROAD, THEN SOUTHWEST ALONG BOX CANYON ROAD TO HIGHWAY 195 WEST ONTO 195 SOUTH TO HIGHWAY 86 TO RIVERSIDE/IMPERIAL COUNTY LINE	$ 57.26	32.83

ELEC1245-001 01/01/2025

	Rates	Fringes
LINE CONSTRUCTION: (1) LINEMAN; CABLE SPLICER HOLIDAYS: NEW YEAR'S DAY, M.L. KING DAY, MEMORIAL DAY, INDEPENDENCE DAY, LABOR DAY, VETERANS DAY, THANKSGIVING DAY AND DAY AFTER THANKSGIVING, CHRISTMAS DAY	$ 70.16	24.71
LINE CONSTRUCTION: (2) EQUIPMENT SPECIALIST (OPERATES CRAWLER TRACTORS, COMMERCIAL MOTOR VEHICLES, BACKHOES, TRENCHERS, CRANES (50 TONS AND BELOW), OVERHEAD & UNDERGROUND DISTRIBUTION LINE EQUIPMENT) HOLIDAYS: NEW YEAR'S DAY, M.L. KING DAY, MEMORIAL DAY, INDEPENDENCE DAY, LABOR DAY, VETERANS DAY, THANKSGIVING DAY AND DAY AFTER THANKSGIVING, CHRISTMAS DAY	$ 53.30	22.26
LINE CONSTRUCTION: (3) GROUNDMAN HOLIDAYS: NEW YEAR'S DAY, M.L. KING DAY, MEMORIAL DAY, INDEPENDENCE DAY, LABOR DAY, VETERANS DAY, THANKSGIVING DAY AND DAY AFTER THANKSGIVING, CHRISTMAS DAY	$ 40.76	21.76

ELEV0018-001 01/01/2025

	Rates	Fringes
ELEVATOR MECHANIC FOOTNOTE: A. PAID VACATION: EMPLOYER CONTRIBUTES 8% OF REGULAR HOURLY RATE AS VACATION PAY CREDIT FOR EMPLOYEES WITH MORE THAN 5 YEARS OF SERVICE, AND 6% FOR 6 MONTHS TO 5 YEARS OF SERVICE. B. PAID HOLIDAYS: NEW YEAR'S DAY, MEMORIAL DAY, INDEPENDENCE DAY, LABOR DAY, VETERANS' DAY, THANKSGIVING DAY, FRIDAY AFTER THANKSGIVING, AND CHRISTMAS DAY	$ 69.43	38.44

ENGI0012-004 08/01/2025

	Rates	Fringes
OPERATOR, POWER EQUIPMENT: (1) LEVERMAN (DREDGING)	$ 67.90	40.95
OPERATOR, POWER EQUIPMENT: (2) DREDGE DOZER (DREDGING)	$ 61.93	40.95
OPERATOR, POWER EQUIPMENT: (3) DECKMATE (DREDGING)	$ 61.82	40.95
OPERATOR, POWER EQUIPMENT: (4) WINCH OPERATOR (STERN WINCH ON DREDGE) (DREDGING)	$ 61.27	40.95
OPERATOR, POWER EQUIPMENT: (5) FIREMAN-OILER, DECKHAND, BARGEMAN, LEVEEHAND (DREDGING)	$ 60.73	40.95
OPERATOR, POWER EQUIPMENT: (6) BARGE MATE (DREDGING)	$ 61.34	40.95

ENGI0012-024 07/01/2025

	Rates	Fringes
OPERATOR: POWER EQUIPMENT, ALL OTHER WORK: GROUP 1- BARGEMAN; BRAKEMAN; COMPRESSOR OPERATOR; DITCH WITCH, WITH SEAT OR SIMILAR TYPE EQUIPMENT; ELEVATOR OPERATOR-INSIDE; ENGINEER OILER; FORKLIFT OPERATOR (INCLUDES LOED, LULL OR SIMILAR TYPES UNDER 5 TONS; GENERATOR OPERATOR; GENERATOR, PUMP OR COMPRESSOR PLANT OPERATOR; PUMP OPERATOR; SIGNALMAN; SWITCHMAN PREMIUM PAY: $10.00 PER HOUR SHALL BE PAID ON ALL POWER EQUIPMENT OPERATOR WORK ON THE FOLLOWNG MILITARY BASES: CHINA LAKE NAVAL RESERVE, VANDENBERG AFB, POINT ARGUELLO, SEELY NAVAL BASE, FORT IRWIN, NEBO ANNEX MARINE BASE, MARINE CORP LOGISTICS BASE YERMO, EDWARDS AFB, 29 PALMS MARINE BASE AND CAMP PENDLETON WORKERS REQUIRED TO SUIT UP AND WORK IN A HAZARDOUS		

MATERIAL ENVIRONMENT: $2.00 PER HOUR ADDITIONAL.
COMBINATION MIXER AND COMPRESSOR OPERATOR ON GUNITE
WORK SHALL BE CLASSIFIED AS A CONCRETE MOBILE MIXER
OPERATOR.....$ 63.40 33.20
OPERATOR: POWER EQUIPMENT, ALL OTHER WORK: GROUP
2- ASPHALT-RUBBER PLANT OPERATOR (NURSE TANK
OPERATOR);COIL TUBING RIG OPERATOR, CONCRETE MIXER
OPERATOR-SKIP TYPE; CONVEYOR OPERATOR; FIREMAN;
FORKLIFT OPERATOR (INCLUDES LOED, LULL OR SIMILAR
TYPES OVER 5 TONS; HYDROSTATIC PUMP OPERATOR; OILER
CRUSHER (ASPHALT OR CONCRETE PLANT); PETROMAT
LAYDOWN MACHINE; PJU SIDE DUM JACK; SCREENING AND
CONVEYOR MACHINE OPERATOR (OR SIMILAR TYPES);
SKIPLOADER (WHEEL TYPE UP TO 3/4 YD. WITHOUT
ATTACHMENT); TAR POT FIREMAN; TEMPORARY HEATING
PLANT OPERATOR; TRENCHING MACHINE OILER PREMIUM
PAY: $10.00 PER HOUR SHALL BE PAID ON ALL POWER
EQUIPMENT OPERATOR WORK ON THE FOLLOWNG MILITARY
BASES: CHINA LAKE NAVAL RESERVE, VANDENBERG AFB,
POINT ARGUELLO, SEELY NAVAL BASE, FORT IRWIN, NEBO
ANNEX MARINE BASE, MARINE CORP LOGISTICS BASE
YERMO, EDWARDS AFB, 29 PALMS MARINE BASE AND CAMP
PENDLETON WORKERS REQUIRED TO SUIT UP AND WORK
IN A HAZARDOUS MATERIAL ENVIRONMENT: $2.00 PER HOUR
ADDITIONAL. COMBINATION MIXER AND COMPRESSOR
OPERATOR ON GUNITE WORK SHALL BE CLASSIFIED AS A
CONCRETE MOBILE MIXER OPERATOR.....$ 64.18 33.20
OPERATOR: POWER EQUIPMENT, ALL OTHER WORK: GROUP
3- ASPHALT-RUBBER BLEND OPERATOR; BOBCAT OR SIMILAR
TYPE (SKID STEER); EQUIPMENT GREASER (RACK); FORD
FERGUSON (WITH DRAGTYPE ATTACHMENTS); HELICOPTER
RADIOMAN (GROUND); STATIONARY PIPE WRAPPING AND
CLEANING MACHINE OPERATOR PREMIUM PAY: $10.00 PER
HOUR SHALL BE PAID ON ALL POWER EQUIPMENT OPERATOR
WORK ON THE FOLLOWNG MILITARY BASES: CHINA LAKE
NAVAL RESERVE, VANDENBERG AFB, POINT ARGUELLO,
SEELY NAVAL BASE, FORT IRWIN, NEBO ANNEX MARINE
BASE, MARINE CORP LOGISTICS BASE YERMO, EDWARDS
AFB, 29 PALMS MARINE BASE AND CAMP PENDLETON
WORKERS REQUIRED TO SUIT UP AND WORK IN A HAZARDOUS
MATERIAL ENVIRONMENT: $2.00 PER HOUR ADDITIONAL.
COMBINATION MIXER AND COMPRESSOR OPERATOR ON GUNITE
WORK SHALL BE CLASSIFIED AS A CONCRETE MOBILE MIXER
OPERATOR.....$ 64.67 33.20
OPERATOR: POWER EQUIPMENT, ALL OTHER WORK: GROUP
4- ASPHALT PLANT FIREMAN; BACKHOE OPERATOR
(MINI-MAX OR SIMILAR TYPE); BORING MACHINE
OPERATOR; BOXMAN OR MIXERMAN (ASPHALT OR CONCRETE);
CHIP SPREADING MACHINE OPERATOR; CONCRETE CLEANING
DECONTAMINATION MACHINE OPERATOR; CONCRETE PUMP
OPERATOR (SMALL PORTABLE);DIRECT PUSH OPERATOR
(GEOPROBE OR SIMILAR TYPES) DRILLING MACHINE
OPERATOR, SMALL AUGER TYPES (TEXOMA SUPER
ECONOMATIC OR SIMILAR TYPES - HUGHES 100 OR 200 OR
SIMILAR TYPES - DRILLING DEPTH OF 30' MAXIMUM);
EQUIPMENT GREASER (GREASE TRUCK); GUARD RAIL POST
DRIVER OPERATOR; HIGHLINE CABLEWAY SIGNALMAN;
HYDRA-HAMMER-AERO STOMPER; MICRO TUNNELING (ABOVE
GROUND TUNNEL); POWER CONCRETE CURING MACHINE
OPERATOR; POWER CONCRETE SAW OPERATOR; POWER-DRIVEN
JUMBO FORM SETTER OPERATOR; POWER SWEEPER OPERATOR;
ROCK WHEEL SAW/TRENCHER; ROLLER OPERATOR
(COMPACTING); SCREED OPERATOR (ASPHALT OR
CONCRETE); TRENCHING MACHINE OPERATOR (UP TO 6
FT.); VACUUM OR MUCH TRUCK PREMIUM PAY: $10.00

PER HOUR SHALL BE PAID ON ALL POWER EQUIPMENT
OPERATOR WORK ON THE FOLLOWNG MILITARY BASES: CHINA
LAKE NAVAL RESERVE, VANDENBERG AFB, POINT ARGUELLO,
SEELY NAVAL BASE, FORT IRWIN, NEBO ANNEX MARINE
BASE, MARINE CORP LOGISTICS BASE YERMO, EDWARDS
AFB, 29 PALMS MARINE BASE AND CAMP PENDLETON
WORKERS REQUIRED TO SUIT UP AND WORK IN A HAZARDOUS
MATERIAL ENVIRONMENT: $2.00 PER HOUR ADDITIONAL.
COMBINATION MIXER AND COMPRESSOR OPERATOR ON GUNITE
WORK SHALL BE CLASSIFIED AS A CONCRETE MOBILE MIXER
OPERATOR.....$ 65.96 33.20
OPERATOR: POWER EQUIPMENT, ALL OTHER WORK: GROUP
6- ARTICULATING MATERIAL HAULER; ASPHALT PLANT
ENGINEER; BATCH PLANT OPERATOR; BIT SHARPENER;
CONCRETE JOINT MACHINE OPERATOR (CANAL AND SIMILAR
TYPE); CONCRETE PLANER OPERATOR; DANDY DIGGER; DECK
ENGINE OPERATOR; DERRICKMAN (OILFIELD TYPE);
DRILLING MACHINE OPERATOR, BUCKET OR AUGER TYPES
(CALWELD 100 BUCKET OR SIMILAR TYPES - WATSON 1000
AUGER OR SIMILAR TYPES - TEXOMA 330, 500 OR 600
AUGER OR SIMILAR TYPES - DRILLING DEPTH OF 45'
MAXIMUM); DRILLING MACHINE OPERATOR; HYDROGRAPHIC
SEEDER MACHINE OPERATOR (STRAW, PULP OR SEED),
JACKSON TRACK MAINTAINER, OR SIMILAR TYPE;
KALAMAZOO SWITCH TAMPER, OR SIMILAR TYPE; MACHINE
TOOL OPERATOR; MAGINNIS INTERNAL FULL SLAB
VIBRATOR, MECHANICAL BERM, CURB OR GUTTER(CONCRETE
OR ASPHALT); MECHANICAL FINISHER OPERATOR
(CONCRETE, CLARY-JOHNSON-BIDWELL OR SIMILAR); MICRO
TUNNEL SYSTEM (BELOW GROUND); PAVEMENT BREAKER
OPERATOR (TRUCK MOUNTED); ROAD OIL MIXING MACHINE
OPERATOR; ROLLER OPERATOR (ASPHALT OR FINISH),
RUBBER-TIRED EARTH MOVING EQUIPMENT (SINGLE ENGINE,
UP TO AND INCLUDING 25 YDS. STRUCK); SELF-PROPELLED
TAR PIPELINING MACHINE OPERATOR; SKIPLOADER
OPERATOR (CRAWLER AND WHEEL TYPE, OVER 3/4 YD. AND
UP TO AND INCLUDING 1-1/2 YDS.); SLIP FORM PUMP
OPERATOR (POWER DRIVEN HYDRAULIC LIFTING DEVICE FOR
CONCRETE FORMS); TRACTOR OPERATOR-BULLDOZER,
TAMPER-SCRAPER (SINGLE ENGINE, UP TO 100 H.P.
FLYWHEEL AND SIMILAR TYPES, UP TO AND INCLUDING D-5
AND SIMILAR TYPES); TUGGER HOIST OPERATOR (1 DRUM);
ULTRA HIGH PRESSURE WATERJET CUTTING TOOL SYSTEM
OPERATOR; VACUUM BLASTING MACHINE OPERATOR PREMIUM
PAY: $10.00 PER HOUR SHALL BE PAID ON ALL POWER
EQUIPMENT OPERATOR WORK ON THE FOLLOWNG MILITARY
BASES: CHINA LAKE NAVAL RESERVE, VANDENBERG AFB,
POINT ARGUELLO, SEELY NAVAL BASE, FORT IRWIN, NEBO
ANNEX MARINE BASE, MARINE CORP LOGISTICS BASE
YERMO, EDWARDS AFB, 29 PALMS MARINE BASE AND CAMP
PENDLETON WORKERS REQUIRED TO SUIT UP AND WORK
IN A HAZARDOUS MATERIAL ENVIRONMENT: $2.00 PER HOUR
ADDITIONAL. COMBINATION MIXER AND COMPRESSOR
OPERATOR ON GUNITE WORK SHALL BE CLASSIFIED AS A
CONCRETE MOBILE MIXER OPERATOR.....$ 66.18 33.20
OPERATOR: POWER EQUIPMENT, ALL OTHER WORK: GROUP
8- ASPHALT OR CONCRETE SPREADING OPERATOR (TAMPING
OR FINISHING); ASPHALT PAVING MACHINE OPERATOR
(BARBER GREENE OR SIMILAR TYPE); ASPHALT-RUBBER
DISTRIBUTION OPERATOR; BACKHOE OPERATOR (UP TO AND
INCLUDING 3/4 YD.), SMALL FORD, CASE OR SIMILAR
TYPES; CABLE BUNDLING MACHINE OPERATOR (EXCLUDING
HANDHELD); CABLE TRENCHING MACHINE OPERATOR (SPIDER
PLOW OR SIMILAR TYPES) CAST-IN-PLACE PIPE LAYING
MACHINE OPERATOR; COMBINATION MIXER AND COMPRESSOR

OPERATOR (GUNITE WORK); COMPACTOR OPERATOR (SELF-PROPELLED); CONCRETE MIXER OPERATOR (PAVING); CRUSHING PLANT OPERATOR; DRILL DOCTOR; DRILLING MACHINE OPERATOR, BUCKET OR AUGER TYPES (CALWELD 150 BUCKET OR SIMILAR TYPES - WATSON 1500, 2000 2500 AUGER OR SIMILAR TYPES - TEXOMA 700, 800 AUGER OR SIMILAR TYPES - DRILLING DEPTH OF 60' MAXIMUM); ELEVATING GRADER OPERATOR; GRADE CHECKER; GRADALL OPERATOR; GROUTING MACHINE OPERATOR; HEAVY-DUTY REPAIRMAN; HEAVY EQUIPMENT ROBOTICS OPERATOR; KALAMAZOO BALLISTE REGULATOR OR SIMILAR TYPE; KOLMAN BELT LOADER AND SIMILAR TYPE; LE TOURNEAU BLOB COMPACTOR OR SIMILAR TYPE; LOADER OPERATOR (ATHEY, EUCLID, SIERRA AND SIMILAR TYPES); MOBARK CHIPPER OR SIMILAR; OZZIE PADDER OR SIMILAR TYPES; P.C. SLOT SAW; PNEUMATIC CONCRETE PLACING MACHINE OPERATOR (HACKLEY-PRESSWELL OR SIMILAR TYPE); PUMPCRETE GUN OPERATOR; RCM CEMENTING UNIT OPERATOR, RAIL/SWITCH GRINDER OPERATOR (HARSCO OR SIMILAR TYPES) ROCK DRILL OR SIMILAR TYPES; ROTARY DRILL OPERATOR (EXCLUDING CAISSON TYPE); RUBBER-TIRED EARTH-MOVING EQUIPMENT OPERATOR (SINGLE ENGINE, CATERPILLAR, EUCLID, ATHEY WAGON AND SIMILAR TYPES WITH ANY AND ALL ATTACHMENTS OVER 25 YDS. UP TO AND INCLUDING 50 CU. YDS. STRUCK); RUBBER-TIRED EARTH-MOVING EQUIPMENT OPERATOR (MULTIPLE ENGINE UP TO AND INCLUDING 25 YDS. STRUCK); RUBBER-TIRED SCRAPER OPERATOR (SELF-LOADING PADDLE WHEEL TYPE-JOHN DEERE, 1040 AND SIMILAR SINGLE UNIT); SELF- PROPELLED CURB AND GUTTER MACHINE OPERATOR; SHUTTLE BUGGY; SKIPLOADER OPERATOR (CRAWLER AND WHEEL TYPE OVER 1-1/2 YDS. UP TO AND INCLUDING 6-1/2 YDS.); SOIL REMEDIATION PLANT OPERATOR; SURFACE HEATERS AND PLANER OPERATOR; TRACTOR COMPRESSOR DRILL COMBINATION OPERATOR; TRACTOR OPERATOR (ANY TYPE LARGER THAN D-5 - 100 FLYWHEEL H.P. AND OVER, OR SIMILAR-BULLDOZER, TAMPER, SCRAPER AND PUSH TRACTOR SINGLE ENGINE); TRACTOR OPERATOR (BOOM ATTACHMENTS), TRAVELING PIPE WRAPPING, CLEANING AND BENDNG MACHINE OPERATOR; TRENCHING MACHINE OPERATOR (OVER 6 FT. DEPTH CAPACITY, MANUFACTURER'S RATING); TRENCHING MACHINE WITH ROAD MINER ATTACHMENT (OVER 6 FT DEPTH CAPACITY): ULTRA HIGH PRESSURE WATERJET CUTTING TOOL SYSTEM MECHANIC; WATER PULL (COMPACTION) OPERATOR PREMIUM PAY: $10.00 PER HOUR SHALL BE PAID ON ALL POWER EQUIPMENT OPERATOR WORK ON THE FOLLOWNG MILITARY BASES: CHINA LAKE NAVAL RESERVE, VANDENBERG AFB, POINT ARGUELLO, SEELY NAVAL BASE, FORT IRWIN, NEBO ANNEX MARINE BASE, MARINE CORP LOGISTICS BASE YERMO, EDWARDS AFB, 29 PALMS MARINE BASE AND CAMP PENDLETON WORKERS REQUIRED TO SUIT UP AND WORK IN A HAZARDOUS MATERIAL ENVIRONMENT: $2.00 PER HOUR ADDITIONAL. COMBINATION MIXER AND COMPRESSOR OPERATOR ON GUNITE WORK SHALL BE CLASSIFIED AS A CONCRETE MOBILE MIXER OPERATOR.....$ 66.29 33.20

OPERATOR: POWER EQUIPMENT, ALL OTHER WORK: GROUP 10- DRILLING MACHINE OPERATOR, BUCKET OR AUGER TYPES (CALWELD 200 B BUCKET OR SIMILAR TYPES-WATSON 3000 OR 5000 AUGER OR SIMILAR TYPES-TEXOMA 900 AUGER OR SIMILAR TYPES-DRILLING DEPTH OF 105' MAXIMUM); DUAL DRUM MIXER, DYNAMIC COMPACTOR LDC350 (OR SIMILAR TYPES); MONORAIL LOCOMOTIVE OPERATOR (DIESEL, GAS OR ELECTRIC); MOTOR PATROL-BLADE

OPERATOR (SINGLE ENGINE); MULTIPLE ENGINE TRACTOR
OPERATOR (EUCLID AND SIMILAR TYPE-EXCEPT QUAD 9
CAT.); RUBBER-TIRED EARTH-MOVING EQUIPMENT OPERATOR
(SINGLE ENGINE, OVER 50 YDS. STRUCK); PNEUMATIC
PIPE RAMMING TOOL AND SIMILAR TYPES; PRESTRESSED
WRAPPING MACHINE OPERATOR; RUBBER-TIRED
EARTH-MOVING EQUIPMENT OPERATOR (SINGLE ENGINE,
OVER 50 YDS. STRUCK); RUBBER TIRED EARTH MOVING
EQUIPMENT OPERATOR (MULTIPLE ENGINE, EUCLID,
CATERPILLAR AND SIMILAR OVER 25 YDS. AND UP TO 50
YDS. STRUCK), TOWER CRANE REPAIRMAN; TRACTOR LOADER
OPERATOR (CRAWLER AND WHEEL TYPE OVER 6-1/2 YDS.);
WOODS MIXER OPERATOR (AND SIMILAR PUGMILL
EQUIPMENT) PREMIUM PAY: $10.00 PER HOUR SHALL BE
PAID ON ALL POWER EQUIPMENT OPERATOR WORK ON THE
FOLLOWNG MILITARY BASES: CHINA LAKE NAVAL RESERVE,
VANDENBERG AFB, POINT ARGUELLO, SEELY NAVAL BASE,
FORT IRWIN, NEBO ANNEX MARINE BASE, MARINE CORP
LOGISTICS BASE YERMO, EDWARDS AFB, 29 PALMS MARINE
BASE AND CAMP PENDLETON WORKERS REQUIRED TO SUIT
UP AND WORK IN A HAZARDOUS MATERIAL ENVIRONMENT:
$2.00 PER HOUR ADDITIONAL. COMBINATION MIXER AND
COMPRESSOR OPERATOR ON GUNITE WORK SHALL BE
CLASSIFIED AS A CONCRETE MOBILE MIXER OPERATOR.....$ 66.41 33.20
OPERATOR: POWER EQUIPMENT, ALL OTHER WORK: GROUP
12- AUTO GRADER OPERATOR; AUTOMATIC SLIP FORM
OPERATOR; DRILLING MACHINE OPERATOR, BUCKET OR
AUGER TYPES (CALWELD, AUGER 200 CA OR SIMILAR TYPES
- WATSON, AUGER 6000 OR SIMILAR TYPES - HUGHES
SUPER DUTY, AUGER 200 OR SIMILAR TYPES - DRILLING
DEPTH OF 175' MAXIMUM); HOE RAM OR SIMILAR WITH
COMPRESSOR; MASS EXCAVATOR OPERATOR LESS THA 750
CU. YARDS; MECHANICAL FINISHING MACHINE OPERATOR;
MOBILE FORM TRAVELER OPERATOR; MOTOR PATROL
OPERATOR (MULTI-ENGINE); PIPE MOBILE MACHINE
OPERATOR; RUBBER-TIRED EARTH- MOVING EQUIPMENT
OPERATOR (MULTIPLE ENGINE, EUCLID, CATERPILLAR AND
SIMILAR TYPE, OVER 50 CU. YDS. STRUCK);
RUBBER-TIRED SELF- LOADING SCRAPER OPERATOR
(PADDLE-WHEEL-AUGER TYPE SELF-LOADING - TWO (2) OR
MORE UNITS) PREMIUM PAY: $10.00 PER HOUR SHALL BE
PAID ON ALL POWER EQUIPMENT OPERATOR WORK ON THE
FOLLOWNG MILITARY BASES: CHINA LAKE NAVAL RESERVE,
VANDENBERG AFB, POINT ARGUELLO, SEELY NAVAL BASE,
FORT IRWIN, NEBO ANNEX MARINE BASE, MARINE CORP
LOGISTICS BASE YERMO, EDWARDS AFB, 29 PALMS MARINE
BASE AND CAMP PENDLETON WORKERS REQUIRED TO SUIT
UP AND WORK IN A HAZARDOUS MATERIAL ENVIRONMENT:
$2.00 PER HOUR ADDITIONAL. COMBINATION MIXER AND
COMPRESSOR OPERATOR ON GUNITE WORK SHALL BE
CLASSIFIED AS A CONCRETE MOBILE MIXER OPERATOR.....$ 66.58 33.20
OPERATOR: POWER EQUIPMENT, ALL OTHER WORK: GROUP
13- RUBBER-TIRED EARTH-MOVING EQUIPMENT OPERATOR
OPERATING EQUIPMENT WITH PUSH-PULL SYSTEM (SINGLE
ENGINE, UP TO AND INCLUDING 25 YDS. STRUCK)
PREMIUM PAY: $10.00 PER HOUR SHALL BE PAID ON ALL
POWER EQUIPMENT OPERATOR WORK ON THE FOLLOWNG
MILITARY BASES: CHINA LAKE NAVAL RESERVE,
VANDENBERG AFB, POINT ARGUELLO, SEELY NAVAL BASE,
FORT IRWIN, NEBO ANNEX MARINE BASE, MARINE CORP
LOGISTICS BASE YERMO, EDWARDS AFB, 29 PALMS MARINE
BASE AND CAMP PENDLETON WORKERS REQUIRED TO SUIT
UP AND WORK IN A HAZARDOUS MATERIAL ENVIRONMENT:
$2.00 PER HOUR ADDITIONAL. COMBINATION MIXER AND
COMPRESSOR OPERATOR ON GUNITE WORK SHALL BE

CLASSIFIED AS A CONCRETE MOBILE MIXER OPERATOR.....$ 66.68 33.20
OPERATOR: POWER EQUIPMENT, ALL OTHER WORK: GROUP
14- CANAL LINER OPERATOR; CANAL TRIMMER OPERATOR;
REMOTE- CONTROL EARTH-MOVING EQUIPMENT OPERATOR
(OPERATING A SECOND PIECE OF EQUIPMENT: $1.00 PER
HOUR ADDITIONAL); WHEEL EXCAVATOR OPERATOR (OVER
750 CU. YDS.) PREMIUM PAY: $10.00 PER HOUR SHALL
BE PAID ON ALL POWER EQUIPMENT OPERATOR WORK ON THE
FOLLOWNG MILITARY BASES: CHINA LAKE NAVAL RESERVE,
VANDENBERG AFB, POINT ARGUELLO, SEELY NAVAL BASE,
FORT IRWIN, NEBO ANNEX MARINE BASE, MARINE CORP
LOGISTICS BASE YERMO, EDWARDS AFB, 29 PALMS MARINE
BASE AND CAMP PENDLETON WORKERS REQUIRED TO SUIT
UP AND WORK IN A HAZARDOUS MATERIAL ENVIRONMENT:
$2.00 PER HOUR ADDITIONAL. COMBINATION MIXER AND
COMPRESSOR OPERATOR ON GUNITE WORK SHALL BE
CLASSIFIED AS A CONCRETE MOBILE MIXER OPERATOR.....$ 66.71 33.20
OPERATOR: POWER EQUIPMENT, ALL OTHER WORK: GROUP
15- RUBBER-TIRED EARTH-MOVING EQUIPMENT OPERATOR,
OPERATING EQUIPMENT WITH PUSH-PULL SYSTEM (SINGLE
ENGINE, CATERPILLAR, EUCLID, ATHEY WAGON AND
SIMILAR TYPES WITH ANY AND ALL ATTACHMENTS OVER 25
YDS. AND UP TO AND INCLUDING 50 YDS. STRUCK);
RUBBER-TIRED EARTH-MOVING EQUIPMENT OPERATOR,
OPERATING EQUIPMENT WITH PUSH-PULL SYSTEM (MULTIPLE
ENGINE-UP TO AND INCLUDING 25 YDS. STRUCK) PREMIUM
PAY: $10.00 PER HOUR SHALL BE PAID ON ALL POWER
EQUIPMENT OPERATOR WORK ON THE FOLLOWNG MILITARY
BASES: CHINA LAKE NAVAL RESERVE, VANDENBERG AFB,
POINT ARGUELLO, SEELY NAVAL BASE, FORT IRWIN, NEBO
ANNEX MARINE BASE, MARINE CORP LOGISTICS BASE
YERMO, EDWARDS AFB, 29 PALMS MARINE BASE AND CAMP
PENDLETON WORKERS REQUIRED TO SUIT UP AND WORK
IN A HAZARDOUS MATERIAL ENVIRONMENT: $2.00 PER HOUR
ADDITIONAL. COMBINATION MIXER AND COMPRESSOR
OPERATOR ON GUNITE WORK SHALL BE CLASSIFIED AS A
CONCRETE MOBILE MIXER OPERATOR.....$ 66.79 33.20
OPERATOR: POWER EQUIPMENT, ALL OTHER WORK: GROUP
16- RUBBER-TIRED EARTH-MOVING EQUIPMENT OPERATOR,
OPERATING EQUIPMENT WITH PUSH-PULL SYSTEM (SINGLE
ENGINE, OVER 50 YDS. STRUCK); RUBBER-TIRED
EARTH-MOVING EQUIPMENT OPERATOR, OPERATING
EQUIPMENT WITH PUSH-PULL SYSTEM (MULTIPLE ENGINE,
EUCLID, CATERPILLAR AND SIMILAR, OVER 25 YDS. AND
UP TO 50 YDS. STRUCK) PREMIUM PAY: $10.00 PER
HOUR SHALL BE PAID ON ALL POWER EQUIPMENT OPERATOR
WORK ON THE FOLLOWNG MILITARY BASES: CHINA LAKE
NAVAL RESERVE, VANDENBERG AFB, POINT ARGUELLO,
SEELY NAVAL BASE, FORT IRWIN, NEBO ANNEX MARINE
BASE, MARINE CORP LOGISTICS BASE YERMO, EDWARDS
AFB, 29 PALMS MARINE BASE AND CAMP PENDLETON
WORKERS REQUIRED TO SUIT UP AND WORK IN A HAZARDOUS
MATERIAL ENVIRONMENT: $2.00 PER HOUR ADDITIONAL.
COMBINATION MIXER AND COMPRESSOR OPERATOR ON GUNITE
WORK SHALL BE CLASSIFIED AS A CONCRETE MOBILE MIXER
OPERATOR.....$ 66.91 33.20
OPERATOR: POWER EQUIPMENT, ALL OTHER WORK: GROUP
17- RUBBER-TIRED EARTH-MOVING EQUIPMENT OPERATOR,
OPERATING EQUIPMENT WITH PUSH-PULL SYSTEM (MULTIPLE
ENGINE, EUCLID, CATERPILLAR AND SIMILAR, OVER 50
CU. YDS. STRUCK); TANDEM TRACTOR OPERATOR
(OPERATING CRAWLER TYPE TRACTORS IN TANDEM - QUAD 9
AND SIMILAR TYPE) PREMIUM PAY: $10.00 PER HOUR
SHALL BE PAID ON ALL POWER EQUIPMENT OPERATOR WORK
ON THE FOLLOWNG MILITARY BASES: CHINA LAKE NAVAL

RESERVE, VANDENBERG AFB, POINT ARGUELLO, SEELY NAVAL BASE, FORT IRWIN, NEBO ANNEX MARINE BASE, MARINE CORP LOGISTICS BASE YERMO, EDWARDS AFB, 29 PALMS MARINE BASE AND CAMP PENDLETON WORKERS REQUIRED TO SUIT UP AND WORK IN A HAZARDOUS MATERIAL ENVIRONMENT: $2.00 PER HOUR ADDITIONAL. COMBINATION MIXER AND COMPRESSOR OPERATOR ON GUNITE WORK SHALL BE CLASSIFIED AS A CONCRETE MOBILE MIXER OPERATOR.....$ 67.08 33.20

OPERATOR: POWER EQUIPMENT, ALL OTHER WORK: GROUP 18- RUBBER-TIRED EARTH-MOVING EQUIPMENT OPERATOR, OPERATING IN TANDEM (SCRAPERS, BELLY DUMPS AND SIMILAR TYPES IN ANY COMBINATION, EXCLUDING COMPACTION UNITS - SINGLE ENGINE, UP TO AND INCLUDING 25 YDS. STRUCK) PREMIUM PAY: $10.00 PER HOUR SHALL BE PAID ON ALL POWER EQUIPMENT OPERATOR WORK ON THE FOLLOWNG MILITARY BASES: CHINA LAKE NAVAL RESERVE, VANDENBERG AFB, POINT ARGUELLO, SEELY NAVAL BASE, FORT IRWIN, NEBO ANNEX MARINE BASE, MARINE CORP LOGISTICS BASE YERMO, EDWARDS AFB, 29 PALMS MARINE BASE AND CAMP PENDLETON WORKERS REQUIRED TO SUIT UP AND WORK IN A HAZARDOUS MATERIAL ENVIRONMENT: $2.00 PER HOUR ADDITIONAL. COMBINATION MIXER AND COMPRESSOR OPERATOR ON GUNITE WORK SHALL BE CLASSIFIED AS A CONCRETE MOBILE MIXER OPERATOR.....$ 67.18 33.20

OPERATOR: POWER EQUIPMENT, ALL OTHER WORK: GROUP 19- ROTEX CONCRETE BELT OPERATOR (OR SIMILAR TYPES); RUBBER-TIRED EARTH-MOVING EQUIPMENT OPERATOR, OPERATING IN TANDEM (SCRAPERS, BELLY DUMPS AND SIMILAR TYPES IN ANY COMBINATION, EXCLUDING COMPACTION UNITS - SINGLE ENGINE, CATERPILLAR, EUCLID, ATHEY WAGON AND SIMILAR TYPES WITH ANY AND ALL ATTACHMENTS OVER 25 YDS.AND UP TO AND INCLUDING 50 CU. YDS. STRUCK); RUBBER-TIRED EARTH-MOVING EQUIPMENT OPERATOR, OPERATING IN TANDEM (SCRAPERS, BELLY DUMPS AND SIMILAR TYPES IN ANY COMBINATION, EXCLUDING COMPACTION UNITS - MULTIPLE ENGINE, UP TO AND INCLUDING 25 YDS. STRUCK) PREMIUM PAY: $10.00 PER HOUR SHALL BE PAID ON ALL POWER EQUIPMENT OPERATOR WORK ON THE FOLLOWNG MILITARY BASES: CHINA LAKE NAVAL RESERVE, VANDENBERG AFB, POINT ARGUELLO, SEELY NAVAL BASE, FORT IRWIN, NEBO ANNEX MARINE BASE, MARINE CORP LOGISTICS BASE YERMO, EDWARDS AFB, 29 PALMS MARINE BASE AND CAMP PENDLETON WORKERS REQUIRED TO SUIT UP AND WORK IN A HAZARDOUS MATERIAL ENVIRONMENT: $2.00 PER HOUR ADDITIONAL. COMBINATION MIXER AND COMPRESSOR OPERATOR ON GUNITE WORK SHALL BE CLASSIFIED AS A CONCRETE MOBILE MIXER OPERATOR.....$ 67.29 33.20

OPERATOR: POWER EQUIPMENT, ALL OTHER WORK: GROUP 2-0 RUBBER-TIRED EARTH-MOVING EQUIPMENT OPERATOR, OPERATING IN TANDEM (SCRAPERS, BELLY DUMPS AND SIMILAR TYPES IN ANY COMBINATION, EXCLUDING COMPACTION UNITS - SINGLE ENGINE, OVER 50 YDS. STRUCK); RUBBER-TIRED EARTH-MOVING EQUIPMENT OPERATOR, OPERATING IN TANDEM (SCRAPERS, BELLY DUMPS, AND SIMILAR TYPES IN ANY COMBINATION, EXCLUDING COMPACTION UNITS - MULTIPLE ENGINE, EUCLID, CATERPILLAR AND SIMILAR, OVER 25 YDS. AND UP TO 50 YDS. STRUCK) PREMIUM PAY: $10.00 PER HOUR SHALL BE PAID ON ALL POWER EQUIPMENT OPERATOR WORK ON THE FOLLOWNG MILITARY BASES: CHINA LAKE NAVAL RESERVE, VANDENBERG AFB, POINT ARGUELLO, SEELY NAVAL BASE, FORT IRWIN, NEBO ANNEX MARINE

BASE, MARINE CORP LOGISTICS BASE YERMO, EDWARDS AFB, 29 PALMS MARINE BASE AND CAMP PENDLETON WORKERS REQUIRED TO SUIT UP AND WORK IN A HAZARDOUS MATERIAL ENVIRONMENT: $2.00 PER HOUR ADDITIONAL. COMBINATION MIXER AND COMPRESSOR OPERATOR ON GUNITE WORK SHALL BE CLASSIFIED AS A CONCRETE MOBILE MIXER OPERATOR.....$ 67.41 33.20

OPERATOR: POWER EQUIPMENT, ALL OTHER WORK: GROUP 21- RUBBER-TIRED EARTH-MOVING EQUIPMENT OPERATOR, OPERATING IN TANDEM (SCRAPERS, BELLY DUMPS AND SIMILAR TYPES IN ANY COMBINATION, EXCLUDING COMPACTION UNITS - MULTIPLE ENGINE, EUCLID, CATERPILLAR AND SIMILAR TYPE, OVER 50 CU. YDS. STRUCK) PREMIUM PAY: $10.00 PER HOUR SHALL BE PAID ON ALL POWER EQUIPMENT OPERATOR WORK ON THE FOLLOWNG MILITARY BASES: CHINA LAKE NAVAL RESERVE, VANDENBERG AFB, POINT ARGUELLO, SEELY NAVAL BASE, FORT IRWIN, NEBO ANNEX MARINE BASE, MARINE CORP LOGISTICS BASE YERMO, EDWARDS AFB, 29 PALMS MARINE BASE AND CAMP PENDLETON WORKERS REQUIRED TO SUIT UP AND WORK IN A HAZARDOUS MATERIAL ENVIRONMENT: $2.00 PER HOUR ADDITIONAL. COMBINATION MIXER AND COMPRESSOR OPERATOR ON GUNITE WORK SHALL BE CLASSIFIED AS A CONCRETE MOBILE MIXER OPERATOR.....$ 67.58 33.20

OPERATOR: POWER EQUIPMENT, ALL OTHER WORK: GROUP 22- RUBBER-TIRED EARTH-MOVING EQUIPMENT OPERATOR, OPERATING EQUIPMENT WITH THE TANDEM PUSH-PULL SYSTEM (SINGLE ENGINE, UP TO AND INCLUDING 25 YDS. STRUCK) PREMIUM PAY: $10.00 PER HOUR SHALL BE PAID ON ALL POWER EQUIPMENT OPERATOR WORK ON THE FOLLOWNG MILITARY BASES: CHINA LAKE NAVAL RESERVE, VANDENBERG AFB, POINT ARGUELLO, SEELY NAVAL BASE, FORT IRWIN, NEBO ANNEX MARINE BASE, MARINE CORP LOGISTICS BASE YERMO, EDWARDS AFB, 29 PALMS MARINE BASE AND CAMP PENDLETON WORKERS REQUIRED TO SUIT UP AND WORK IN A HAZARDOUS MATERIAL ENVIRONMENT: $2.00 PER HOUR ADDITIONAL. COMBINATION MIXER AND COMPRESSOR OPERATOR ON GUNITE WORK SHALL BE CLASSIFIED AS A CONCRETE MOBILE MIXER OPERATOR.....$ 67.68 33.20

OPERATOR: POWER EQUIPMENT, ALL OTHER WORK: GROUP 23- RUBBER-TIRED EARTH-MOVING EQUIPMENT OPERATOR, OPERATING EQUIPMENT WITH THE TANDEM PUSH-PULL SYSTEM (SINGLE ENGINE, CATERPILLAR, EUCLID, ATHEY WAGON AND SIMILAR TYPES WITH ANY AND ALL ATTACHMENTS OVER 25 YDS. AND UP TO AND INCLUDING 50 YDS. STRUCK); RUBBER-TIRED EARTH-MOVING EQUIPMENT OPERATOR, OPERATING WITH THE TANDEM PUSH-PULL SYSTEM (MULTIPLE ENGINE, UP TO AND INCLUDING 25 YDS. STRUCK) PREMIUM PAY: $10.00 PER HOUR SHALL BE PAID ON ALL POWER EQUIPMENT OPERATOR WORK ON THE FOLLOWNG MILITARY BASES: CHINA LAKE NAVAL RESERVE, VANDENBERG AFB, POINT ARGUELLO, SEELY NAVAL BASE, FORT IRWIN, NEBO ANNEX MARINE BASE, MARINE CORP LOGISTICS BASE YERMO, EDWARDS AFB, 29 PALMS MARINE BASE AND CAMP PENDLETON WORKERS REQUIRED TO SUIT UP AND WORK IN A HAZARDOUS MATERIAL ENVIRONMENT: $2.00 PER HOUR ADDITIONAL. COMBINATION MIXER AND COMPRESSOR OPERATOR ON GUNITE WORK SHALL BE CLASSIFIED AS A CONCRETE MOBILE MIXER OPERATOR.....$ 67.79 33.20

OPERATOR: POWER EQUIPMENT, ALL OTHER WORK: GROUP 24- RUBBER-TIRED EARTH-MOVING EQUIPMENT OPERATOR, OPERATING EQUIPMENT WITH THE TANDEM PUSH-PULL SYSTEM (SINGLE ENGINE, OVER 50 YDS. STRUCK); RUBBER-TIRED EARTH-MOVING EQUIPMENT OPERATOR, OPERATING EQUIPMENT WITH THE TANDEM PUSH-PULL

SYSTEM (MULTIPLE ENGINE, EUCLID, CATERPILLAR AND
SIMILAR, OVER 25 YDS. AND UP TO 50 YDS. STRUCK)
PREMIUM PAY: $10.00 PER HOUR SHALL BE PAID ON ALL
POWER EQUIPMENT OPERATOR WORK ON THE FOLLOWNG
MILITARY BASES: CHINA LAKE NAVAL RESERVE,
VANDENBERG AFB, POINT ARGUELLO, SEELY NAVAL BASE,
FORT IRWIN, NEBO ANNEX MARINE BASE, MARINE CORP
LOGISTICS BASE YERMO, EDWARDS AFB, 29 PALMS MARINE
BASE AND CAMP PENDLETON WORKERS REQUIRED TO SUIT
UP AND WORK IN A HAZARDOUS MATERIAL ENVIRONMENT:
$2.00 PER HOUR ADDITIONAL. COMBINATION MIXER AND
COMPRESSOR OPERATOR ON GUNITE WORK SHALL BE
CLASSIFIED AS A CONCRETE MOBILE MIXER OPERATOR.....$ 67.91 33.20
OPERATOR: POWER EQUIPMENT, ALL OTHER WORK: GROUP
25- CONCRETE PUMP OPERATOR-TRUCK MOUNTED;
RUBBER-TIRED EARTH-MOVING EQUIPMENT OPERATOR,
OPERATING EQUIPMENT WITH THE TANDEM PUSH-PULL
SYSTEM (MULTIPLE ENGINE, EUCLID, CATERPILLAR AND
SIMILAR TYPE, OVER 50 CU. YDS. STRUCK); SPYDER
EXCAVATOR OPERATOR, WITH ALL ATTACHMENTS
PREMIUM PAY: $10.00 PER HOUR SHALL BE PAID ON ALL
POWER EQUIPMENT OPERATOR WORK ON THE FOLLOWNG
MILITARY BASES: CHINA LAKE NAVAL RESERVE,
VANDENBERG AFB, POINT ARGUELLO, SEELY NAVAL BASE,
FORT IRWIN, NEBO ANNEX MARINE BASE, MARINE CORP
LOGISTICS BASE YERMO, EDWARDS AFB, 29 PALMS MARINE
BASE AND CAMP PENDLETON WORKERS REQUIRED TO SUIT
UP AND WORK IN A HAZARDOUS MATERIAL ENVIRONMENT:
$2.00 PER HOUR ADDITIONAL. COMBINATION MIXER AND
COMPRESSOR OPERATOR ON GUNITE WORK SHALL BE
CLASSIFIED AS A CONCRETE MOBILE MIXER OPERATOR. $ 68.08 33.20
OPERATOR: POWER EQUIPMENT, CRANES, PILEDRIVING &
HOISTING: GROUP 1- Engineer oiler; Fork lift
operator (includes loed, lull or similar types)
PREMIUM PAY: $10.00 PER HOUR SHALL BE PAID ON ALL
POWER EQUIPMENT OPERATOR WORK ON THE FOLLOWNG
MILITARY BASES: CHINA LAKE NAVAL RESERVE,
VANDENBERG AFB, POINT ARGUELLO, SEELY NAVAL BASE,
FORT IRWIN, NEBO ANNEX MARINE BASE, MARINE CORP
LOGISTICS BASE YERMO, EDWARDS AFB, 29 PALMS MARINE
BASE AND CAMP PENDLETON WORKERS REQUIRED TO SUIT
UP AND WORK IN A HAZARDOUS MATERIAL ENVIRONMENT:
$2.00 PER HOUR ADDITIONAL. COMBINATION MIXER AND
COMPRESSOR OPERATOR ON GUNITE WORK SHALL BE
CLASSIFIED AS A CONCRETE MOBILE MIXER OPERATOR.
.....$ 64.75 33.20
OPERATOR: POWER EQUIPMENT, CRANES, PILEDRIVING &
HOISTING: GROUP 2- Truck crane oiler PREMIUM PAY:
$10.00 PER HOUR SHALL BE PAID ON ALL POWER
EQUIPMENT OPERATOR WORK ON THE FOLLOWNG MILITARY
BASES: CHINA LAKE NAVAL RESERVE, VANDENBERG AFB,
POINT ARGUELLO, SEELY NAVAL BASE, FORT IRWIN, NEBO
ANNEX MARINE BASE, MARINE CORP LOGISTICS BASE
YERMO, EDWARDS AFB, 29 PALMS MARINE BASE AND CAMP
PENDLETON WORKERS REQUIRED TO SUIT UP AND WORK
IN A HAZARDOUS MATERIAL ENVIRONMENT: $2.00 PER HOUR
ADDITIONAL. COMBINATION MIXER AND COMPRESSOR
OPERATOR ON GUNITE WORK SHALL BE CLASSIFIED AS A
CONCRETE MOBILE MIXER OPERATOR.....$ 65.53 33.20
OPERATOR: POWER EQUIPMENT, CRANES, PILEDRIVING &
HOISTING: GROUP 3- A-frame or winch truck
operator; Ross carrier operator (jobsite)
PREMIUM PAY: $10.00 PER HOUR SHALL BE PAID ON ALL
POWER EQUIPMENT OPERATOR WORK ON THE FOLLOWNG
MILITARY BASES: CHINA LAKE NAVAL RESERVE,

VANDENBERG AFB, POINT ARGUELLO, SEELY NAVAL BASE,
FORT IRWIN, NEBO ANNEX MARINE BASE, MARINE CORP
LOGISTICS BASE YERMO, EDWARDS AFB, 29 PALMS MARINE
BASE AND CAMP PENDLETON WORKERS REQUIRED TO SUIT
UP AND WORK IN A HAZARDOUS MATERIAL ENVIRONMENT:
$2.00 PER HOUR ADDITIONAL. COMBINATION MIXER AND
COMPRESSOR OPERATOR ON GUNITE WORK SHALL BE
CLASSIFIED AS A CONCRETE MOBILE MIXER OPERATOR.....$ 65.82 33.20
OPERATOR: POWER EQUIPMENT, CRANES, PILEDRIVING &
HOISTING: GROUP 4- Bridge-type unloader and
turntable operator; Helicopter hoist operator
PREMIUM PAY: $10.00 PER HOUR SHALL BE PAID ON ALL
POWER EQUIPMENT OPERATOR WORK ON THE FOLLOWNG
MILITARY BASES: CHINA LAKE NAVAL RESERVE,
VANDENBERG AFB, POINT ARGUELLO, SEELY NAVAL BASE,
FORT IRWIN, NEBO ANNEX MARINE BASE, MARINE CORP
LOGISTICS BASE YERMO, EDWARDS AFB, 29 PALMS MARINE
BASE AND CAMP PENDLETON WORKERS REQUIRED TO SUIT
UP AND WORK IN A HAZARDOUS MATERIAL ENVIRONMENT:
$2.00 PER HOUR ADDITIONAL. COMBINATION MIXER AND
COMPRESSOR OPERATOR ON GUNITE WORK SHALL BE
CLASSIFIED AS A CONCRETE MOBILE MIXER OPERATOR.....$ 65.96 33.20
OPERATOR: POWER EQUIPMENT, CRANES, PILEDRIVING &
HOISTING: GROUP 5 HYDRAULIC BOOM TRUCK; STINGER
CRANE (AUSTIN-WESTERN OR SIMILAR TYPE); TUGGER
HOIST OPERATOR (1 DRUM) PREMIUM PAY: $10.00 PER
HOUR SHALL BE PAID ON ALL POWER EQUIPMENT OPERATOR
WORK ON THE FOLLOWNG MILITARY BASES: CHINA LAKE
NAVAL RESERVE, VANDENBERG AFB, POINT ARGUELLO,
SEELY NAVAL BASE, FORT IRWIN, NEBO ANNEX MARINE
BASE, MARINE CORP LOGISTICS BASE YERMO, EDWARDS
AFB, 29 PALMS MARINE BASE AND CAMP PENDLETON
WORKERS REQUIRED TO SUIT UP AND WORK IN A HAZARDOUS
MATERIAL ENVIRONMENT: $2.00 PER HOUR ADDITIONAL.
COMBINATION MIXER AND COMPRESSOR OPERATOR ON GUNITE
WORK SHALL BE CLASSIFIED AS A CONCRETE MOBILE MIXER
OPERATOR.....$ 66.18 33.20
OPERATOR: POWER EQUIPMENT, CRANES, PILEDRIVING &
HOISTING: GROUP 6 Bridge crane operator; Cretor
crane operator; Hoist operator (Chicago boom and
similar type); Lift mobile operator; Lift slab
machine operator (Vagtborg and similar types);
Material hoist and/or manlift operator; Polar
gantry crane operator; Self Climbing scaffold (or
similar type); Shovel, backhoe, dragline, clamshell
operator (over 3/4 yd. and up to 5 cu. yds. mrc);
Tugger hoist operator PREMIUM PAY: $10.00 PER
HOUR SHALL BE PAID ON ALL POWER EQUIPMENT OPERATOR
WORK ON THE FOLLOWNG MILITARY BASES: CHINA LAKE
NAVAL RESERVE, VANDENBERG AFB, POINT ARGUELLO,
SEELY NAVAL BASE, FORT IRWIN, NEBO ANNEX MARINE
BASE, MARINE CORP LOGISTICS BASE YERMO, EDWARDS
AFB, 29 PALMS MARINE BASE AND CAMP PENDLETON
WORKERS REQUIRED TO SUIT UP AND WORK IN A HAZARDOUS
MATERIAL ENVIRONMENT: $2.00 PER HOUR ADDITIONAL.
COMBINATION MIXER AND COMPRESSOR OPERATOR ON GUNITE
WORK SHALL BE CLASSIFIED AS A CONCRETE MOBILE MIXER
OPERATOR.....$ 66.29 33.20
OPERATOR: POWER EQUIPMENT, CRANES, PILEDRIVING &
HOISTING: GROUP 7 PEDESTAL CRANE OPERATOR; SHOVEL,
BACKHOE, DRAGLINE, CLAMSHELL OPERATOR (OVER 5 CU.
YDS. MRC); TOWER CRANE REPAIR; TUGGER HOIST
OPERATOR (3 DRUM) PREMIUM PAY: $10.00 PER HOUR
SHALL BE PAID ON ALL POWER EQUIPMENT OPERATOR WORK
ON THE FOLLOWNG MILITARY BASES: CHINA LAKE NAVAL

RESERVE, VANDENBERG AFB, POINT ARGUELLO, SEELY NAVAL BASE, FORT IRWIN, NEBO ANNEX MARINE BASE, MARINE CORP LOGISTICS BASE YERMO, EDWARDS AFB, 29 PALMS MARINE BASE AND CAMP PENDLETON WORKERS REQUIRED TO SUIT UP AND WORK IN A HAZARDOUS MATERIAL ENVIRONMENT: $2.00 PER HOUR ADDITIONAL. COMBINATION MIXER AND COMPRESSOR OPERATOR ON GUNITE WORK SHALL BE CLASSIFIED AS A CONCRETE MOBILE MIXER OPERATOR.....$ 66.41 33.20

OPERATOR: POWER EQUIPMENT, CRANES, PILEDRIVING & HOISTING: GROUP 8 Crane operator (up to and including 25 ton capacity); Crawler transporter operator; Derrick barge operator (up to and including 25 ton capacity); Hoist operator, stiff legs, Guy derrick or similar type (up to and including 25 ton capacity); Shovel, backhoe, dragline, clamshell operator (over 7 cu. yds., M.R.C.) PREMIUM PAY: $10.00 PER HOUR SHALL BE PAID ON ALL POWER EQUIPMENT OPERATOR WORK ON THE FOLLOWNG MILITARY BASES: CHINA LAKE NAVAL RESERVE, VANDENBERG AFB, POINT ARGUELLO, SEELY NAVAL BASE, FORT IRWIN, NEBO ANNEX MARINE BASE, MARINE CORP LOGISTICS BASE YERMO, EDWARDS AFB, 29 PALMS MARINE BASE AND CAMP PENDLETON WORKERS REQUIRED TO SUIT UP AND WORK IN A HAZARDOUS MATERIAL ENVIRONMENT: $2.00 PER HOUR ADDITIONAL. COMBINATION MIXER AND COMPRESSOR OPERATOR ON GUNITE WORK SHALL BE CLASSIFIED AS A CONCRETE MOBILE MIXER OPERATOR.....$ 66.58 33.20

OPERATOR: POWER EQUIPMENT, CRANES, PILEDRIVING & HOISTING: GROUP 9 Crane operator (over 25 tons and up to and including 50 tons mrc); Derrick barge operator (over 25 tons up to and including 50 tons mrc); Highline cableway operator; Hoist operator, stiff legs, Guy derrick or similar type (over 25 tons up to and including 50 tons mrc); K-crane operator; Polar crane operator; Self erecting tower crane operator maximum lifting capacity ten tons PREMIUM PAY: $10.00 PER HOUR SHALL BE PAID ON ALL POWER EQUIPMENT OPERATOR WORK ON THE FOLLOWNG MILITARY BASES: CHINA LAKE NAVAL RESERVE, VANDENBERG AFB, POINT ARGUELLO, SEELY NAVAL BASE, FORT IRWIN, NEBO ANNEX MARINE BASE, MARINE CORP LOGISTICS BASE YERMO, EDWARDS AFB, 29 PALMS MARINE BASE AND CAMP PENDLETON WORKERS REQUIRED TO SUIT UP AND WORK IN A HAZARDOUS MATERIAL ENVIRONMENT: $2.00 PER HOUR ADDITIONAL. COMBINATION MIXER AND COMPRESSOR OPERATOR ON GUNITE WORK SHALL BE CLASSIFIED AS A CONCRETE MOBILE MIXER OPERATOR.....$ 66.75 33.20

OPERATOR: POWER EQUIPMENT, CRANES, PILEDRIVING & HOISTING: GROUP 10- Crane operator (over 50 tons and up to and including 100 tons mrc); Derrick barge operator (over 50 tons up to and including 100 tons mrc); Hoist operator, stiff legs, Guy derrick or similar type (over 50 tons up to and including 100 tons mrc), Mobile tower crane operator (over 50 tons, up to and including 100 tons M.R.C.) PREMIUM PAY: $10.00 PER HOUR SHALL BE PAID ON ALL POWER EQUIPMENT OPERATOR WORK ON THE FOLLOWNG MILITARY BASES: CHINA LAKE NAVAL RESERVE, VANDENBERG AFB, POINT ARGUELLO, SEELY NAVAL BASE, FORT IRWIN, NEBO ANNEX MARINE BASE, MARINE CORP LOGISTICS BASE YERMO, EDWARDS AFB, 29 PALMS MARINE BASE AND CAMP PENDLETON WORKERS REQUIRED TO SUIT UP AND WORK IN A HAZARDOUS MATERIAL ENVIRONMENT: $2.00 PER HOUR ADDITIONAL. COMBINATION MIXER AND

COMPRESSOR OPERATOR ON GUNITE WORK SHALL BE
CLASSIFIED AS A CONCRETE MOBILE MIXER OPERATOR.....$ 67.75 33.20
OPERATOR: POWER EQUIPMENT, CRANES, PILEDRIVING &
HOISTING: GROUP 11- Crane operator (over 100 tons
and up to and including 200 tons mrc); Derrick
barge operator (over 100 tons up to and including
200 tons mrc); Hoist operator, stiff legs, Guy
derrick or similar type (over 100 tons up to and
including 200 tons mrc); Mobile tower crane
operator (over 100 tons up to and including 200
tons mrc) ; Tower crane operator and tower gantry
PREMIUM PAY: $10.00 PER HOUR SHALL BE PAID ON ALL
POWER EQUIPMENT OPERATOR WORK ON THE FOLLOWNG
MILITARY BASES: CHINA LAKE NAVAL RESERVE,
VANDENBERG AFB, POINT ARGUELLO, SEELY NAVAL BASE,
FORT IRWIN, NEBO ANNEX MARINE BASE, MARINE CORP
LOGISTICS BASE YERMO, EDWARDS AFB, 29 PALMS MARINE
BASE AND CAMP PENDLETON WORKERS REQUIRED TO SUIT
UP AND WORK IN A HAZARDOUS MATERIAL ENVIRONMENT:
$2.00 PER HOUR ADDITIONAL. COMBINATION MIXER AND
COMPRESSOR OPERATOR ON GUNITE WORK SHALL BE
CLASSIFIED AS A CONCRETE MOBILE MIXER OPERATOR.....$ 68.75 33.20
OPERATOR: POWER EQUIPMENT, CRANES, PILEDRIVING &
HOISTING: GROUP 12- Crane operator (over 200 tons
up to and including 300 tons mrc); Derrick barge
operator (over 200 tons up to and including 300
tons mrc); Hoist operator, stiff legs, Guy derrick
or similar type (over 200 tons, up to and including
300 tons mrc); Mobile tower crane operator (over
200 tons, up to and including 300 tons mrc)
PREMIUM PAY: $10.00 PER HOUR SHALL BE PAID ON ALL
POWER EQUIPMENT OPERATOR WORK ON THE FOLLOWNG
MILITARY BASES: CHINA LAKE NAVAL RESERVE,
VANDENBERG AFB, POINT ARGUELLO, SEELY NAVAL BASE,
FORT IRWIN, NEBO ANNEX MARINE BASE, MARINE CORP
LOGISTICS BASE YERMO, EDWARDS AFB, 29 PALMS MARINE
BASE AND CAMP PENDLETON WORKERS REQUIRED TO SUIT
UP AND WORK IN A HAZARDOUS MATERIAL ENVIRONMENT:
$2.00 PER HOUR ADDITIONAL. COMBINATION MIXER AND
COMPRESSOR OPERATOR ON GUNITE WORK SHALL BE
CLASSIFIED AS A CONCRETE MOBILE MIXER OPERATOR.....$ 69.75 33.20
OPERATOR: POWER EQUIPMENT, CRANES, PILEDRIVING &
HOISTING: GROUP 13 Crane operator (over 300 tons);
Derrick barge operator (over 300 tons); Helicopter
pilot; Hoist operator, stiff legs, Guy derrick or
similar type (over 300 tons); Mobile tower crane
operator (over 300 tons).....$ 70.75 33.20
OPERATOR: POWER EQUIPMENT, TUNNEL WORK: GROUP 1-
Skiploader (wheel type up to 3/4 yd. without
attachment) PREMIUM PAY: $10.00 per hour shall be
paid on all Power Equipment Operator work on the
followng Military Bases: China Lake Naval Reserve,
Vandenberg AFB, Point Arguello, Seely Naval Base,
Fort Irwin, Nebo Annex Marine Base, Marine Corp
Logistics Base Yermo, Edwards AFB, 29 Palms Marine
Base and Camp Pendleton Workers required to suit
up and work in a hazardous material environment:
$2.00 per hour additional. Combination mixer and
compressor operator on gunite work shall be
classified as a concrete mobile mixer operator.....$ 65.25 33.20
OPERATOR: POWER EQUIPMENT, TUNNEL WORK: GROUP 2-
Power-driven jumbo form setter operator PREMIUM
PAY: $10.00 per hour shall be paid on all Power
Equipment Operator work on the followng Military
Bases: China Lake Naval Reserve, Vandenberg AFB,

Point Arguello, Seely Naval Base, Fort Irwin, Nebo Annex Marine Base, Marine Corp Logistics Base Yermo, Edwards AFB, 29 Palms Marine Base and Camp Pendleton Workers required to suit up and work in a hazardous material environment: $2.00 per hour additional. Combination mixer and compressor operator on gunite work shall be classified as a concrete mobile mixer operator.....$ 66.03 33.20

OPERATOR: POWER EQUIPMENT, TUNNEL WORK: GROUP 3- Dinkey locomotive or motorperson (up to and including 10 tons) PREMIUM PAY: $10.00 per hour shall be paid on all Power Equipment Operator work on the followng Military Bases: China Lake Naval Reserve, Vandenberg AFB, Point Arguello, Seely Naval Base, Fort Irwin, Nebo Annex Marine Base, Marine Corp Logistics Base Yermo, Edwards AFB, 29 Palms Marine Base and Camp Pendleton Workers required to suit up and work in a hazardous material environment: $2.00 per hour additional. Combination mixer and compressor operator on gunite work shall be classified as a concrete mobile mixer operator.....$ 66.32 33.20

OPERATOR: POWER EQUIPMENT, TUNNEL WORK: GROUP 4- Bit sharpener; Equipment greaser (grease truck); Slip form pump operator (power-driven hydraulic lifting device for concrete forms); Tugger hoist operator (1 drum); Tunnel locomotive operator (over 10 and up to and including 30 tons) PREMIUM PAY: $10.00 per hour shall be paid on all Power Equipment Operator work on the followng Military Bases: China Lake Naval Reserve, Vandenberg AFB, Point Arguello, Seely Naval Base, Fort Irwin, Nebo Annex Marine Base, Marine Corp Logistics Base Yermo, Edwards AFB, 29 Palms Marine Base and Camp Pendleton Workers required to suit up and work in a hazardous material environment: $2.00 per hour additional. Combination mixer and compressor operator on gunite work shall be classified as a concrete mobile mixer operator.....$ 66.46 33.20

OPERATOR: POWER EQUIPMENT, TUNNEL WORK: GROUP 5- Backhoe operator (up to and including 3/4 yd.); Small Ford, Case or similar; Drill doctor; Grouting machine operator; Heading shield operator; Heavy-duty repairperson; Loader operator (Athey, Euclid, Sierra and similar types); Mucking machine operator (1/4 yd., rubber-tired, rail or track type); Pneumatic concrete placing machine operator (Hackley-Presswell or similar type); Pneumatic heading shield (tunnel); Pumpcrete gun operator; Tractor compressor drill combination operator; Tugger hoist operator (2 drum); Tunnel locomotive operator (over 30 tons) PREMIUM PAY: $10.00 per hour shall be paid on all Power Equipment Operator work on the followng Military Bases: China Lake Naval Reserve, Vandenberg AFB, Point Arguello, Seely Naval Base, Fort Irwin, Nebo Annex Marine Base, Marine Corp Logistics Base Yermo, Edwards AFB, 29 Palms Marine Base and Camp Pendleton Workers required to suit up and work in a hazardous material environment: $2.00 per hour additional. Combination mixer and compressor operator on gunite work shall be classified as a concrete mobile mixer operator.....$ 66.68 33.20

OPERATOR: POWER EQUIPMENT, TUNNEL WORK: GROUP 6- Heavy Duty Repairman PREMIUM PAY: $10.00 per

hour shall be paid on all Power Equipment Operator work on the followng Military Bases: China Lake Naval Reserve, Vandenberg AFB, Point Arguello, Seely Naval Base, Fort Irwin, Nebo Annex Marine Base, Marine Corp Logistics Base Yermo, Edwards AFB, 29 Palms Marine Base and Camp Pendleton Workers required to suit up and work in a hazardous material environment: $2.00 per hour additional. Combination mixer and compressor operator on gunite work shall be classified as a concrete mobile mixer operator.....$ 66.79 33.20

OPERATOR: POWER EQUIPMENT, TUNNEL WORK: GROUP 7- Tunnel mole boring machine operator PREMIUM PAY: $10.00 per hour shall be paid on all Power Equipment Operator work on the followng Military Bases: China Lake Naval Reserve, Vandenberg AFB, Point Arguello, Seely Naval Base, Fort Irwin, Nebo Annex Marine Base, Marine Corp Logistics Base Yermo, Edwards AFB, 29 Palms Marine Base and Camp Pendleton Workers required to suit up and work in a hazardous material environment: $2.00 per hour additional. Combination mixer and compressor operator on gunite work shall be classified as a concrete mobile mixer operator.....$ 66.91 33.20

IRON0433-006 01/01/2025

	Rates	Fringes
IRONWORKER (FENCE ERECTOR).....	$ 45.78	26.51
IRONWORKER (ORNAMENTAL, REINFORCING AND STRUCTURAL).	$ 50.70	35.15

LABO0300-005 07/01/2025

	Rates	Fringes
ASBESTOS REMOVAL LABORER SCOPE OF WORK: INCLUDES SITE MOBILIZATION, INITIAL SITE CLEANUP, SITE PREPARATION, REMOVAL OF ASBESTOS-CONTAINING MATERIAL AND TOXIC WASTE, ENCAPSULATION, ENCLOSURE AND DISPOSAL OF ASBESTOS- CONTAINING MATERIALS AND TOXIC WASTE BY HAND OR WITH EQUIPMENT OR MACHINERY; SCAFFOLDING, FABRICATION OF TEMPORARY WOODEN BARRIERS AND ASSEMBLY OF DECONTAMINATION STATIONS...	$ 46.48	25.93

LABO0345-001 07/01/2025

	Rates	Fringes
LABORER, GUNITE: GROUP 1 RODMEN, NOZZLEMEN FOOTNOTE: GUNITE PREMIUM PAY: WORKERS WORKING FROM A BOSN'N'S CHAIR OR SUSPENDED FROM A ROPE OR CABLE SHALL RECEIVE 40 CENTS PER HOUR ABOVE THE FOREGOING APPLICABLE CLASSIFICATION RATES. WORKERS DOING GUNITE AND/OR SHOTCRETE WORK IN A TUNNEL SHALL RECEIVE 35 CENTS PER HOUR ABOVE THE FOREGOING APPLICABLE CLASSIFICATION RATES, PAID ON A PORTAL-TO-PORTAL BASIS. ANY WORK PERFORMED ON, IN OR ABOVE ANY SMOKE STACK, SILO, STORAGE ELEVATOR OR SIMILAR TYPE OF STRUCTURE, WHEN SUCH STRUCTURE IS IN EXCESS OF 75'-0"" ABOVE BASE LEVEL AND WHICH WORK MUST BE PERFORMED IN WHOLE OR IN PART MORE THAN 75'-0"" ABOVE BASE LEVEL, THAT WORK PERFORMED ABOVE THE 75'-0"" LEVEL SHALL BE COMPENSATED FOR AT 35 CENTS PER HOUR ABOVE THE APPLICABLE CLASSIFICATION WAGE RATE.....	$ 55.88	23.77

LABORER, GUNITE: GROUP 2 GUNMEN FOOTNOTE: GUNITE PREMIUM PAY: WORKERS WORKING FROM A BOSN'N'S

CHAIR OR SUSPENDED FROM A ROPE OR CABLE SHALL
RECEIVE 40 CENTS PER HOUR ABOVE THE FOREGOING
APPLICABLE CLASSIFICATION RATES. WORKERS DOING
GUNITE AND/OR SHOTCRETE WORK IN A TUNNEL SHALL
RECEIVE 35 CENTS PER HOUR ABOVE THE FOREGOING
APPLICABLE CLASSIFICATION RATES, PAID ON A
PORTAL-TO-PORTAL BASIS. ANY WORK PERFORMED ON, IN
OR ABOVE ANY SMOKE STACK, SILO, STORAGE ELEVATOR OR
SIMILAR TYPE OF STRUCTURE, WHEN SUCH STRUCTURE IS
IN EXCESS OF 75'-0"" ABOVE BASE LEVEL AND WHICH WORK
MUST BE PERFORMED IN WHOLE OR IN PART MORE THAN
75'-0"" ABOVE BASE LEVEL, THAT WORK PERFORMED ABOVE
THE 75'-0"" LEVEL SHALL BE COMPENSATED FOR AT 35
CENTS PER HOUR ABOVE THE APPLICABLE CLASSIFICATION
WAGE RATE.....$ 54.93 23.77
LABORER, GUNITE: GROUP 3 REBOUNDMEN FOOTNOTE:
GUNITE PREMIUM PAY: WORKERS WORKING FROM A
BOSN'N'S CHAIR OR SUSPENDED FROM A ROPE OR CABLE
SHALL RECEIVE 40 CENTS PER HOUR ABOVE THE FOREGOING
APPLICABLE CLASSIFICATION RATES. WORKERS DOING
GUNITE AND/OR SHOTCRETE WORK IN A TUNNEL SHALL
RECEIVE 35 CENTS PER HOUR ABOVE THE FOREGOING
APPLICABLE CLASSIFICATION RATES, PAID ON A
PORTAL-TO-PORTAL BASIS. ANY WORK PERFORMED ON, IN
OR ABOVE ANY SMOKE STACK, SILO, STORAGE ELEVATOR OR
SIMILAR TYPE OF STRUCTURE, WHEN SUCH STRUCTURE IS
IN EXCESS OF 75'-0"" ABOVE BASE LEVEL AND WHICH WORK
MUST BE PERFORMED IN WHOLE OR IN PART MORE THAN
75'-0"" ABOVE BASE LEVEL, THAT WORK PERFORMED ABOVE
THE 75'-0"" LEVEL SHALL BE COMPENSATED FOR AT 35
CENTS PER HOUR ABOVE THE APPLICABLE CLASSIFICATION
WAGE RATE.....$ 51.39 23.77

LABO1184-001 07/01/2025

	Rates	Fringes
LABORERS: HORIZONTAL DIRECTIONAL DRILLING: (1) DRILLING CREW LABORER	$ 47.94	20.86
LABORERS: HORIZONTAL DIRECTIONAL DRILLING: (2) VEHICLE OPERATOR/HAULER	$ 48.11	20.86
LABORERS: HORIZONTAL DIRECTIONAL DRILLING: (3) HORIZONTAL DIRECTIONAL DRILL OPERATOR	$ 49.96	20.86
LABORERS: HORIZONTAL DIRECTIONAL DRILLING: (4) ELECTRONIC TRACKING LOCATOR	$ 51.96	20.86
LABORERS:, STRIPING/SLURRY SEAL: GROUP 1 PROTECTIVE COATING, PAVEMENT SEALING, INCLUDING REPAIR AND FILLING OF CRACKS BY ANY METHOD ON ANY SURFACE IN PARKING LOTS, GAME COURTS AND PLAYGROUNDS; CARSTOPS; OPERATION OF ALL RELATED MACHINERY AND EQUIPMENT; EQUIPMENT REPAIR TECHNICIAN	$ 49.30	23.97
LABORERS:, STRIPING/SLURRY SEAL: GROUP 2 TRAFFIC SURFACE ABRASIVE BLASTER; POT TENDER - REMOVAL OF ALL TRAFFIC LINES AND MARKINGS BY ANY METHOD (SANDBLASTING, WATERBLASTING, GRINDING, ETC.) AND PREPARATION OF SURFACE FOR COATINGS. TRAFFIC CONTROL PERSON: CONTROLLING AND DIRECTING TRAFFIC THROUGH BOTH CONVENTIONAL AND MOVING LANE CLOSURES; OPERATION OF ALL RELATED MACHINERY AND EQUIPMENT	$ 50.60	23.97
LABORERS:, STRIPING/SLURRY SEAL: GROUP 3 TRAFFIC DELINEATING DEVICE APPLICATOR: LAYOUT AND APPLICATION OF PAVEMENT MARKERS, DELINEATING SIGNS, RUMBLE AND TRAFFIC BARS, ADHESIVES, GUIDE MARKERS, OTHER TRAFFIC DELINEATING DEVICES INCLUDING TRAFFIC CONTROL. THIS CATEGORY INCLUDES ALL TRAFFIC RELATED SURFACE PREPARATION (SANDBLASTING, WATERBLASTING,		

GRINDING) AS PART OF THE APPLICATION PROCESS.
TRAFFIC PROTECTIVE DELINEATING SYSTEM INSTALLER:
REMOVES, RELOCATES, INSTALLS, PERMANENTLY AFFIXED
ROADSIDE AND PARKING DELINEATION BARRICADES,
FENCING, CABLE ANCHOR, GUARD RAIL, REFERENCE SIGNS,
MONUMENT MARKERS; OPERATION OF ALL RELATED
MACHINERY AND EQUIPMENT; POWER BROOM SWEEPER.....$ 52.61 23.97
LABORERS:, STRIPING/SLURRY SEAL: GROUP 4 STRIPER:
LAYOUT AND APPLICATION OF TRAFFIC STRIPES AND
MARKINGS; HOT THERMO PLASTIC; TAPE TRAFFIC STRIPES
AND MARKINGS, INCLUDING TRAFFIC CONTROL; OPERATION
OF ALL RELATED MACHINERY AND EQUIPMENT.....$ 54.35 23.97

LABO1184-002 07/01/2025

Rates Fringes

LABORER GROUP 1 CLEANING AND HANDLING OF PANEL
FORMS; CONCRETE SCREEDING FOR ROUGH STRIKE-OFF;
CONCRETE, WATER CURING; DEMOLITION LABORER, THE
CLEANING OF BRICK IF PERFORMED BY A WORKER
PERFORMING ANY OTHER PHASE OF DEMOLITION WORK, AND
THE CLEANING OF LUMBER; FIRE WATCHER, LIMBER, BRUSH
LOADER, PILER AND DEBRIS HANDLER; FLAG PERSON; GAS,
OIL AND/OR WATER PIPELINE LABORER; LABORER,
ASPHALT-RUBBER MATERIAL LOADER; LABORER, GENERAL OR
CONSTRUCTION; LABORER, GENERAL CLEAN-UP; LABORER,
LANDSCAPING; LABORER, JETTING; LABORER, TEMPORARY
WATER AND AIR LINES; MATERIAL HOSE OPERATOR (WALLS,
SLABS, FLOORS AND DECKS); PLUGGING, FILLING OF SHEE
BOLT HOLES; DRY PACKING OF CONCRETE; RAILROAD
MAINTENANCE, REPAIR TRACK PERSON AND ROAD BEDS;
STREETCAR AND RAILROAD CONSTRUCTION TRACK LABORERS;
RIGGING AND SIGNALING; SCALER; SLIP FORM RAISER;
TAR AND MORTAR; TOOL CRIB OR TOOL HOUSE LABORER;
TRAFFIC CONTROL BY ANY METHOD; WINDOW CLEANER; WIRE
MESH PULLING - ALL CONCRETE POURING OPERATIONS.....$ 46.48 25.95
LABORER GROUP 2 ASPHALT SHOVELER; CEMENT DUMPER (ON
1 YD. OR LARGER MIXER AND HANDLING BULK CEMENT);
CESSPOOL DIGGER AND INSTALLER; CHUCKTENDER; CHUTE
HANDLER, POURING CONCRETE, THE HANDLING OF THE
CHUTE FROM READYMIX TRUCKS, SUCH AS WALLS, SLABS,
DECKS, FLOORS, FOUNDATION, FOOTINGS, CURBS, GUTTERS
AND SIDEWALKS; CONCRETE CURER, IMPERVIOUS MEMBRANE
AND FORM OILER; CUTTING TORCH OPERATOR
(DEMOLITION); FINE GRADER, HIGHWAYS AND STREET
PAVING, AIRPORT, RUNWAYS AND SIMILAR TYPE HEAVY
CONSTRUCTION; GAS, OIL AND/OR WATER PIPELINE
WRAPPER - POT TENDER AND FORM PERSON; GUINEA
CHASER; HEADERBOARD PERSON - ASPHALT; LABORER,
PACKING ROD STEEL AND PANS; MEMBRANE VAPOR BARRIER
INSTALLER; POWER BROOM SWEEPER (SMALL); RIPRAP
STONEPAVER, PLACING STONE OR WET SACKED CONCRETE;
ROTO SCRAPER AND TILLER; SANDBLASTER (POT TENDER);
SEPTIC TANK DIGGER AND INSTALLER(LEAD); TANK SCALER
AND CLEANER; TREE CLIMBER, FALLER, CHAIN SAW
OPERATOR, PITTSBURGH CHIPPER AND SIMILAR TYPE BRUSH
SHREDDER; UNDERGROUND LABORER, INCLUDING CAISSON
BELLOWER.....$ 47.03 25.95
LABORER GROUP 3 BUGGYMOBILE PERSON; CONCRETE
CUTTING TORCH; CONCRETE PILE CUTTER; DRILLER,
JACKHAMMER, 2-1/2 FT. DRILL STEEL OR LONGER;
DRI-PAK-IT MACHINE; GAS, OIL AND/OR WATER PIPELINE
WRAPPER, 6-IN. PIPE AND OVER, BY ANY METHOD, INSIDE
AND OUT; HIGH SCALER (INCLUDING DRILLING OF SAME);
HYDRO SEEDER AND SIMILAR TYPE; IMPACT WRENCH

MULTI-PLATE; KETTLE PERSON, POT PERSON AND WORKERS
APPLYING ASPHALT, LAY-KOLD, CREOSOTE, LIME CAUSTIC
AND SIMILAR TYPE MATERIALS (""APPLYING"" MEANS
APPLYING, DIPPING, BRUSHING OR HANDLING OF SUCH
MATERIALS FOR PIPE WRAPPING AND WATERPROOFING);
OPERATOR OF PNEUMATIC, GAS, ELECTRIC TOOLS,
VIBRATING MACHINE, PAVEMENT BREAKER, AIR BLASTING,
COME-ALONGS, AND SIMILAR MECHANICAL TOOLS NOT
SEPARATELY CLASSIFIED HEREIN; PIPELAYER'S BACKUP
PERSON, COATING, GROUTING, MAKING OF JOINTS,
SEALING, CAULKING, DIAPERING AND INCLUDING RUBBER
GASKET JOINTS, POINTING AND ANY AND ALL OTHER
SERVICES; ROCK SLINGER; ROTARY SCARIFIER OR
MULTIPLE HEAD CONCRETE CHIPPING SCARIFIER; STEEL
HEADERBOARD AND GUIDELINE SETTER; TAMPER, BARKO,
WACKER AND SIMILAR TYPE; TRENCHING MACHINE,
HAND-PROPELLED.....$ 47.58 25.95
LABORER GROUP 4 ASPHALT RAKER, LUTE PERSON, IRONER,
ASPHALT DUMP PERSON, AND ASPHALT SPREADER BOXES
(ALL TYPES); CONCRETE CORE CUTTER (WALLS, FLOORS OR
CEILINGS), GRINDER OR SANDER; CONCRETE SAW PERSON,
CUTTING WALLS OR FLAT WORK, SCORING OLD OR NEW
CONCRETE; CRIBBER, SHORER, LAGGING, SHEETING AND
TRENCH BRACING, HAND-GUIDED LAGGING HAMMER; HEAD
ROCK SLINGER; LABORER, ASPHALT- RUBBER DISTRIBUTOR
BOOT PERSON; LASER BEAM IN CONNECTION WITH
LABORERS' WORK; OVERSIZE CONCRETE VIBRATOR
OPERATOR, 70 LBS. AND OVER; PIPELAYER PERFORMING
ALL SERVICES IN THE LAYING AND INSTALLATION OF PIPE
FROM THE POINT OF RECEIVING PIPE IN THE DITCH UNTIL
COMPLETION OF OPERATION, INCLUDING ANY AND ALL
FORMS OF TUBULAR MATERIAL, WHETHER PIPE, METALLIC
OR NON-METALLIC, CONDUIT AND ANY OTHER STATIONARY
TYPE OF TUBULAR DEVICE USED FOR THE CONVEYING OF
ANY SUBSTANCE OR ELEMENT, WHETHER WATER, SEWAGE,
SOLID GAS, AIR, OR OTHER PRODUCT WHATSOEVER AND
WITHOUT REGARD TO THE NATURE OF MATERIAL FROM WHICH
THE TUBULAR MATERIAL IS FABRICATED; NO-JOINT PIPE
AND STRIPPING OF SAME; PREFABRICATED MANHOLE
INSTALLER; SANDBLASTER (NOZZLE PERSON), WATER
BLASTING, PORTA SHOT-BLAST.....$ 49.13 25.95
LABORER GROUP 5 BLASTER POWDER, ALL WORK OF LOADING
HOLES, PLACING AND BLASTING OF ALL POWDER AND
EXPLOSIVES OF WHATEVER TYPE, REGARDLESS OF METHOD
USED FOR SUCH LOADING AND PLACING; DRILLER: ALL
POWER DRILLS, EXCLUDING JACKHAMMER, WHETHER CORE,
DIAMOND, WAGON, TRACK, MULTIPLE UNIT, AND ANY AND
ALL OTHER TYPES OF MECHANICAL DRILLS WITHOUT REGARD
TO THE FORM OF MOTIVE POWER; TOXIC WASTE REMOVAL
TUNNEL LABORER CLASSIFICATIONS.....$ 49.48 25.95
LABORER, TUNNEL: GROUP 1 Batch plant laborer;
Changehouse person; Dump person; Dump person
(outside); Swamper (brake person and switch person
on tunnel work); Tunnel materials handling person;
Nipper; Pot tender, using mastic or other materials
(for example, but not by way of limitation,
shotcrete, etc.).....$ 53.60 25.74
LABORER, TUNNEL: GROUP 2 Chucktender, cabletender;
Loading and unloading agitator cars; Vibrator
person, jack hammer, pneumatic tools (except
driller); Bull gang mucker, track person; Concrete
crew, including rodder and spreader.....$ 53.92 25.74
LABORER, TUNNEL: GROUP 3 Blaster, driller, powder
person; Chemical grout jet person; Cherry picker
person; Grout gun person; Grout mixer person; Grout

pump person; Jackleg miner; Jumbo person; Kemper
and other pneumatic concrete placer operator;
Miner, tunnel (hand or machine); Nozzle person;
Operating of troweling and/or grouting machines;
Powder person (primer house); Primer person;
Sandblaster; Shotcrete person; Steel form raiser
and setter; Timber person, retimber person, wood or
steel; Tunnel Concrete finisher.....$ 54.38 25.74
LABORER, TUNNEL: GROUP 4 Diamond driller;
Sandblaster; Shaft and raise work.....$ 55.07 25.74

LABO1184-004 11/01/2025

	Rates	Fringes
BRICK TENDER	$ 42.60	22.13

LABO1414-001 08/06/2025

	Rates	Fringes
LABORER: PLASTER CLEAN-UP LABORER WORK ON A SWING STAGE SCAFFOLD: $1.00 PER HOUR ADDITIONAL	$ 46.17	25.97
LABORER: PLASTER TENDER WORK ON A SWING STAGE SCAFFOLD: $1.00 PER HOUR ADDITIONAL	$ 48.72	25.97

PAIN0036-001 07/01/2023

	Rates	Fringes
PAINTERS: INCLUDING LEAD ABATEMENT: (2) ALL OTHER WORK	$ 38.52	18.64

PAIN0036-008 09/01/2024

	Rates	Fringes
DRYWALL FINISHER/TAPER	$ 49.33	26.82

PAIN0036-015 01/01/2025

	Rates	Fringes
GLAZIER FOOTNOTE: ADDITIONAL $1.25 PER HOUR FOR WORK IN A CONDOR, FROM THE THIRD (3RD) FLOOR AND UP ADDITIONAL $1.25 PER HOUR FOR WORK ON THE OUTSIDE OF THE BUILDING FROM A SWING STAGE OR ANY SUSPENDED CONTRIVANCE, FROM THE GROUND UP	$ 53.05	30.64

PLAS0200-009 08/03/2022

	Rates	Fringes
PLASTERER	$ 47.37	19.64

PLAS0500-002 07/01/2025

	Rates	Fringes
CEMENT MASON/CONCRETE FINISHER	$ 47.70	27.07

PLUM0016-001 09/01/2025

	Rates	Fringes
PLUMBER/PIPEFITTER (WORK ONLY ON NEW ADDITIONS AND REMODELING OF BARS, RESTAURANT, STORES AND COMMERCIAL BUILDINGS NOT TO EXCEED 5,000 SQ. FT. OF FLOOR SPACE)	$ 59.85	25.83
PLUMBER/PIPEFITTER (ALL OTHER WORK EXCEPT WORK ON NEW ADDITIONS AND REMODELING OF BARS, RESTAURANT, STORES AND COMMERCIAL BUILDINGS NOT TO EXCEED 5,000 SQ. FT. OF FLOOR SPACE AND WORK ON STRIP MALLS,		

LIGHT COMMERCIAL, TENANT IMPROVEMENT AND REMODEL
WORK).....$ 61.73 26.81
PLUMBER/PIPEFITTER (WORK ONLY ON STRIP MALLS, LIGHT
COMMERCIAL, TENANT IMPROVEMENT AND REMODEL WORK)....$ 44.29 24.16

PLUM0345-001 09/01/2025

	Rates	Fringes
PLUMBER (LANDSCAPE/IRRIGATION FITTER).....	$ 44.75	26.20
PLUMBER (SEWER & STORM DRAIN WORK).....	$ 48.84	23.58

ROOF0036-002 08/01/2025

	Rates	Fringes
ROOFER FOOTNOTE: PITCH PREMIUM: WORK ON WHICH EMPLOYEES ARE EXPOSED TO PITCH FUMES OR REQUIRED TO HANDLE PITCH, PITCH BASE OR PITCH IMPREGNATED PRODUCTS, OR ANY MATERIAL CONTAINING COAL TAR PITCH, THE ENTIRE ROOFING CREW SHALL RECEIVE $1.75 PER HOUR ""PITCH PREMIUM"" PAY.....	$ 52.63	20.73

SFCA0669-002 01/01/2026

	Rates	Fringes
SPRINKLER FITTER.....	$ 50.79	29.80

SHEE0105-003 01/01/2025

	Rates	Fringes
SHEET METAL WORKER: (1) COMMERCIAL - NEW CONSTRUCTION AND REMODEL WORK (LOS ANGELES (SOUTH OF A STRAIGHT LINE DRAWN BETWEEN GORMAN AND BIG PINES)AND CATALINA ISLAND, INYO, KERN (NORTHEAST PART, EAST OF HWY 395), MONO ORANGE, RIVERSIDE, AND SAN BERNARDINO COUNTIES).....	$ 59.31	30.43

TEAM0011-002 07/01/2025

	Rates	Fringes
TRUCK DRIVER GROUP 1 TRUCK DRIVER WORK ON ALL MILITARY BASES: PREMIUM PAY: $3.00 PER HOUR ADDITIONAL. [29 PALMS MARINE BASE, CAMP ROBERTS, CHINA LAKE, EDWARDS AFB, EL CENTRO NAVAL FACILITY, FORT IRWIN, MARINE CORPS LOGISTICS BASE AT NEBO & YERMO, MOUNTAIN WARFARE TRAINING CENTER, BRIDGEPORT, POINT ARGUELLO, POINT CONCEPTION, VANDENBERG AFB].....	$ 41.59	35.69
TRUCK DRIVER GROUP 2 DRIVER OF VEHICLE OR COMBINATION OF VEHICLES - 2 AXLES; TRAFFIC CONTROL PILOT CAR EXCLUDING MOVING HEAVY EQUIPMENT PERMIT LOAD; TRUCK MOUNTED BROOM WORK ON ALL MILITARY BASES: PREMIUM PAY: $3.00 PER HOUR ADDITIONAL. [29 PALMS MARINE BASE, CAMP ROBERTS, CHINA LAKE, EDWARDS AFB, EL CENTRO NAVAL FACILITY, FORT IRWIN, MARINE CORPS LOGISTICS BASE AT NEBO & YERMO, MOUNTAIN WARFARE TRAINING CENTER, BRIDGEPORT, POINT ARGUELLO, POINT CONCEPTION, VANDENBERG AFB]...	$ 41.74	35.69
TRUCK DRIVER GROUP 3 DRIVER OF VEHICLE OR COMBINATION OF VEHICLES - 3 AXLES; BOOT PERSON; CEMENT MASON DISTRIBUTION TRUCK; FUEL TRUCK DRIVER; WATER TRUCK - 2 AXLE; DUMP TRUCK, LESS THAN 16 YDS. WATER LEVEL; EROSION CONTROL DRIVER WORK ON ALL MILITARY BASES: PREMIUM PAY: $3.00 PER HOUR ADDITIONAL. [29 PALMS MARINE BASE, CAMP ROBERTS, CHINA LAKE, EDWARDS AFB, EL CENTRO NAVAL		

FACILITY, FORT IRWIN, MARINE CORPS LOGISTICS BASE
AT NEBO & YERMO, MOUNTAIN WARFARE TRAINING CENTER,
BRIDGEPORT, POINT ARGUELLO, POINT CONCEPTION,
VANDENBERG AFB].....$ 41.87 35.69
TRUCK DRIVER GROUP 4 DRIVER OF TRANSIT MIX TRUCK,
UNDER 3 YDS.; DUMPCRETE TRUCK, LESS THAN 6-1/2 YDS.
WATER LEVEL WORK ON ALL MILITARY BASES: PREMIUM
PAY: $3.00 PER HOUR ADDITIONAL. [29 PALMS MARINE
BASE, CAMP ROBERTS, CHINA LAKE, EDWARDS AFB, EL
CENTRO NAVAL FACILITY, FORT IRWIN, MARINE CORPS
LOGISTICS BASE AT NEBO & YERMO, MOUNTAIN WARFARE
TRAINING CENTER, BRIDGEPORT, POINT ARGUELLO,
POINT CONCEPTION, VANDENBERG AFB].....$ 42.06 35.69
TRUCK DRIVER GROUP 5 WATER TRUCK, 3 OR MORE AXLES;
TRUCK GREASER AND TIRE PERSON ($0.50 ADDITIONAL FOR
TIRE PERSON); PIPELINE AND UTILITY WORKING TRUCK
DRIVER, INCLUDING WINCH TRUCK AND PLASTIC FUSION,
LIMITED TO PIPELINE AND UTILITY WORK; SLURRY TRUCK
DRIVER WORK ON ALL MILITARY BASES: PREMIUM PAY:
$3.00 PER HOUR ADDITIONAL. [29 PALMS MARINE BASE,
CAMP ROBERTS, CHINA LAKE, EDWARDS AFB, EL CENTRO
NAVAL FACILITY, FORT IRWIN, MARINE CORPS LOGISTICS
BASE AT NEBO & YERMO, MOUNTAIN WARFARE TRAINING
CENTER, BRIDGEPORT, POINT ARGUELLO, POINT
CONCEPTION, VANDENBERG AFB].....$ 42.09 35.69
TRUCK DRIVER GROUP 6 TRANSIT MIX TRUCK, 3 YDS. OR
MORE; DUMPCRETE TRUCK, 6-1/2 YDS. WATER LEVEL AND
OVER; VEHICLE OR COMBINATION OF VEHICLES - 4 OR
MORE AXLES; OIL SPREADER TRUCK; DUMP TRUCK, 16 YDS.
TO 25 YDS. WATER LEVEL WORK ON ALL MILITARY BASES:
PREMIUM PAY: $3.00 PER HOUR ADDITIONAL. [29
PALMS MARINE BASE, CAMP ROBERTS, CHINA LAKE,
EDWARDS AFB, EL CENTRO NAVAL FACILITY, FORT IRWIN,
MARINE CORPS LOGISTICS BASE AT NEBO & YERMO,
MOUNTAIN WARFARE TRAINING CENTER, BRIDGEPORT,
POINT ARGUELLO, POINT CONCEPTION, VANDENBERG AFB]...$ 42.12 35.69
TRUCK DRIVER GROUP 7.....$ 42.37 35.69
TRUCK DRIVER GROUP 8 DUMP TRUCK, 25 YDS. TO 49
YDS. WATER LEVEL; TRUCK REPAIR PERSON; WATER PULL -
SINGLE ENGINE; WELDER WORK ON ALL MILITARY BASES:
PREMIUM PAY: $3.00 PER HOUR ADDITIONAL. [29 PALMS
MARINE BASE, CAMP ROBERTS, CHINA LAKE, EDWARDS AFB,
EL CENTRO NAVAL FACILITY, FORT IRWIN, MARINE CORPS
LOGISTICS BASE AT NEBO & YERMO, MOUNTAIN WARFARE
TRAINING CENTER, BRIDGEPORT, POINT ARGUELLO,
POINT CONCEPTION, VANDENBERG AFB].....$ 42.62 35.69
TRUCK DRIVER GROUP 9 TRUCK REPAIR PERSON/WELDER;
LOW BED DRIVER, 9 AXLES OR OVER WORK ON ALL
MILITARY BASES: PREMIUM PAY: $3.00 PER HOUR
ADDITIONAL. [29 PALMS MARINE BASE, CAMP ROBERTS,
CHINA LAKE, EDWARDS AFB, EL CENTRO NAVAL FACILITY,
FORT IRWIN, MARINE CORPS LOGISTICS BASE AT NEBO &
YERMO, MOUNTAIN WARFARE TRAINING CENTER,
BRIDGEPORT, POINT ARGUELLO, POINT CONCEPTION,
VANDENBERG AFB].....$ 42.82 35.69
TRUCK DRIVER GROUP 10 DUMP TRUCK - 50 YDS. OR MORE
WATER LEVEL; WATER PULL - SINGLE ENGINE WITH
ATTACHMENT WORK ON ALL MILITARY BASES: PREMIUM
PAY: $3.00 PER HOUR ADDITIONAL. [29 PALMS MARINE
BASE, CAMP ROBERTS, CHINA LAKE, EDWARDS AFB, EL
CENTRO NAVAL FACILITY, FORT IRWIN, MARINE CORPS
LOGISTICS BASE AT NEBO & YERMO, MOUNTAIN WARFARE
TRAINING CENTER, BRIDGEPORT, POINT ARGUELLO,
POINT CONCEPTION, VANDENBERG AFB].....$ 43.12 35.69
TRUCK DRIVER GROUP 11 WATER PULL - TWIN ENGINE;

WATER PULL - TWIN ENGINE WITH ATTACHMENTS; WINCH
TRUCK DRIVER - $1.25 ADDITIONAL WHEN OPERATING
WINCH OR SIMILAR SPECIAL ATTACHMENTS WORK ON ALL
MILITARY BASES: PREMIUM PAY: $3.00 PER HOUR
ADDITIONAL. [29 PALMS MARINE BASE, CAMP ROBERTS,
CHINA LAKE, EDWARDS AFB, EL CENTRO NAVAL FACILITY,
FORT IRWIN, MARINE CORPS LOGISTICS BASE AT NEBO &
YERMO, MOUNTAIN WARFARE TRAINING CENTER,
BRIDGEPORT, POINT ARGUELLO, POINT CONCEPTION,
VANDENBERG AFB].....$ 43.62 35.69
TRUCK DRIVER GROUP 12 BOOM TRUCK 17K AND ABOVE
WORK ON ALL MILITARY BASES: PREMIUM PAY: $3.00
PER HOUR ADDITIONAL. [29 PALMS MARINE BASE, CAMP
ROBERTS, CHINA LAKE, EDWARDS AFB, EL CENTRO NAVAL
FACILITY, FORT IRWIN, MARINE CORPS LOGISTICS BASE
AT NEBO & YERMO, MOUNTAIN WARFARE TRAINING CENTER,
BRIDGEPORT, POINT ARGUELLO, POINT CONCEPTION,
VANDENBERG AFB].....$ 44.05 35.69

WELDERS - Receive rate prescribed for craft performing
operation to which welding is incidental.
==========
Note: Executive Order (EO) 13706, Establishing Paid Sick Leave
for Federal Contractors applies to all contracts subject to the
Davis-Bacon Act for which the contract is awarded (and any
solicitation was issued) on or after January 1, 2017. If this
contract is covered by the EO, the contractor must provide
employees with 1 hour of paid sick leave for every 30 hours
they work, up to 56 hours of paid sick leave each year.
Employees must be permitted to use paid sick leave for their
own illness, injury or other health-related needs, including
preventive care; to assist a family member (or person who is
like family to the employee) who is ill, injured, or has other
health-related needs, including preventive care; or for reasons
resulting from, or to assist a family member (or person who is
like family to the employee) who is a victim of, domestic
violence, sexual assault, or stalking. Additional information
on contractor requirements and worker protections under the EO
is available at https://www.dol.gov/agencies/whd/government-contracts.

Note: Executive Order 13658 generally applies to contracts subject
to the Davis-Bacon Act that were awarded on or between January 1,
2015 and January 29, 2022, and that have not been renewed or
extended on or after January 30, 2022. Executive Order 13658 does
not apply to contracts subject only to the Davis-Bacon Related Acts
regardless of when they were awarded. If a contract is subject to
Executive Order 13658, the contractor must pay all covered workers
at least $13.65 per hour (or the applicable wage rate listed on this
wage determination, if it is higher) for all hours spent performing on
the contract from May 11, 2026, through December 31, 2026. The
applicable Executive Order minimum wage rate will be adjusted annually.
Additional information on contractor requirements and worker
protections under Executive Order 13658 is available at
www.dol.gov/whd/govcontracts.

Unlisted classifications needed for work not included within
the scope of the classifications listed may be added after
award only as provided in the labor standards contract clauses
(29CFR 5.5 (a) (1) (iii)).

The body of each wage determination lists the classifications
and wage rates that have been found to be prevailing for the
type(s) of construction and geographic area covered by the wage

determination. The classifications are listed in alphabetical order under rate identifiers indicating whether the particular rate is a union rate (current union negotiated rate), a survey rate, a weighted union average rate, a state adopted rate, or a supplemental classification rate.

Union Rate Identifiers

A four-letter identifier beginning with characters other than SU, UAVG, SA, or SC denotes that a union rate was prevailing for that classification in the survey. Example: PLUM0198-005 07/01/2024. PLUM is an identifier of the union whose collectively bargained rate prevailed in the survey for this classification, which in this example would be Plumbers. 0198 indicates the local union number or district council number where applicable, i.e., Plumbers Local 0198. The next number, 005 in the example, is an internal number used in processing the wage determination. The date, 07/01/2024 in the example, is the effective date of the most current negotiated rate.

Union prevailing wage rates are updated to reflect all changes over time that are reported to WHD in the rates in the collective bargaining agreement (CBA) governing the classification.

Union Average Rate Identifiers

The UAVG identifier indicates that no single rate prevailed for those classifications, but that 100% of the data reported for the classifications reflected union rates. EXAMPLE: UAVG-OH-0010 01/01/2024. UAVG indicates that the rate is a weighted union average rate. OH indicates the State of Ohio. The next number, 0010 in the example, is an internal number used in producing the wage determination. The date, 01/01/2024 in the example, indicates the date the wage determination was updated to reflect the most current union average rate.

A UAVG rate will be updated once a year, usually in January, to reflect a weighted average of the current rates in the collective bargaining agreements on which the rate is based.

Survey Rate Identifiers

The SU identifier indicates that either a single non-union rate prevailed (as defined in 29 CFR 1.2) for this classification in the survey or that the rate was derived by computing a weighted average rate based on all the rates reported in the survey for that classification. As a weighted average rate includes all rates reported in the survey, it may include both union and non-union rates. Example: SUFL2022-007 6/27/2024. SU indicates the rate is a single non-union prevailing rate or a weighted average of survey data for that classification. FL indicates the State of Florida. 2022 is the year of the survey on which these classifications and rates are based. The next number, 007 in the example, is an internal number used in producing the wage determination. The date, 6/27/2024 in the example, indicates the survey completion date for the classifications and rates under that identifier.

SU wage rates typically remain in effect until a new survey is conducted. However, the Wage and Hour Division (WHD) has the discretion to update such rates under 29 CFR 1.6(c)(1).

State Adopted Rate Identifiers

The SA identifier indicates that the classifications and prevailing wage rates set by a state (or local) government were adopted under 29 C.F.R 1.3(g)-(h). Example: SAME2023-007 01/03/2024. SA reflects that the rates are state adopted. ME refers to the State of Maine. 2023 is the year during which the state completed the survey on which the listed classifications and rates are based. The next number, 007 in the example, is an internal number used in producing the wage determination. The date, 01/03/2024 in the example, reflects the date on which the classifications and rates under the SA identifier took effect under state law in the state from which the rates were adopted.

WAGE DETERMINATION APPEALS PROCESS

1) Has there been an initial decision in the matter? This can be:

a) a survey underlying a wage determination
b) an existing published wage determination
c) an initial WHD letter setting forth a position on a wage determination matter
d) an initial conformance (additional classification and rate) determination

On survey related matters, initial contact, including requests for summaries of surveys, should be directed to the WHD Branch of Wage Surveys. Requests can be submitted via email to davisbaconinfo@dol.gov or by mail to:

Branch of Wage Surveys
Wage and Hour Division
U.S. Department of Labor
200 Constitution Avenue, N.W.
Washington, DC 20210

Regarding any other wage determination matter such as conformance decisions, requests for initial decisions should be directed to the WHD Branch of Construction Wage Determinations. Requests can be submitted via email to BCWD-Office@dol.gov or by mail to:

Branch of Construction Wage Determinations
Wage and Hour Division
U.S. Department of Labor
200 Constitution Avenue, N.W.
Washington, DC 20210

2) If an initial decision has been issued, then any interested party (those affected by the action) that disagrees with the decision can request review and reconsideration from the Wage and Hour Administrator (See 29 CFR Part 1.8 and 29 CFR Part 7). Requests for review and reconsideration can be submitted via email to dba.reconsideration@dol.gov or by mail to:

Wage and Hour Administrator
U.S. Department of Labor
200 Constitution Avenue, N.W.
Washington, DC 20210

The request should be accompanied by a full statement of the interested party's position and any information (wage payment data, project description, area practice material, etc.) that the requestor considers relevant to the issue.

3) If the decision of the Administrator is not favorable, an interested party may appeal directly to the Administrative Review Board (formerly the Wage Appeals Board). Write to:

Administrative Review Board
U.S. Department of Labor
200 Constitution Avenue, N.W.
Washington, DC 20210.

==========

END OF GENERAL DECISION"

PROJECT SIGN
(For Community Development Block Grant Funded Projects)
Required for all Projects $25,000 or over
(4' X 8')
[Contact HWS for City CDBG Funded Project]

COUNTY OF RIVERSIDE
DEPARTMENT OF HOUSING & WORKFORCE SOLUTIONS

SUPERVISOR (Enter First and Last Name)

(Enter District #1-5) DISTRICT

(Enter Project Name)

$000,000.00

City of XXXXXXX

(Mayor) **(City Manager)**

Figure 1Change to your City's Logo

(NAME)
CONTRACTOR

(NAME)
ENGINEER/ARCHITECT

FUNDED BY: U.S. DEPARTMENT OF HOUSING AND URBAN DEVELOPMENT
COMMUNITY DEVELOPMENT BLOCK GRANT PROGRAM
EQUAL OPPORTUNITY - AFFIRMATIVE ACTION EMPLOYER
EXECUTIVE ORDER 11246 AND SECTION 3 OF HOUSING AND URBAN DEVELOPMENT ACT OF 1968, AS AMENDED

Additional Federal Requirements

Whereas, the work under this Agreement is subject to applicable Federal, State, and local laws and regulations, including but not limited to the regulations pertaining to the Community Development Block Grant program (24 CFR *Part 570)* and the Uniform Administrative Requirement, Cost Principles, and Audit Requirements for Federal Awards *(2 CFR Part 200)*. Contractor, sub-contractors, Consultants, and sub-consultants agree to comply with, and are subject to, all applicable requirements as follows:

1. ***Equal Employment Opportunity*** - Compliance with Executive Order 11246 of September 24, 1965, entitled "Equal Employment Opportunity", as amended by Executive Order 11375 of October 13, 1967, and as supplemented in Department of Labor regulations (41 CFR Part 60). The Contractor/Consultant will not discriminate against any employee or applicant for employment because of race, color, religion, sex, sexual orientation, general identity or national origin. Contractor/Consultant will ensure that all qualified applicants will receive consideration for employment without regard to race, color, religion, sex sexual orientation, general identity or national origin. The Contractor/Consultant will take affirmative action to ensure that applicants are employed and the employees are treated during employment, without regard to their race color, religion, sex, sexual orientation, general identity or national origin. Such actions shall include, but are not limited to, the following: employment, up-grading, demotion, or transfer; recruitment or recruitment advertising; rates of pay or other forms of compensation; and selection for training, including apprenticeship. The Contractor/Consultant agrees to post in a conspicuous place, available to employees and applicants for employment, notices to be provided by the County setting forth the provisions of this non-discriminating clause.

2. ***Copeland "Anti-Kickback" Act*** *(18 U.S.C. 874 and 40 U.S.C.A. Section 3145):* All contracts and subgrants in excess of $2,000 for construction or repair awarded by recipients and subrecipients shall include a provision for compliance with the Copeland "Anti-Kickback" Act (18 U.S.C. 874), as supplemented by Department of Labor regulations (29 CFR Part 3, "Contractors and Subcontractors on Public Building or Public Work Financed in Whole or in Part by Loans or Grants from the United States"). The Act provides that each contractor or subrecipient shall be prohibited from inducing, by any means, any person employed in the construction, completion, or repair of public work, to give up any part of the compensation to which he is otherwise entitled. The recipient shall report all suspected or reported violations to HUD.

3. ***Davis-Bacon Act, as amended*** *(40 U.S.C.A. Section 3141-3148):* When required by Federal program legislation, all construction contracts awarded by the recipients and subrecipients of more than $2000 shall include a provision for compliance with the Davis-Bacon Act (40 U.S.C. *A. Section 3141-3148*) and as supplemented by Department of Labor regulations (29 CFR Part 5, "Labor Standards Provisions Applicable to Contracts Governing Federally Financed and Assisted Construction"). Under the Davis Bacon Act, contractors shall be required to pay wages to laborers and mechanics at a rate not less than the minimum wages specified in a wage determination made by the U.S. Secretary of Labor. In addition, contractors shall be required to pay wages not less than once a week. The recipient shall place a copy of the current prevailing wage determination issued by the U.S. Department of Labor in each solicitation and the award of a contract shall be conditioned upon the acceptance of the wage determination. The recipient shall report all suspected or reported violations to HUD.

4. ***Contract Work Hours and Safety Standards Act*** *(40 U.S.CA.. 32701 through 3708):* Where applicable, all contracts awarded by recipients in excess of $2,000 for construction contracts and in excess of $2,500 for other contracts that involve the employment of mechanics or laborers shall include a provision for compliance with the Contract Work Hours and Safety Standards (40 U.S.C.A. 32701–3708), as supplemented by Department of Labor Regulations (29 CFR Part 5). Under Section 40 U.S.C.A. 3702, each contractor shall be required to compute the wages of every mechanic and laborer on the basis of a standard workweek of 40 hours. Work in excess of the standard workweek is permissible provided that the worker is compensated at a rate of not less than 1 1/2 times the basic rate of pay for all hours worked in excess of 40 hours in the workweek. 40 U.S.C.A. 3704of the Act is applicable to construction work and provides that no laborer or mechanic shall be required to work in surroundings or under working conditions which are unsanitary, hazardous or dangerous. These requirements do not apply to the purchases of supplies or materials

or articles ordinarily available on the open market, or contracts for transportation or transmission of intelligence.

5. ***Rights to Inventions Made Under a Contract or Agreement***— Contracts or agreements for the performance of experimental, developmental, or research work shall provide for the rights of the Federal Government and the recipient in any resulting invention in accordance with 37 CFR part 401, "Rights to Inventions Made by Nonprofit Organizations and Small Business Firms Under Government Grants, Contracts and Cooperative Agreements," and any implementing regulations issued by HUD.

6. ***Rights to Data and Copyrights*** – Contractors and consultants agree to comply with all applicable provisions pertaining to the use of data and copyrights pursuant to 48 CFR Part 27.404-3, Federal Acquisition Regulations (FAR).

7. ***Air Pollution Prevention and Control (formally known as the Clean Air Act) (42 U.S.C.A. 7401 et seq.) and the Federal Water Pollution Control Act (33 U.S.C.A. Section 1251 et seq.), as amended:***— Contracts and subgrants of amounts in excess of $100,000 shall contain a provision that requires the recipient to agree to comply with all applicable standards, orders or regulations issued pursuant to the Clean Air Act (42 U.S.C. 7401 *et seq*.) and the Federal Water Pollution Control Act as amended (33 U.S.C.A. 1251 *et seq*.). Violations shall be reported to HUD and the Regional Office of the Environmental Protection Agency (EPA).

8. ***Byrd Anti-Lobbying Amendment*** *(31 U.S.C.A. 1352)*— Contractors who apply or bid for an award of $100,000 or more shall file the required certification. Each tier certifies to the tier above that it will not and has not used Federal appropriated funds to pay any person or organization for influencing or attempting to influence an officer or employee of any agency, a member of Congress, officer or employee of Congress, or an employee of a member of Congress in connection with obtaining any Federal contract, grant or any other award covered by 31 U.S.C. 1352. Each tier shall also disclose any lobbying with non-Federal funds that takes place in connection with obtaining any Federal award. Such disclosures are forwarded from tier to tier up to the recipient.

9. ***Debarment and Suspension*** *(Executive Orders (E.O. s) 12549 and 12689)*—No contract shall be made to parties listed on the General Services Administration's List of Parties Excluded from Federal Procurement or Nonprocurement Programs in accordance with E.O.s 12549 and 12689, "Debarment and Suspension," as set forth at 24 CFR part 2424. This list contains the names of parties debarred, suspended, or otherwise excluded by agencies, and contractors declared ineligible under statutory or regulatory authority other than E.O. 12549. Contractors with awards that exceed the small purchase threshold shall provide the required certification regarding its exclusion status and that of its principal employees.

10. ***Drug-Free Workplace Requirements***— The Anti-Drug Abuse Act of 1988 (41 U.S.C.A. Section 8101-8103)requires grantees (including individuals) of federal agencies, as a prior condition of being awarded a grant, to certify that they will provide drug-free workplaces. Each potential recipient must certify that it will comply with drug-free workplace requirements in accordance with the Act and with HUD's rules at 24 CFR part 2425.

11**.** ***Access to Records and Records Retention***: The Consultant or Contractor, and any sub-consultants or sub-contractors, shall allow all duly authorized Federal, State, and/or County officials or authorized representatives access to the work area, as well as all books, documents, materials, papers, and records of the Consultant or Contractor, and any sub-consultants or sub-contractors, that are directly pertinent to a specific program for the purpose of making audits, examinations, excerpts, and transcriptions. The Consultant or Contractor, and any sub-consultants or sub-contractors, further agree to maintain and keep such books, documents, materials, papers, and records, on a current basis, recording all transactions pertaining to this agreement in a form in accordance with generally acceptable accounting principles. All such books and records shall be retained for such periods of time as required by law, provided, however, notwithstanding any shorter periods of retention, all books, records, and supporting detail shall be retained for a period of at least four (4) years after the expiration of the term of this Agreement.

12. ***Federal Employee Benefit Clause:*** No member of or delegate to the congress of the United States, and no Resident Commissioner shall be admitted to any share or part of this agreement or to any benefit to arise from the same.

13. ***Energy Efficiency*****:** Mandatory standards and policies relating to energy efficiency which are contained in the State energy conservation plan issued in compliance with the Energy Policy and Conservation Act (Pub. L. 94A 163, Dec. 22, 1975; 42 U.S.C.A. Section 6201, et. seq., 89 Stat. 871).

14. ***Procurement of Recovered Materials (2 CFR 200.322.)*** A non-Federal entity that is a state agency or agency of a political subdivision of a state and its contractors must comply with 42 U.S.C. Section 6962 of the Solid Waste Disposal Act (42 U.S.C.A. Section 6901, et seq.), as amended by the Resource Conservation and Recovery Act. The requirements of Section 6002 include procuring only items designated in guidelines of the Environmental Protection Agency (EPA) at 40 CFR part 247 that contain the highest percentage of recovered materials practicable, consistent with maintaining a satisfactory level of competition, where the purchase price of the item exceeds $10,000 or the value of the quantity acquired by the preceding fiscal year exceeded $10,000; procuring solid waste management services in a manner that maximizes energy and resource recovery; and establishing an affirmative procurement program for procurement of recovered materials identified in the EPA guidelines.

15. ***Build America, Buy America (BABA) Act:*** The Grantee must comply with the requirements of the Build America, Buy America (BABA) Act, 41 USC 8301 note, and all applicable rules and notices, as may be amended, If applicable to the Grantee's infrastructure project. Pursuant to HUD's Notice, "Public Interest Phased Implementation Waiver for FY 2022 and 2023 of Build America, Buy America Provisions as Applied to Recipients of HUD Federal Financial Assistance" (88 FR 17001), any funds obligated by HUD on or after the applicable listed effective dates, are subject to BABA requirements, unless excepted by a waiver.

16. Violence Against Women Act (VAWA): VAWA provides housing protections for survivors of domestic and dating violence, sexual assault and stalking ('domestic violence")**.** VAWA 2022 reauthorizes, amends, and strengthens the VAWA of 1994, as amended (Pub. L. 103-322, tit. IV, sec. 40001-40703; 34 U.S.C. 12291 et seq.) HUD's implementing regulations for VAWA'S protections, rights, and responsibilities are codified in 24 CFR part 5, subpart L, and related provisions in HUD's program regulations (HUD's VAWA regulations). VAWA 2022 amendments took effect on October 1, 2022 and 2022 VAWA's reauthorization includes new implementation requirements. Grantees, subrecipients and developers shall ensure compliance with all requirements of VAWA including but not limited to: (a) Assure domestic violence survivors are not denied assistance as an applicant, or evicted, or have assistance terminated as a tenant because applicant or tenant is or has been a victim of domestic violence; (b) Implement an emergency transfer plan allowing domestic violence survivor to move to another safe and available unit; (c) Provide protections against denial, terminations, and evictions that directly result from being a victim of domestic violence; (d) Implement a low barrier certification process and allow self-certification of domestic violence.

CERTIFICATION OF BIDDER REGARDING NONSEGREGATED FACILITIES

Project Name: _____

Name of Bidder: _____

The above-named Bidder hereby certifies that:

I do not maintain or provide for my employees any segregated facilities at any of my establishments, and that I do not permit my employees to perform their services at any location, under my control, where segregated facilities are maintained. As used in this certification, the term "segregated facilities" means any waiting rooms, work areas, rest rooms, wash rooms, restaurants and other eating areas, time clocks, locker rooms or other dressing areas, parking lots, drinking fountains, recreation or entertainment areas, transportation, and housing facilities provided for employees which are segregated by explicit directive or are in fact segregated on the basis of race, color, religion, national origin, or because of habits, local customs, or otherwise.

I further agree to obtain identical certifications from all proposed subcontractors prior to the award of subcontracts exceeding $10,000.

Signature: _____

Name (Print): _____

Title: _____

Date: _____

HWS HOUSING AND WORKFORCE SOLUTIONS
ENGAGE. ENCOURAGE. EQUIP.

COUNTY OF RIVERSIDE'S
DEPARTMENT OF HOUSING AND WORKFORCE SOLUTIONS
SECTION 3 PROGRAM
OVERVIEW AND REQUIREMENTS

The work to be performed under this contract is subject to the requirements of section 3 of the Housing and Urban Development Act of 1968, as amended, 12 U.S.C. 1701u (section 3). The purpose of section 3 is to ensure that employment and other economic opportunities generated by HUD assistance or HUD-assisted projects covered by section 3, shall, to the greatest extent feasible, be directed to low- and very low-income persons, particularly persons who are recipients of HUD assistance for housing or residents of the community in which Federal assistance is spent.

APPLICABILITY

- Recipients and sub-recipients of Section 3 covered assistance, including contractors and subcontractors that perform work on Section 3 covered contracts/projects, are required to comply with Section 3 requirements.
- Section 3 requirements do not apply to contractors who furnish only materials or supplies and do not undertake the installation of the materials or supplies.

SECTION 3 GOALS

Contracts over $200,000 trigger Section 3. When triggered, best efforts must be made to extend Section 3 opportunities to verified Section 3 residents and business concerns to meet these safe harbor benchmarks:

1. Twenty-five percent (25%) of the total hours on a Section 3 project must be worked by Section 3 workers; and
2. Five percent (5%) of the total hours on a Section 3 project must be worked by Targeted Section 3 workers.

Contractors and subcontractors must make their best efforts to provide employment and training opportunities to Section 3 Workers and document such efforts to realize the Section 3 benchmarks. Contractors and subcontractors will be considered to have complied with Section 3, if they meet or exceed the Section 3 benchmarks, or certify that they have followed the prioritization of efforts in 24 CFR 75.9 and 24 CFR 75.19.

SECTION 3 REQUIREMENTS FOR BIDDERS/PROPOSERS

Section 3 Project Implementation Plan

I. Submittal of Section 3 Implementation Plan:
Bidder/Proposer AND its first-tier subcontractors are to submit a completed Section 3 Implementation Plan in bid. **A "non-responsive" determination may be made due to non-submittal.**

II. Submittal of Supporting Documentation:
Bidder/Proposer AND its first-tier subcontractors whose Utilization Plans indicate no subcontract awards to certified Section 3 Business Concerns will be required to submit, upon request by HWS supporting documentation for review and approval verifying efforts to outreach to and award subcontracts to Section 3 Business Concerns. ***A "non-responsive" determination shall be made due to a lack of documented outreach to Section 3 Business Concerns by the Bidder/Proposer.***

Bidder/Proposer may be deemed "non-responsive" if Implementation Plan indicates the following: (1) Existing employees do not meet the definition of a Section 3 Worker; and (2) Bidder/Proposer does not agree to make a documented good faith effort to hire Section 3 Workers (when there is a need to hire new employees).

SECTION 3 REQUIREMENTS FOR AWARDEES

Section 3 Contract Language

All Section 3 covered contracts and subcontracts shall include the following language:

I. The work to be performed under this contract is subject to the requirements of Section 3 of the Housing and Urban Development Act of 1968, as amended, 12 USC.1701u (Section 3). The purpose of Section 3 is to ensure that employment and other economic opportunities generated by HUD assistance, or HUD-assisted projects covered by Section 3, shall to the greatest extent feasible be directed to low and very low-income persons, particularly persons who are recipients of HUD assistance for housing.

II. The parties to this contract agree to comply with HUD's regulations in 24 CFR part 75, which implement Section 3. As evidenced by their execution of this contract, the parties to this contract certify that they are under no contractual or other impediment that would prevent them from complying with the part 75 regulations.

III. The contractor agrees to send to each labor organization or representative of workers with which the contractor has a collective bargaining agreement or other understanding, if any, a notice advising the labor organization or workers' representative of the contractor's commitments under this Section 3 Clause and will post copies of the notice in conspicuous places at the work site where both employees and applicants for training and employment positions can see the notice. The notice shall describe the Section 3 preference, shall set forth minimum number and job titles subject to hire, availability of apprenticeship and training positions, the qualifications for each; the name and location of the person(s) taking applications for each of the positions; and the anticipated date the work shall begin.

IV. The contractor agrees to include this Section 3 Clause in every subcontract subject to compliance with regulations in 24 CFR part 75, and agrees to take appropriate actions, as provided in an applicable provision of the subcontract or in this Section 3 Clause, upon a finding that the subcontractor is in violation of the regulations in 24 CFR part 75. The contractor will not subcontract with any subcontractor where the contractor has notice or knowledge that the subcontractor has been found in violation of the regulations in 24 CFR part 75.

V. The contractor will certify that any vacant employment positions, including training positions, that are filled (1) after the contractor is selected but before the contract is executed, and (2) with persons other than those to whom the regulations of 24 CFR part 75 require employment opportunities to be directed, were not filled to circumvent the contractor's obligations under 24 CFR part 75.

VI. Noncompliance with HUD's regulations in 24 CFR part 75 may result in sanctions, termination of this contract for default, and debarment or suspension from future HUD assisted contracts.

VII. With respect to work performed in connection with Section 3 covered Indian housing assistance, section 7(b) of the Indian Self-Determination and Education Assistance Act (25 USC 450e) also applies to the work to be performed under this contract. Section 7(b) requires that to the greatest extent feasible (i) preference and opportunities for training and employment shall be given to Indians and (ii) preference in the award of contracts and subcontracts shall be given to Indian organizations and Indian-owned Economic Enterprises. Parties to this contract that are subject to the provisions of Section 3 and section 7(b) agree to comply with Section 3 to the maximum extent feasible, but not in derogation of compliance with section 7(b).

Section 3 Quarterly Labor Hours Report

Contractors and subcontractors are to make good faith assessments of employees' labor hours on Section 3 covered contracts/projects for the following:

- Total labor hours worked by all employees (excludes the total labor hours from professional services)
- Total labor hours worked by Section 3 Workers
- Total labor hours worked by Targeted Section 3 Workers

Contractors and subcontractors are to report their good faith assessments of labor hours on the Section 3 Quarterly Labor Hours Report. Exception: Contractors and subcontractors whose contracts are subject to prevailing wage laws are to submit their weekly certified payroll reports, instead of the Section 3 Quarterly Labor Hours Report.

Compliance Monitoring

Section 3 compliance monitoring will be performed by HWS Section 3/EOC Unit. **Contractors and subcontractors who submitted approved Utilization Plans shall maintain their approved percentages of Section 3 participation throughout the term of the contract/project. Contractors and/or subcontractors whose Utilization Plans projected no new hires must, to the greatest extent feasible, hire certified Section 3 Workers or Targeted Section 3 Workers, when the need to hire occurs**.

FREQUENCY OF MONITORING				
Contract Description	**Contract Award/ Negotiation**	**Monthly**	**Quarterly**	**Completion**
Construction and Maintenance (subject to prevailing wage)	X	X		X
Non-Construction (<3 months' performance)	X			X
Non-Construction (>3 months' performance)	X		X	X

Noncompliance with HUD's regulations in 24CFR75 may result in sanctions, termination of contract for default, and debarment or suspension from future HUD-assisted contracts.

Section 3 Project Implementation Plan

General Submittal Instructions:

Bidder/Proposer AND its first-tier subcontractors are to submit a completed Section 3 Implementation Plan(s) in bid. **If not, A "non-responsive" determination may be made due to non-submittal.**

Project Information:

Project Name:	Bid/Solicitation #:

☐Contractor ☐ Subcontractor Information

Company Name:	Address:
Authorized Representative:	Title:
Phone:	Email:
Proposed Dollar Value of Contract or Subcontract:	
List if ELBE, DBE, DVBE, MBE, SB, SLBE or WBE (or "N/A" if non-applicable):	

Section 3 Requirements

Employment and Training

To the greatest extent feasible, employment and training opportunities arising in connection with Section 3 projects shall be provided to Section 3 workers within the County of Riverside. Where feasible, priority for employment and training will be given to:

1. Section 3 workers residing within the service area or neighborhood of the project, and
2. Participants in YouthBuild programs.

Contracting

To the greatest extent feasible, work contracts awarded in connection with Section 3 projects shall be provided to business concerns that provide economic opportunities to Section 3 workers residing within the County of Riverside. Where feasible, priority for contracting opportunities will be given to:

1. Section 3 business concerns that provide economic opportunities to Section 3 workers residing within the service area or the neighborhood of the project, and
2. YouthBuild programs.

Compliance Benchmarks

To demonstrate compliance with Section 3, contractors are required to follow the prioritization of effort outlined above and meet or exceed the following safe harbor benchmarks:

1. 25 percent or more of the total number of labor hours worked by all workers on the project shall be performed by Section 3 workers, and
2. 5 percent or more of the total number of labor hours worked by all workers on the project shall be performed by Targeted Section 3 workers.

Definitions

- **Section 3 worker**: Any worker who currently fits or when hired within the past three years fits at least one of the following categories, as documented:
  - (1) The worker's income for the previous or annualized calendar year is below the income limit established by HUD (see Income Limits table below).
  - (2) The worker is employed by a Section 3 business concern.

(3) The worker is a YouthBuild participant.

- **Targeted Section 3 worker:** A Section 3 worker who is:
  (1) A worker employed by a Section 3 business concern; or
  (2) A worker who currently fits or when hired within the past three years fit at least one of the following categories, as documented:
    (i) Living within the service area or the neighborhood of the project; or
    (ii) A YouthBuild participant.
- **Service area or the neighborhood of the project:** An area within one mile of the Section 3 project or, if fewer than 5,000 people live within one mile of a Section 3 project, within a circle centered on the Section 3 project that is sufficient to encompass a population of 5,000 people according to the most recent U.S. Census.

HUD Income Limits

The table below shows the income limits set by HUD that determine eligibility for certain programs, including Section 3. HUD develops income limits based on Area Median Income (AMI) estimates and Fair Market Rent (FMR) area definitions. For more information, please see the HUD Income Limits Documentation System online at www.huduser.gov/portal/datasets/il.html.

Riverside County, CA MSA

Fiscal Year	2024	2023	2022
Low-income (80% AMI)	**$57,400**	**$52,000**	**49,300**

1. **Does your business qualify as a Section 3 business concern?**
   ☐ **YES** ☐ **NO**

If you answered YES, complete the attached Section 3 Business Concern Form (Pg. 6), and submit with this Plan.

A **Section 3 business concern** is a business that satisfies **at least one** of the following criteria, as documented within the last six-month period:

a. The business is at least 51% owned and controlled by low- or very low-income persons;

b. The business is at least 51% owned and controlled by residents who currently live in public housing or Section 8-assisted housing; or

c. Over 75% of the labor hours performed for the business over the prior three-month period were performed by Section 3 workers – i.e., workers who currently are, or when hired within the past three years were:
   (i) low-income persons or
   (ii) YouthBuild participants.

2. **Do you have current employees whose annual income is below the income limit? See HUD Income Limits table.** ☐ **YES** ☐ **NO**

   If "YES," prior to contract execution, the names of qualifying employees shall be provided to HWS.

3. **Do you plan to hire new employees to perform on or support the contract, if awarded the contract?** ☐ **YES** ☐ **NO**

   If "YES," at a minimum, you must contact the HWS Section 3 Unit at HWS-Section3@rivco.org to obtain examples of qualitative efforts to create employment.

Section 3 Project Implementation Plan

4. **Do you agree that when there is a need to hire new employees, a documented good faith effort shall be made to hire Section 3 Workers?** ☐ **YES** ☐ **NO**

   Implementation Plans that indicate a "No" response for question #4 may be deemed "non-responsive."

5. **How many workers are needed to complete the project?**

   Please list the job classifications and number of workers your company will need to complete the contract work. Attach additional sheets if necessary.

Job classification (Office/Clerical, Manager, Engineer, Technician, Supervisor/Foreman, Electrician, Plumber, Laborer, Trainee, Security, etc.)	**Total estimated number of workers needed**	**Number of workers in current workforce**	**Estimated number of additional workers needed**

Section 3 Project Implementation Plan

8. Will you be using subcontractors on this project? NO ☐ YES ☐

If "Yes", Bidder/Proposer is required, to the greatest extent feasible, to outreach to and award subcontracts to Section 3 Business Concerns. AT A MINIMUM, YOU MUST, CONTACT THE HWS SECTION 3/EOC UNIT AT HWS-section3@rivco.org OR GO TO https://rivcohws.org/overview-section-3-requirements TO OBTAIN "Examples of Efforts to Create Employment and Contracting Opportunities."

Section 3 Business Concerns **must complete** the Section 3 Business Concern Form and **must be** certified by HWS. For ELBE, SLBE, SB, DBE, MBE, WBE or DVBE firms, please attach a copy of their certification(s). **List ALL** proposed subcontractors (including subconsultants) for this project on the table below.

Business name	Scope of work (trade or service description)	Section 3 business? Yes / No	Estimated contract value
			$
			$
			$
			$
			$
			$
			$
			$
			$
			$
			$
			$
			$

4. Do you commit to engage in good faith efforts to meet or exceed the Section 3 Benchmarks?
☐ YES ☐ NO

Such qualitative efforts may include, but are not limited to:

- Applicant Outreach –
  - Engage in outreach efforts to generate job applicants who are Targeted Section 3 workers, including posting job openings at the job site, HUD Opportunity Portal, social media pages, and other platforms.
  - Clearly indicate Section 3 eligibility on all job postings, notifications, and advertisements with

the following statement: "This is a Section 3 eligible job opportunity. We encourage applications from individuals that are low-income, live in public housing, and/or receive a Section 8 voucher."

- Include the Section 3 Worker Self-Certification form in all job postings.

- One-Stop / YouthBuild Outreach – Engage in outreach or referrals with local YouthBuild programs, or other community organizations to assist with training and recruiting Section 3 and Targeted Section 3 workers.
- Training and Apprenticeship – Provide training or apprenticeship opportunities.
- Job Fairs – Hold one or more job fairs or sponsor a job informational meeting in the project area.
- Business Concern Outreach –
  - Engage in outreach efforts to identify and secure bids from Section 3 businesses by advertising notices of contracting opportunities and related information in local community papers.
  - Provide written notice to all known Section 3 business concerns, with sufficient time for interested businesses to respond to bid invitations.
  - Send notice of contracting opportunities to local community development organizations, business development organizations, or minority contracting associations.
  - State clearly in all notices that the contracting opportunity is Section 3 eligible and include a copy of the Section 3 Business Concern Certification form.
- Competition Assistance – Provide technical assistance to help Section 3 business concerns understand and bid on contracts.
- Contract Sizing – Size, split, or divide contracts into smaller jobs to facilitate participation by Section 3 business concerns, particularly where economies of scale or efficiency of delivery are not factors. [2 CFR 200.321(b)(3)]
- Bidder Viability Support – Provide bonding assistance, guaranties, or other efforts to support viable bids from Section 3 business concerns.
- Business Registries – Promote the use of business registries designed to create opportunities for disadvantaged and small businesses.

Additional activities and efforts aimed at increasing economic opportunities for Section 3 workers and businesses may include, but are not limited to:

- Employment Assistance – Provide technical assistance to help Section 3 workers compete for jobs, or connect them with assistance in seeking employment, including resume assistance, interview preparation, coaching, or job placement services.
- Work Readiness and Retention – Provide or refer Section 3 workers to services supporting work readiness and retention, such as interview clothing, licensing or testing fees, transportation, or childcare.
- Financial Literacy – Help Section 3 workers obtain financial literacy training or coaching.
- Education Assistance – Assist Section 3 workers to apply for or attend community college, four-year educational institution, or vocational/technical training.

5. Do you commit to prioritize your efforts in hiring, training, and contracting as required by the Section 3 regulations and outlined on page 1 of this Plan? ☐ **YES** ☐ **NO**

HWS HOUSING AND WORKFORCE SOLUTIONS
ENGAGE. ENCOURAGE. EQUIP.

SECTION 3 BUSINESS CONCERN FORM

Please complete this form to determine if your business may qualify as a Section 3 Business. Businesses that qualify will be contacted by HWS Section 3 Coordinator to complete a Section 3 Business Application and asked to provide additional documentation to verify their status as a Section 3 Business.

What is Section 3?

Section 3 is a provision of the Housing and Urban Development Act of 1968 (24 CFR Part 75) that requires recipients of certain HUD financial assistance, to the greatest extent possible, to provide job training, employment, and contract opportunities for low- or very low-income residents in connection with projects and activities in their neighborhood.

A business can qualify as Section 3 if it meets one of the following criteria:

A. It is at least 51% owned and controlled by low- or very low-income persons;
B. Over 75% of the labor hours performed for the business over the past three-month period were performed by workers who met at least one of the criteria below; or
C. It is at least 51% owned and controlled by current public housing residents or residents who currently live in Section 8-assisted housing.

Workers must meet one of the following criteria for a business to qualify as Section 3 under item B above:

- Reside within one mile of the Section 3 project (or, if fewer than 5,000 people live within one mile of the Section 3 project, within a circle centered on the Section 3 project that is sufficient to encompass a population of 5,000 people according to the most recent U.S. Census);
- Be a HUD YouthBuild participant; or
- Income for the previous or annualized calendar year is below 80% of the current area median income for the area in which the worker resides. (Use the worker's annual gross income based on AMI for a single-person household.) HUD income limits can be found at https://www.huduser.gov/portal/datasets/il.html.)

Company Name:		
Contact Person:		
Address:		
City:	State:	Zip:
Phone:	Email:	

☐ I have reviewed the above information and my business **MAY QUALIFY** as a Section 3 Business. Please contact me about completing an application and certification.

_____ _____

Signature of Business Owner Date

Certification for Section 3 Compliance

(Required for Bidder and all Subcontractors)

Project Information:

Project Name:	Bid/Solicitation #:

Contractor/Subcontractor Information:

Company Name:	Address:
Authorized Representative:	Title:
Phone:	Email:

I. By completing and signing this form, I agree to comply with all applicable requirements of Section 3 of the Housing and Urban Development Act of 1968 (24 CFR Part 75) and HWS' Section 3 requirements.

INITIAL HERE_____

II. I understand that "to the greatest extent feasible," work contracts awarded in connection with Section 3 projects shall be provided to business concerns that provide economic opportunities to Section 3 workers following the prioritization efforts outlined in Section 3 regulation.

INITIAL HERE_____

III. I understand that in the event any new employment opportunities are created as a result of this CDBG-funded project then "to the greatest extent feasible" employment and training opportunities shall be provided to Section 3 workers following the prioritization efforts outlined in Section 3 regulation.

INITIAL HERE_____

IV. I understand the safe harbor benchmarks for Section 3 compliance and that if these benchmarks are not met the contractor will be required to report on the qualitative efforts made to meet the benchmarks.

INITIAL HERE_____

V. I understand that I will be required to make good faith assessments of employee labor hours on Section 3 covered projects and submit quarterly and final Section 3 reports and supporting documentation.

INITIAL HERE_____

VI. I understand that any and all sub-contracts and sub-tier agreements resulting from this CDBG-funded project are also subject to Section 3 compliance and that it will be the General/Prime Contractor's responsibility to ensure compliance from all subcontractors.

INITIAL HERE_____

VII. I understand that noncompliance with HUD's regulations in 24 CFR Part 75 may result in sanctions, termination of contract for default, and debarment or suspension from future HUD-assisted contracts.

INITIAL HERE_____

I declare that all statements contained in this form and any accompanying documents are true and correct and made with full knowledge that all statements given are subject to investigation and that any false or dishonest answer to any question may be grounds for denial or revocation of funding or other penalties as prescribedunder 18 U.S. Code § 1001.

_____
Name of President or Authorized Officer

_____
Company Name

_____
Signature and Title

_____
Date

BIDDER CERTIFICATION ON FEDERAL CONTRACT REQUIREMENTS

Project Name: _____ Bid/Solicitation #: _____

CERTIFICATION:

I hereby certify that I have reviewed and understand the diversified Federal construction contract-related requirements imposed on the Contractor(s) of HUD-funded construction projects, including but not limited to the following:

1. The subject project is being financed with Community Development Block Grant funds (*24 CFR Part 570*); and

2. This project and all related construction contracts are subject to the U.S. Department of Housing and Urban Development's Federal Labor Standards Provisions (HUD 4010 – revised 10/2023); and

3. This project is subject to all applicable laws and regulations as listed in the General Summary of these Special Federal Provisions; and

4. If my bid is $200,000 or more, this project and all related contracts will be subject to Section 3 requirements (12 U.S.C.1701u); and

5. If the project is $250,000 or more, this project and all related contracts will be subject to comply with the requirements of the Build America, Buy America (BABA) Act (41 USC 8301).

CONTRACTOR'S NAME:_____

CONTRACTOR'S LICENSE NO.: _____

ADDRESS:_____

AUTHORIZED REPRESENTATIVE: _____ (Print Name)

SIGNATURE: _____

DATE: _____

QUESTIONNAIRE REGARDING BIDDERS

Bidder has been engaged in the contracting business under the present name of

_____, since _____(Date).

Present business address is: _____

Federal Tax ID: _____ **Amount of Bid**

$_____

California Contractor's License No.: _____ **Expiration Date**:

_____

UEI Number: _____ or **CAGE Code**:

_____

Because this project is Federally funded, it is necessary to obtain information concerning minority and other group participation for statistical purposes. The U.S. Department of Housing and Urban Development (HUD) uses this information to determine the degree to which its programs are being utilized by minority business enterprises and targeted group contractors.

A minority enterprise is defined by the Federal Government as a business that is fifty-one percent (51%) or more "minority-owned". Please check the applicable box concerning the ownership of your business:

- ❑ American Indian or Native Alaskan
- ❑ Asian or Pacific Islander/Native Hawaiian
- ❑ Black/African American
- ❑ Hispanic
- ❑ White
- ❑ Hasidic Jews
- ❑ Other _____

A woman-owned enterprise is defined by the Federal Government as a business that is fifty-one percent (51%) or more woman-owned. Please check applicable box concerning the ownership of your business:

☐ Woman/Female owned ☐ Male owned

A Section 3 Contractor or Subcontractor is a business concern that is more than fifty-one percent (51%) owned by a low or very low-income person, or over 75 percent of the labor hours performed for the business over the prior three-month period are performed by Section 3 workers. Please check the applicable box concerning the ownership of your business:

☐ Section 3 Business concern ☐ Non-Section 3 Business concern

The United States Department of Housing and Urban Development (HUD) is authorized to solicit the information requested in this form by virtue of *Title 12, United States Code, Section 1701 et seq.*, and other regulations. It will not be disclosed or released outside of HUD without your consent, except as required or permitted by law.

LIST OF SUBCONTRACTORS

SUBCONTRACTOR	FED. I.D.#	AMOUNT	ADDRESS/PHONE NO.

SUPPLIERS

NAME OF SUPPLIER	ADDRESS/PHONE NO.	CONTRACT AMOUNT

This form is to be completed and submitted with the bid package.

POST CONTRACT AWARD FORMS

EXHIBIT PA-1

PERFORMANCE BOND

Recitals: 1. _____
(Contractor)

has entered into an Agreement dated_____ with _____

_____ for construction of public work known as

_____
(Project)

2. _____ , a

_____corporation (Surety), is the Surety under this Bond Agreement:

We, Contractor, as Principal, and Surety, jointly and severally agree, state, and are bound unto Owner, as obligee, as follows:

1. The amount of the obligation of this Bond is 100% of the estimated contract price for the project of $ _____ and insures to the benefit of Owner.

2. This Bond is exonerated by Contractor doing all things to be kept and performed by it in strict conformance with the Contract Documents for the Project, otherwise it remains in full force and effect for the recovery of loss, damage and expense of Owner resulting from failure of Contractor to so act. All of said Contract documents are incorporated herein.

3. This obligation is binding on our successors and assigns.

4. For value received. Surety stipulates and agrees that no change, time extension, prepayment to Contractor, alteration or addition to the terms and requirements of the Contract Document or the work to be performed thereunder shall affect its obligations hereunder and waives notice as to such matters, <u>except</u> the total contract price cannot be increased by more than 10% without approval of Surety.

THIS BOND is executed as of _____
Date

By _____ By _____

By _____ Type Name _____
Its Attorney in Fact "Surety"

Title _____
Contractor

Note: This Bond must be executed by both parties with corporate seal affected. All signatures must be acknowledged. (Attach acknowledgments)

PAYMENT BOND

(Public Work - Civil Code 3247 et seq.)

The makers of this Bond are _____ as

Principal and Original Contractor and_____ , a

corporation, authorized to issue Surety Bonds in California, as Surety, and this Bond is issued in

conjunction with that certain public works contract dated _____

between Principal and _____ a

public entity, as Owner; for the BOND is one hundred percent (100%) of said sum. Said contract is

for public work generally consisting of_____

The beneficiaries of this Bond are as stated in 3248 of Civil Code and the requirements and conditions of this Bond are as is set forth in 3248, 3249, 3250 and 3252 of said Code. Without notice, Surety consents to extension of time for performance, change in requirements, amount of compensation, prepayment under said contract

Dated _____ _____

Original Contractor - Principal

_____ By _____

Surety

By _____ Title _____

(If corporation - affix seal)

(Corporate Seal)

STATE OF CALIFORNIA

COUNTY OF _____) SS SURETY'S ACKNOWLEDGMENT

On _____ before me personally appeared_____

known to me to be the person whose name is subscribed to the within the instrument as attorney in

fact of_____ , a corporation, and acknowledged that he

subscribed the name of said corporation thereto, and his own name is its attorney in fact.

_____

Notary Public (Seal)

Riverside County Counsel

Approved Form 1-9-74

SUBCONTRACTOR QUESTIONNAIRE

Subcontractor has been engaged in the contracting business under the present name of:

_____ _____, since

_____ (Date).

Present business address is: _____

Federal Tax ID: _____ **Amount of Subcontract $**_____

State of California Contractor's License No.: _____

Expiration Date: _____

Because this project is Federally funded, it is necessary to obtain information concerning minority and other group participation for statistical purposes. The U.S. Department of Housing and Urban Development (HUD) uses this information to determine the degree to which its programs are being utilized by minority business enterprises and targeted group contractors.

A minority enterprise is defined by the Federal Government as a business that is fifty-one percent (51%) or more "minority-owned". Please check the applicable box concerning the ownership of your business:

- ❑ American Indian or Native Alaskan
- ❑ Asian or Pacific Islander/Native Hawaiian
- ❑ Black/African American
- ❑ Hispanic
- ❑ White
- ❑ Hasidic Jews
- ❑ Other _____

A woman-owned enterprise is defined by the Federal Government as a business that is fifty-one percent (51%) or more woman-owned. Please check the applicable box concerning the ownership of your business:

☐ Woman/Female owned ☐ Male owned

A Section 3 Contractor or Subcontractor is a business concern that is more than fifty-one percent (51%) owned by a low or very low-income person, or a business concern that over 75 percent of the labor hours performed for the business over the prior three-month period are performed by Section 3 workers. Please check the applicable box concerning the ownership of your business:

☐ Section 3 Business concern ☐ Non-Section 3 Business concern

The United States Department of Housing and Urban Development (HUD) is authorized to solicit the information requested in this form by virtue of *Title 12, United States Code, Section 1701 et seq*., and other regulations. It will not be disclosed or released outside of HUD without your consent, except as required or permitted by law.

EXHIBIT PA-3 (Cumulative)

HWS Use Only

Project Name: _____

File #_____

DEPARTMENT OF HOUSING & WORKFORCE SOLUTIONS

CDBG / ESG / HOME PROGRAMS
Contractor / Sub-Contractor Questionnaire

Note: The information requested is used to compile data required by HUD for Federally funded projects. The information is used by HUD to monitor and evaluate Minority Business Enterprise activities against the total program activity and the designated minority business enterprise (MBE) goals.

Privacy Act Notice = The United States Department of Housing and Urban Development, Federal Housing Administration, is authorized to solicit the information requested in this form by virtue of Title 12, United States Code, Section 1701 et seq., and regulation. It will not be disclosed or released outside the United States Department of Housing and Urban Development without your consent, except as required or permitted by law.

Amount of Contract or Subcontract	Contractor or Subcontractor Business Racial / Ethnic (see below)	Type of Business 1-9	Woman Owned Business (Y or N)	Prime Contractor Identification (ID) Number	Subcontractor Identification (ID) Number	Sec. 3 (Y or N)	Contact Person	Contractor / Subcontractor Name and Address		
								Name State	Street	City

Racial / Ethnic Codes:

1 = White Americans
2 = Black Americans
3 = Native Americans
4 = Hispanic Americans
5 = Asian / Pacific Americans
6 = Hasidic Jews

Type of Business / Trade Codes

1 = New Construction
2 = Substantial Rehab
3 = Repair
4 = Repair
5 = Project Management
6 = Professional
7 = Tenant Services
8 = Education Training
9 = Arch / Eng Appraisal
0 = Other

Section 3: Yes / No

A Section 3 Contractor or subcontractor is a business concern that provides economic opportunities to low and very low-income residents of the metropolitan area (or non-metropolitan county), including a business concern that is 51 percent or more owned by low-income residents.

PRINT NAME: _____

SIGNATURE: _____

DATE: _____

CERTIFICATION OF SUBCONTRACTOR REGARDING NONSEGREGATED FACILITIES

Project Name: _____

Name of Subcontractor: _____

Name of General Contractor: _____

The above-named Subcontractor hereby certifies that:

I do not maintain or provide for my employees any segregated facilities at any of my establishments, and that I do not permit my employees to perform their services at any location, under my control, where segregated facilities are maintained. As used in this certification, the term "segregated facilities" means any waiting rooms, work areas, rest rooms, wash rooms, restaurants, and other eating areas, time clocks, locker rooms or other dressing areas, parking lots, drinking fountains, recreation or entertainment areas, transportation, and housing facilities provided for employees which are segregated by explicit directive or are in fact segregated on the basis of race, color, religion, national origin, or because of habits, local customs, or otherwise.

Signature: _____

Name (Print): _____

Title: _____

Date: _____

HWS HOUSING AND WORKFORCE SOLUTIONS
ENGAGE. ENCOURAGE. EQUIP.

EXHIBIT PA-5

SECTION 3
LIST OF PERMANENT EMPLOYEES

This form is required for all Section 3-triggered projects (over $200,000) and must be submitted prior to contract execution and again with the final Section 3 compliance report.

Project Name	Today's Date

Please list all current permanent employees (both full and part-time) employed by your company (or local/regional office), as well as employees of all subcontractors working on this project. Use additional sheets as necessary. A computer-generated employee registry can be provided in lieu of this form if it includes the worker's name, employer and job category and indicates Section 3/targeted Section 3 status.

No.	**Name of Worker** (Identifying by worker name or worker identification number is appropriate.)	**Employer** (Indicate if the worker is employed by general/prime contractor or identify applicable subcontractor.)	Job Category/Trade	Section 3 Worker (Y/N)	Targeted Section 3 Worker (Y/N)
1					
2					
3					
4					
5					
6					
7					
8					
9					
10					
11					
12					
13					
14					
15					
16					
17					
18					
19					
20					
21					
22					
23					
24					
25					

Section 3 Worker Employer Certification

Contractors on Section 3 projects must submit this form for each employee reported as a Section 3 worker or Targeted Section 3 worker, as defined in 24 CFR 75.5.

Section 3 Worker Name:	Address:
Position/Job Title:	Project:
Employer Name:	Authorized Representative Name and Title:
Employer Phone #:	Employer Email:

Section 3 Eligibility:

1. Does this employee qualify as a Section 3 worker per 24 CFR 75.5? ☐ **YES** ☐ **NO**

Section 3 worker means any worker who currently fits, or when hired within the past three years fit, at least one of the following criteria, as documented (check all that apply):

- ☐ The worker's income for the previous or annualized calendar year is below the limit established by HUD (see below, or refer to www.huduser.gov/portal/datasets/il.html).
- ☐ The worker is employed by a Section 3 business concern.
- ☐ The worker is a YouthBuild participant.

HUD Income Limits

Riverside County, CA MSA

Fiscal Year	2024	2023	2022
Low-income (80% AMI)	**$57,400**	**$52,000**	**49,300**

2. Does this employee qualify as a Targeted Section 3 worker per 24 CFR 75.21? ☐ **YES** ☐ **NO**

A Targeted Section 3 worker for housing and community development financial assistance means a Section 3 worker who is (check all that apply):

- ☐ A worker employed by a Section 3 business concern; or
- ☐ A worker who currently fits or when hired fit at least one of the following categories, as documented within the past three years:
- ☐ Living within the service area or neighborhood of the project, as defined in 24 CFR Part 75.5; or
- ☐ A YouthBuild participant. (If checked, attach a copy of the employee's self-certification.)

HWS reserves the right to request additional documentation at any time to verify the information provided on this form.

Certification:

By submitting this form, I hereby certify under penalty of perjury that the information provided above is true and correct, and that I am authorized on behalf of the company to make this certification. I agree to provide documentation verifying the employee's Section 3 eligibility to HWS if requested.

Authorized Representative: _____ **Title:** _____

Signature: _____ **Date:** _____

DOCUMENTATION OF QUALITATIVE EFFORTS

This form is required for all Section 3-triggered projects (over $200,000) and must be submitted prior to contract execution. Please fill out this form completely. Attach additional pages if needed.

Project Name	Today's Date

1. Describe all efforts made to direct the employment and other economic opportunities generated by HUD financial assistance for housing and community development programs, to the greatest extent feasible, to Section 3 workers. Attach additional pages if needed.

   Attach supporting documentation such as:
   - Copies of all publications, notices, pictures of posted notices, and other outreach materials.
   - List of all Section 3 workers that responded to your responded to your outreach efforts (e.g., submitted job applications, phone logs, etc.); were any of them hired? If not, please explain why.

2. Describe all efforts made to notify Section 3 businesses of any subcontracting opportunities generated by HUD financial assistance for this project, to the greatest extent feasible. Attach additional pages if needed.

   Attach supporting documentation such as:
   - List of Section 3 business included in solicitation and documentation of efforts (emails, letters, phone, logs, etc.).
   - List of Section 3 businesses that responded to your solicitation and/or outreach efforts; were any ofthem hired? If not, please explain why.
   - Copies of all publications, notices, pictures of posted notices, and any other outreach material utilized.

DOCUMENTATION OF QUALITATIVE EFFORTS

HWS HOUSING AND WORKFORCE SOLUTIONS
ENGAGE. ENCOURAGE. EQUIP.

3. Describe all additional qualitative efforts made to comply with Section 3 requirements. See below for examples. Attach all applicable supporting documentation.

4. If there are employment opportunities associated with your project, include a draft of the proposed signage. Section 3 signage should be posted at the construction site. Signage must be large enough to be visible from the street. The sign must (a) identify the name of the project, (b) state the project is a HUD Section 3 Project, and (c) include the name, phone number and email address of an appropriate point of contact regarding employment opportunities.

CDBG PROJECT LABOR CLASSIFICATION AND WAGE RATE

PROJECT NAME:			**PROJECT NUMBER:**			
COMPANY NAME:			**WAGE DECISION NUMBER/MODIFICATION NUMBER:**			
WORK CLASSIFICATION	**BASIC HOURLY RATE (BHR)**	**FRINGE BENEFITS**	**TOTAL HOURLY RATE**	**LABORER FRINGE BENEFITS:**		**$**
BRICKLAYER			**$**	**GROUP #**	**BHR**	**TOTAL WAGE**
CARPENTERS			**$**			$
CEMENT MASONS			**$**			$
DRYWALL HANGERS			**$**			$
ELECTRICIANS			**$**			$
IRONWORKERS			**$**			$
PAINTERS			**$**	**OPERATORS FRINGE BENEFITS:**		**$**
PLUMBERS			**$**	**GROUP #**	**BHR**	**TOTAL WAGE**
ROOFERS			**$**			$
SHEET METAL WORKERS			**$**			$
SOFT FLOOR LAYERS			**$**			$
TILE LAYERS			**$**			$
LANDSCAPE/ IRRIGATION FITTERS			**$**	**TRUCK DRIVER FRINGE BENEFITS**		**$**
OTHER CLASSIFICATIONS				**GROUP #**	**BHR**	**TOTAL WAGE**
						$
						$
						$

ADDITIONAL CLASSIFICATIONS (HUD Form 4230-A) **(Must be approved by HUD and DOL)**

WORK CLASSIFICATION	**BASIC HOURLY RATE (BHR)**	**FRINGE BENEFITS**	**TOTAL HOURLY RATE**	**DATE OF HUD SUBMISSION TO DOL**	**DATE OF DOL APPROVAL**

EXHIBIT VI

Noble Creek Community Center

ADA Accessibility Restrooms Project # 5.116-24

390 Oak Valley Parkway
Beaumont, Ca. 92223

COVER / NOTES
O.1 Cover Sheet
O.2 General Notes / Structural Specs

SITE
SP1.0 Overall Site Plan
SP1.1 Enlarge Site Plan

ACCESSIBILITY DETAILS
DA1.1 Accessibility Details
DA1.2 Accessibility Details
DA1.3 Accessibility Details
DA1.4 Accessibility Details
DA1.5 Accessibility Details
DA1.6 Accessibility Details

CALIFORNIA GREEN BUILDING CODE
CG1.0 California Green Building Code
CG1.1 California Green Building Code
CG1.2 California Green Building Code

ARCHITECTURAL
A1.0 Existing Floor Plan
A1.1 Demo Floor Plans / Proposed Floor Plans
A1.2 Reflected Ceiling Plans

DETAILS
D1.0 Details

ELECTRICAL
E-2.0 Electrical Power Plan

PLUMBING
P-1.0 Plumbing General Notes Calculation
P-2.0 Plumbing Floor Plans

SHEET INDEX

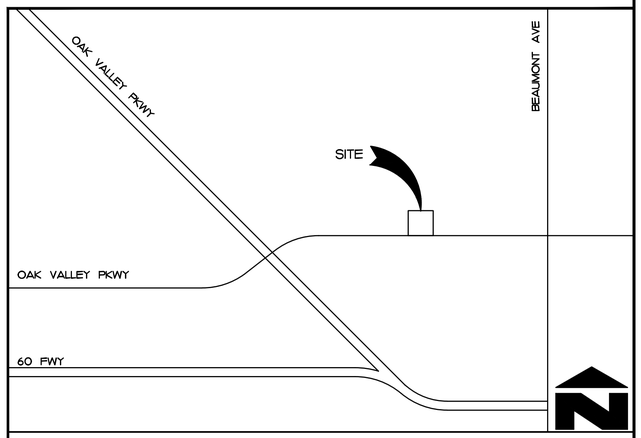

VICINITY MAP

OWNER
Beaumont-Cherry Valley Recreation & Park District
390 Oak Valley Parkway
Phone: 951-845-9555
Contact: Mickey Valdivia, General Manager
Email: mickey@bcvparks.com

CIVIL ENGINEER
Land Engineering Consultants
PO Box 541
Calimesa, Ca. 92320
Phone: 909-754-0208
Contact: Dan Haskins, Principal
Email: dan@lecincorporated.com

STRUCTURAL ENGINEER/ARCHITECT
Richard Herman, Structural Engineer
4854 Main Street
Yorba Linda CA 92886
714-803-1073
Contact: Rich Herman
rherman@rhermanse.com

PLUMBING & ELECTRICAL
GMEP Engineers
26439 Rancho Pkwy S. Ste #120
Lake Forest, Ca. 92630
Phone: 949-267-9095 x 203
Contact: Jenniferd Dang
Email: JenniferD@gmepe.com

PROJECT REPRESENTATIVES

DEVELOPMENT SUMMARY

ADDRESS:	390 OAK VALLEY PARKWAY
ASSESOR'S PARCEL NO.	400-250-014
SITE SIZE:	2,625,525 S.F. (60.3 ACRES)
BUILDING AREA:	
USE (B OCC):	1,288 S.F.
USE (A3 OCC):	1,586 S.F.
TOTAL BUILDING AREA:	4920 S.F.
TYPE OF CONSTRUCTION: V-B FIRE SPRINKLERED	

OCCUPANT LOADS

OFFICE "B OCCUPANCY" (1,288 S.F. / 150) =	8.5
ASSEMBLY (1586 S.F. / 15) =	105.7
TOTAL OCCUPANCY =	115 OCCUPANTS

PROJECT DESCRIPTION

Tenant Improvement – Remodeling of restrooms and adding a secured monitored entry door to create a Vestibule entryway

HERMAN GROUP
4845 MAIN ST.
YORBA LINDA, CA. 92886
714-777-3765
rherman@rhermanse.com
https://www.rhermanse.com

CONTRACTOR:

PROJECT NAME:

Restroom remodel for:
Noble Creek Community Center
390 Oak Valley Pkwy, Beaumont, CA 92223

REVISIONS

Date	Description

SEAL / SIGNATURE

REGISTERED PROFESSIONAL ENGINEER
RICH HERMAN
No. 3255
Exp 11/27
STRUCTURAL
STATE OF CALIFORNIA

Signed 05/01/2026

The designs, drawings and/or written materials herein constitute the original and unpublished property of HERMAN GROUP. Said materials may not be reproduced, utilized or disclosed without written permission of HERMAN GROUP.

IF THIS DRAWING IS NOT 36" x 24" IT IS NOT TO SCALE

COVER

PLOT DATE:	4/30/2026
DATE:	11/14/2025
PROJECT:	25-064
SHEET:	0.1

GENERAL NOTES

PROPRIETARY NOTICE

The designs, drawings and/or written materials herein constitute the original and unpublished property of Richard Herman Structural Engineering. Said materials may not be reproduced, utilized or disclosed without written permission of Richard Herman Structural Engineering. Actions contrary to the aforementioned may constitute legal recourse.

GENERAL NOTES

1 The following notes and typical details apply to all drawings unless noted otherwise.

2 The Architect/Engineer assumes no responsibility for the completeness of plans for bid purposes prior to issuance of building permit.

3 The intent of these drawings and specifications is to include all labor, materials and services necessary for the completion of all work shown. prescribed or reasonably implied, but not limited to that explicitly indicated in the contract documents.

4 All construction and workmanship shall conform to:
2025 CALIFORNIA BUILDING CODE
2025 CALIFORNIA BUILDING CODE
2025 CALIFORNIA MECHANICAL CODE
2025 CALIFORNIA PLUMBING CODE
2025 CALIFORNIA ELECTRICAL CODE
2025 CALIFORNIA ENERGY CODES (2025 IBC, 2025 UMC, 2025PC AND 2025 NEC AS AMENDED BY THE STATE OF CALIFORNIA
2025 CALIFORNIA GREEN BUILDING CODE

5 Dimensions shown in figures take precedence over dimensions scaled from drawings. Large scale drawings take precedence over smaller scale drawings. Any discrepancy or conflict of dimensions shall be brought to the attention of the Architect/Engineer by the contractor prior to implementation.

6 Notes and details on drawings shall take precedence over these general notes.

7 Unless otherwise noted or indicated all dimensions on the plans shall be from centerline of column, face of concrete, or face of stud (for exterior walls), centerline of stud wall (for interior walls) or face of mullions.

8 The General Contractor and all subcontractors shall verify all dimensions and conditions on the job site prior to beginning of construction and report any discrepancies to the Architect/Engineer.

9 The Architect/Engineer's approval of shop drawings shall not relieve the General Contractor from responsibility for deviations from drawings or specifications unless he has (in writing) called the Architect/Engineer's attention to such deviations at the time of submission, nor shall it relieve him of responsibility for errors of any sort in the shop drawings.

10 For sizes, locations and specific details of Mechanical, Plumbing and Electrical equipment, refer to appropriate sub-contractor drawings and specifications.

CONSTRUCTION RESPONSIBILITY

1 The contractor shall have sole responsibility for site safety. Any fabricator and erector shall review the contract documents and if the structure, as shown on those documents, is in conflict with the requirements of any safety regulation, the fabricator shall notify the Structural Engineer (STB) prior to commencing shop drawing production. If the fabricator and/or erector fail to notify STB, as stated above, they shall become responsible for all costs for correcting such conflicts with the requirements of any and all safety regulations.

2 It shall be the responsibility of the contractor to locate all existing utilities whether shown hereon or not and to protect them from damage. The contractor shall bear all expense of repair or replacement in conjunction with the execution of this work.

3 The Contract Drawings and specifications represent the finished structure. Unless otherwise shown, they do not indicate the method of construction. The Contractor shall supervise and direct the work and he shall be solely responsible for all construction means, methods, techniques, sequences and procedures. Observation visits to the site by field representatives of the Architect/Engineer shall not include inspections of the protective measures or the construction procedures required for same, which are furnished by others. These support services performed by the Architect/Engineer, whether for material or work, and whether performed prior to, during, or after completion of construction are performed solely for the purpose of assisting in quality control and in achieving conformance with the Contract Drawings and Specifications, but they do not guarantee Contractor performance and shall not be construed as supervision of construction.

4 All drawings, specifications and other work product of the Architect/Engineer for this project are instruments of service for this project only and shall remain the property of the Architect/Engineer whether the project is completed or not. Reuse of any of the instruments of service of the Architect/Engineer by the Owner/Client on extensions of this project or on any project without the written permission of the Architect/Engineer shall be a the Owners/Clients own risk, and the Owner/Client agrees to defend, indemnify and hold harmless the Architect/Engineer from all claims, damages, and expenses including attorneys fees arising out of such unauthorized reuse of the Architects/Engineers instruments of service by the Owner/Client or by others acting through the Owner/Client.

5 The Contractor agrees that he shall assume sole and complete responsibility for job site conditions during the course of construction of this entire project, including safety of all persons and property; that these requirements shall apply continuously and not be limited to normal working hours; and that the Owner/Client(s), Designer(s), Architect(s), Engineer(s) and Surveyor(s) are harmless from any and all liability during the course of construction.

6 ALL trades and contractors shall review ALL sheets of these drawings as well as any shop drawings provided by others for CONFLICT WITH OR APPLIANCES TO THEIR TRADE. COSTS ARISING FROM FAILURE TO DO THIS SHALL BE BORN BY THE CONTRACTOR AT FAULT. <u>IT SHALL BE THE RESPONSIBILITY OF THE GENERAL CONTRACTOR</u> to distribute copies of drawings to the sub-contractors and see that they comply with the above (in particular: Notes and dimensions, etc. on one sheet may effect the work shown on another sheet, but may not be repeated on the other sheet. Therefore it is essential that all contractors are familiar with all sheets of all drawings).

7 The design, adequacy & safety of erection bracing, shoring, temporary supports, form etc., Is the sole responsibility of the contractor, and has not been considered by the Structural Engineer. The contractor is responsible for means and methods of construction to insure the stability of the structure prior to the application of all walls, roof & floor sheathing and finish materials. He shall provide the necessary bracing to provide stability prior to the application of the aforementioned materials. The contractor is responsible for compliance with OSHA requirements including, but not limited to, the addition of anchor bolts and/or temporary bracing to insure column stability during construction. Observation visits to the site by the Structural Engineer shall not include inspection of the above items.

SITE

1 The Contractor, at his own expense, shall keep the project area and surrounding area free from dust nuisance. The work shall be in conformance with the Air Pollution Control Standards and regulations of the State Department of Health.

2 If existing facilities are related to the work, the Contractor shall not disrupt the existing services or utilities without obtaining Owners/Clients prior approval and instructions in each case.

3 All grading operations shall be performed in conformance with the applicable provisions of the water quality standards contained in the Public Health Regulations, State Department of Health on water pollution control and water quality standards.

4 The Contractor shall furnish adequate sharing, bracing, barricades and protective measures, etc., as required to safely execute all work, and shall be fully responsible for same.

5 The Contractor, at his own expense, shall keep the project area and surrounding Construction debris and wastes shall be deposited at an appropriate site, the Contractor shall inform the Architect/Engineer of the location of disposal sites. The disposal site must also fulfill the requirements of the grading ordinances.

6 This project shall comply with CBC Section 3306. Contractor shall ensure that pedestrians are protected during construction, remodeling and demolition activities as required by CBC Section 3306 and Table 3306.1. Signs shall be provided to direct pedestrian traffic.

FINISH WORK

1 ALL REQUIRED PERMITS MUST BE OBTAINED FROM THE FIRE PREVENTION BUREAU BEFORE THE BUILDING IS OCCUPIED.

2 Unless noted otherwise, all surfaces to be painted shall receive three (3) coats.

TRADE WORK

1 The Contractor shall verify sizes and locations of all mechanical, electrical, plumbing and specialty equipment before construction of cabinets.

2 The Contractor shall insure that all under-floor rough plumbing and/or mechanical, electrical and speciality equipment installations are in place prior to placement of concrete slab floors.

3 The Contractor shall verify locations of all openings and pads required with Mechanical, Electrical, Plumbing or Specialty equipment manufacturer's data sheets and plans.

4 The Contractor shall provide and locate access panels as required after installation of mechanical ducts, plumbing and electrical work.

5 The Contractor shall provide all necessary blocking and backing framing for light fixtures, electrical units and A/C equipment.

AMERICANS WITH DISABILITIES ACT (ADA)

With specific respect to design requirements of the AMERICANS WITH DISABILITIES ACT OF 1990 (ADA) or certified state or local accessibility regulations, Owner/Client agrees to waive any action against the Design Professional, and to indemnify and defend the Design Professional against any claim arising from Design Professional's alleged failure to meet ADA design requirements prescribed. Owner/Client understands that interpretation of ADA is a legal issue and not a design issue, therefore retention of legal counsel for purposes of interposition is advisable.

CALIFORNIA ACCESSIBILITY STANDARDS

THE CALIFORNIA BUILDING CODE ACCESSIBILITY STANDARDS ARE SPECIFIED AND ILLUSTRATED ON SHEETS REFERENCED AS AC1, AC2, ETC., AND ARE NOT NECESSARILY NOTED ELSEWHERE.

The Contractor is responsible for reviewing these specifications and incorporating them into this project where applicable.

SAFETY NOTES

The contractor shall be responsible for job site safety. The following requirements are not intended to be a complete list but are additional safety requirements for the contractor. Observation visits to the site by the Architect/Engineer shall not include inspection of the following items:

1 The contract drawings and specifications represent the finished structure and do not indicate the method of construction. The design, adequacy & safety of erection bracing, shoring, temporary supports, etc., is the sole responsibility of the contractor and has not been considered by the Architect/Engineer. The contractor is responsible for the stability of the structure prior to the application of all walls, roof and floor sheathing. He shall provide the necessary bracing to provide stability prior to the application of the afore-mentioned materials.

2 An erection plan is required for most construction phases. Contractor shall determine all construction phases which require erection plans according to all applicable safety regulations. A certified copy of such erection plans shall remain on the construction site at all times.

3 Temporary loading during construction shall not overload design values. Contractor is responsible for notifying all trades of such design values.

4 The contractor shall provide attached visible plates indicating the design loads in all spaces as required by applicable safety regulations. The occupant of the building shall be responsible for keeping the actual load below the allowable limits.

5 Contractor shall determine if a CAL OSHA permit is required. If so, it shall be the contractors responsibility to obtain said permit.

6 Lack of high guardrail at building parapets, floor openings& roof openings does not meet current labor code for an occupied space. This Architect/Engineer recommends the use of guardrails at stated locations. If guardrails are not used, the owner shall accept full responsibility. In addition, the contractor shall provide clearly legible signs at these locations stating "CAUTION - NO GUARDRAIL".

7 All temporary floor and roof openings lacking guardrails shall be adequately covered and designed to resist construction traffic loads.

8 Contractor shall verify that all skylights are designed to withstand the loads specified in the California Building Code.

9 It shall be the responsibility of the contractor to locate all existing utilities whether shown hereon or not, and to protect them from damage. The contractor shall bear all expense of repair or replacement in conjunction with the execution of this work.

10 Materials used in this design may be hazardous to one's health. The contractor and owner shall accept all responsibility and shall post such warning during project occupancy.

11 The contractor, during construction, and the owner, during occupancy, shall assume all responsibility for proper roof maintenance to insure proper roof drainage

STAIRS, EXITS & OCCUPANT LOADS

1 Required Exit Doors

A Except as specially permitted by CBC Section 1005, egress doors shall be readily operable from the egress side without use of a key or special knowledge or effort. Locks and latches shall be permitted to prevent operation of doors as allowed by CBC Section 1005.

B There shall be a floor or landing on each side of a door. Such floor or landing shall be level except for exterior landings which are permitted to have a slope not to exceed 2%. Threshold at doorways shall not exceed 1/2" except dwelling units sliding doors. CBC Section 1010.1.5.

C Doors shall swing in the direction of egress travel where serving an occupant load of 50 or more persons or a group H occupancy.

D Doors serving a group H occupancy and doors serving rooms or spaces with an occupant load of 50 or more in a group A occupancy, assembly area not classified as an assembly occupancy, E, I-2 or I2.1 occupancies shall not be provided with latch or lock unless it is panic hardware or fire exit hardware per CBC Section 1010.1.10.

E Doors shall be not less than 32" clear width or the number of occupants served multiplied by 0.2" - whichever is greater. For other than H and I-2 occupancies in a fully sprinklered building the minimum door width shall be 32" or the number of occupants served multiplied by 0.15". CBC Section 1010.1.1.

2 All required exits and exit access doors shall have exit signs readily visible from any direction of egress travel per CBC Section 1011.1.

3 Corridors shall be fire rated construction in accordance with the CBC Table 1018.1. The corridor walls required to be fire rated shall comply with Section 703 for rated construction for fire partitions. A fire rating is not required for corridors in a group B occupancy when the space complies with CBC Table 10145.1 requiring only a single means of egress.

4 Dead end: When more than one exit or exit access doorway is required, exit access shall be arranged such that there are no dead ends in corridors more than 20 feet in length per CBC section 1018.4.

A In group B, E, F, M, R-1, R-2, R-2.1, R04, S and U occupancies where building is equipped throughout with an automatic sprinkler in accordance with CBC Section 903.3.1.1, the length of dead end corridors shall not exceed 50 feet.

B A dead end corridor shall not be limited in length where the length of dead end corridor is less than 2.5 times the least width of the dead end corridor per CBC Section 1018.4, Exception 3.

5 Regardless of any notes and/or dimensions shown in construction documents, doors in accessible areas shall conform to California building code and federal "Americans with disabilities act" requirements.

EXIT SIGNAGE

1 Exit sign lettering shall be at least 6" high with 3/4" wide principle strokes. Letters (other than "I") shall be minimum 2" wide and be separated by minimum 3/8".

2 Lettering shall be clearly contrasting to signage background whether internally or externally illuminated.

3 All exit signs shall be continually illuminated with a light intensity of at least 5 foot-candles.

4 Tactile exit signs shall be provided at each exit and shall comply with section 11B-703.1, 11B-703.2, 11B-703.3., and 11B-703.5. See detail 1/DA3

5 Illumination of exit signs shall be provided with emergency power source (battery pack, building emergency power system, generator, etc.) which provides minimum of 90 minutes service.

EGRESS PATH ILLUMINATION

1 The means of egress, including the exit discharge, shall be illuminated at all times the building space served by the means of egress is occupied.

2 The means of egress illumination level shall not be less than 1 footcandle at the walking surface.

3 The power supply for means of egress illumination shall normally be provided by the premises' electrical supply.

4 In the event of power supply failure, an emergency electrical system shall automatically illuminate all of the following areas:

A. Aisles and unenclosed egress stairways in rooms and spaces that require two or more means of egress.

B. Corridors, interior exit stairways and ramps and exit passageways in buildings required to have two or more exits.

C. Exterior egress components at other than their levels of exit discharge until exit discharge is accomplished for buildings required to have two or more exits.

D. Interior exit discharge elements, as permitted in section 1207.1, in buildings required to have two or more exits.

E. Exterior landings as required by section 1008.1.6 for exit discharge doorways in buildings required to have two or more exits.

F. The emergency power system shall provide power for a duration of not less than 90 minutes and shall consist of storage batteries, unit equipment or an on-site generator. The installation of the emergency power system shall be in accordance with section 2702.

5 Emergency lighting facilities shall be arranged to provide initial illumination that is at least an average of 1 footcandle and a minimum at any point of 0.1 footcandle measured along the path of egress at floor level. Illumination levels shall be permitted to decline to 0.6 footcandle average and a minimum at any point of 0.06 footcandle at the end of the emergency lighting time duration. A maximum-to-minimum illumination uniformity ration of 40 to 1 shall not be exceeded.

FIRE PROTECTION NOTES

1 All required fire hydrants shall be installed, tested and accepted prior to construction per CFC 507.6.
<u>Required fire flow = 2000 GPM @ 20 PSI</u>.

2 Provide flow test data to confirm fire hydrant flow capabilities.

3 Fire apparatus access roads shall be designed and maintained to support the imposed load of 70,000 lbs. and shall be provided with an all-weather surface. Such roads shall be installed prior to construction per CFC 503.

4 Provide an approved automatic fire sprinkler system in accordance with NFPA 13. Plans for the installation or modification of the sprinkler system shall be submitted for approval to applicable Fire Prevention Authority prior to installation.

5 Plans showing underground piping to on-site hydrants and sprinkler systems shall be submitted to the applicable Fire Prevention Authority prior to installation.

6 The fire sprinkler system shall be monitored by an approved central station, remote station or proprietary supervising station in occupancies not normally occupied 24-hours per day or provided with 24-hour guard service.

7 Provide an approved manual/automatic fire alarm system. Plans for the fire alarm system shall be submitted to the applicable Fire Prevention Authority prior to installation.

FIRE PROTECTION NOTES (CONT)

8 Provided minimum 2-A:10-B:C fire extinguishers. Locations to be determined by Fire Department Inspector.

9 Storage of combustible materials in closely packed piles or on pallets, in racks or on shelves where top of storage is greater than 12-feet in height shall comply with CFC Chapter 23.

10 The storage, use and dispensing of hazardous materials shall not exceed the maximum allowable quantities as set forth in Table 307.1(1) and (2) of the CBC.

11 The storage, use or dispensing of hazardous materials as defined by the Fire Code, shall comply with CFC Chapter 27.

12 Installation or removal of aboveground/underground storage tanks and associated equipment shall be approved by the applicable Fire Prevention Authority under separate review.

13 The installation of photovoltaic systems shall with the the applicable Fire Prevention Authority requirements and specifications.

14 Provide Knox access devices for all gates.

15 Provide fire protection for building under construction per requirements of local governing agencies.

16 Provide and install materials for fire protection of the structural assemblies of this building type as required by the CBC.

17 Where required by code, corridors, elevator lobbies and electrical rooms shall be of one-hour construction throughout.

18 Doors opening into one-hour fire-resistive corridors shall be protected with smoke an draft control fire assemblies having a minimum 20-minute rating and equipped with a self-closing device.

19 Exit stair enclosures shall be minimum one-hour fire-resistive construction. All doors opening into stair enclosures shall be protected by one-hour, self-closing fire rated assemblies.

20 Provide and install fire dampers where air ducts penetrate fire-rated walls or ceilings where required by code or local governing agency.

21 Where non-combustible conduit, pipes or vents penetrate a fire-rated assembly, provide and install approved fire-rated sealant of mineral wool fiber to draftstop and maintain the fire safety integrity of the assembly.

22 Return air plenums between floor or roof assemblies and suspended ceilings below shall meet the following requirements:

A Shall have no exposed materials within the plenum with a flame spread rating more than 25 and a smoke developed rating more than 50.

B All wiring in plenums shall be in noncombustible conduit.

C Where gypsum products are exposed within the plenum, air temperature shall be restricted to a range of not less than 50 nor more than 235 degrees Fahrenheit and moisture content controlled so that these products are not adversely affected.

D All exposed combustible framing members and finish surfaces within return air plenums shall be covered with a minimum of one lather or 1/2" Type "X" gypsum board securely nailed or otherwise fastened per applicable code. Provide and install all furring and blocking and tape joints as required.

E Fire-retardant wood per building code may be exposed without cover in return air plenums when approved by the Building Official.

23 Return air plenums between floor or roof assemblies and suspended Fireblocking and drafttopping shall be installed in combustible, concealed location in accordance with CBC Section 703.1.1

A In other than high-rise buildings, Group A, E, H, I occupancies and other applications listed in Section 1.11 regulated by the Office of State Fire Marshal, drafttopping is not required in buildings equipped throughout with an automatic sprinkler system i accordance with CBC Section 903.3.1.1.

24 Interior wall and ceiling finishes shall be of the following flame spread classification:

	FLAME SPREAD	SMOKE DEVELOPED
CLASS A	0-25	0-450
CLASS B	26-75	0-450
CLASS C	76-200	0-450

25 Interior finish requirement by occupancy per CBC 803.9:

		SPRINKLERED	NON-SPRINKLERED
A-1 A-2	Exit enclosure & Exit Passageway	Class B	Class A
	Corridors	Class B	Class A
	Rooms & Enclosed Spaces	Class C	Class B
A-3 A-4 A-5	Exit enclosure & Exit Passageway	Class B	Class A
	Corridors	Class B	Class A
	Rooms & Enclosed Spaces	Class C	Class C
B E M R-1	Exit enclosure & Exit Passageway	Class B	Class A
	Corridors	Class C	Class B
	Rooms & Enclosed Spaces	Class C	Class C
F	Exit enclosure & Exit Passageway	Class C	Class B
	Corridors	Class C	Class C
	Rooms & Enclosed Spaces	Class C	Class C
H	Exit enclosure & Exit Passageway	Class B	Class A
	Corridors	Class B	Class A
	Rooms & Enclosed Spaces	Class C	Class B
S	Exit enclosure & Exit Passageway	Class C	Class B
	Corridors	Class C	Class B
	Rooms & Enclosed Spaces	Class C	Class C

26 Where required or specified, provide and install an automatic fire sprinkler system and alarm. Sprinkler system plans shall be submitted to Architect/Engineer for review and approval of system layout and heads prior to submittal to local agencies for review and acceptance prior to installation. Separate plan check and permits are required. Any changes to accommodate field conditions shall be resubmitted at the contractors expense with no additional charge to the owner. Where enunciator panels, alarms, etc. are required in an exposed location, contractor shall submit proposed locations and cabinet/cover plate finishes to Architect/Engineer for review and acceptance prior to installation.

27 Provide portable fire extinguishers of type, quantity and location determined by Fire Department Inspector and per CBC Table 906.1.

28 Provide and install wet or dry standpipes as required by code and the local Fire Department.

29 Provide and install outside gas shut-off valve and signs identifying main gas and electrical shut-offs per direction of local Fire Department.

30 Provide smoke detectors, duct detectors and other such detection devices per CBC Section 907 and governing authorities having jurisdiction.

31 Provide all painting or marking, including but limited to red curbs or roof addresses as required by field inspector or local governing authority.

32 All fire-rated doors shall have gaskets at head & jambs to provide smoke seal.

FIRE PROTECTION NOTES (CONT)

33 Provide a master key Knox-Box at each building entry in accordance with Fire Department. Refer to Site Plan for locations.

34 Provide Knox Box at each swinging and rolling gate.

35 Building address shall be of a size as to visible and legible from the street fronting the properly and/or per local governing ordinances.

36 Trash enclosures or compactors located adjacent to the building shall be fire sprinklered.

MECHANICAL, PLUMBING & ELECTRICAL

1 Provide and locate, after approval by Architect/Engineer, access doors or panels in ceiling and wall construction as required by installation of Mechanical, Fire Sprinkler, Plumbing and Electrical work in addition to those shown on the drawings.

2 Contractor shall verify size and locations of all mechanical equipment platforms and bases as well as power and water or drain installations with equipment manufacturers prior to proceeding with the work. Changes to accommodate field conditions or contractor's substitutions shall be made without additional charge to the Owner.

3 Mechanical and Electrical contractors shall verify size, shape and location of housekeeping pads for their equipment. Any field changes shall be made without additional charge to the Owner.

4 Where restrooms are provided, mechanical ventilation shall be provided to ensure an air change every 5-minutes.

5 In warehouse areas, provide ventilation to ensure minimum code required air changes per h our are met. Refer to Roof Plan for vented skylights and smoke hatches.

STANDARD ABBREVIATAIONS

A.B. (AB)	ANCHOR BOLT	N (N)	NEW
A.C. (A/C)	ASPHALT/CONCRETE	N.I.C.	NOT IN CONTRACT
ACOUS	ACOUSTICAL	NO. (#)	NUMBER
ACU	AIR CONDITIONING UNIT	NTS	NOT TO SCALE
AD	AREA DRAIN		
ADJ	ADJACENT		
AL	ALUMINUM	O.C.	ON CENTER
ANOD	ANODIZED	O.D.	OVERFLOW DRAIN
A.P. (AP)	ACCESS PANEL	OPNG	OPENING
		OPP	OPPOSITE
BD	BOARD	P.H.	PENTHOUSE
BLDG	BUILDING	P.L.	PROPERTY LINE
BLK	BLOCK	PL	PLATE
BLKG	BLOCKING	PLAS	PLASTER
BM	BEAM	PLYWD	PLYWOOD
BOTT	BOTTOM	PR	PAIR
BRZ	BRONZE		
		R	RISE (RISER)
CAB	CABINET	RAD	RADIUS
C.B.	CATCH BASIN	R.D.	ROOF DRAIN
CEM	CEMENT	REC	RECESSED
CER	CERAMIC	REQ'D	REQUIRED
C.I.	CAST IRON	RELOC	RELOCAT(ED)
C.L.	CENTER LINE	REM	REMOVE
CLG	CEILING	R.O.	ROUGH OPENING
CLOS	CLOSET	RDWD	REDWOOD
CLR	CLEAR		
C.O.	CLEAR OPENING		
C.O.	CLEAN-OUT	SSP	SHELF AND POLE
COL	COLUMN	S.C. (SC)	SOLID CORE
CONC	CONCRETE	SECT	SECTION
CORR	CORRUGATED	SHWR	SHOWER
CMU	CONCRETE MASONRY UNIT	SHT	SHEET
		SIM	SIMILAR
DEMO	DEMOLISH	SPEC	SPECIFICATION
DBL	DOUBLE	SQ	SQUARE
D.F. (DF)	DRINKING FOUNTAIN	SS	STAINLESS STEEL
DIA	DIAMETER	STD	STANDARD
DIM	DIMENSION	STL	STEEL
DISP	DISPENSER	STRUCT	STRUCTURAL
DN	DOWN	SUSP	SUSPENDED
DR	DOOR	SYM	SYMMETRICAL
DTL	DETAIL		
DS	DOWNSPOUT	T.O.	TOP OF
DW	DRYWALL	T.O.C.	TOP OF CONCRETE
DWG	DRAWING	T.O.P.	TOP OF PARAPET
		T.O.S.	TOP OF SHEATHING
		T.O.W.	TOP OF WALL
		TEMP	TEMPERED
EA	EACH	T&G	TONGUE AND GROOVE
ELEV	ELEVATION	THK	THICK
EMER	EMERGENCY	TYP	TYPICAL
ENCL	ENCLOSURE		
E.P.	ELECTRICAL PANEL		
EXIST (E)	EXISTING	U.N.O.	UNLESS NOTED OTHERWISE
EXP. JT.	EXPANSION JOINT		
EXP	EXPOSED	VERT	VERTICAL
EXT	EXTERIOR	VEST	VESTIBULE
		V.W.C.	VINYL WALL COVERING
		W/	WITH
F.A.	FIRE ALARM	W.C.	WATER CLOSET
F.D. (FD)	FLOOR DRAIN	WD	WOOD
F.E.	FIRE EXTINGUISHER	W-H	WATER HEATER
F.E.C.	FIRE EXTINGUISHER CABINET	W/O	WITHOUT
F.F.	FINISH FLOOR		
F.H.C.	FIRE HOSE CABINET		
F.H.	FIRE HYDRANT		
FIN	FINISH		
FIN FLR	FINISH FLOOR		
FLR	FLOOR		
FLASH	FLASHING		
F.O.	FACE OF		
F.O.C.	FACE OF CONCRETE		
F.O.M.	FACE OF MASONRY		
F.O.S.	FACE OF STUD		
F.O.W.	FACE OF WALL		
GA	GAUGE		
GALV	GALVANIZED		
GL	GLASS		
GR	GRADE		
GYP. BD.	GYPSUM WALLBOARD		
HB	HOSE BIB		
HC	HOLLOW CORE		
HDBD	HARDBOARD		
HDWD	HARDWOOD		
H.M. (HM)	HOLLOW METAL		
HORIZ	HORIZONTAL		
I.D.	INSIDE DIAMETER		
INSUL	INSULATION		
INT	INTERIOR		
INTER	INTERIOR		
JAN	JANITOR		
JT	JOINT		
LAM	LAMINATE		
LAV	LAVATORY		
LIN	LINEN		
LVR	LOUVER		
LT. WT.	LIGHT WEIGHT		
LW	LIGHT WEIGHT		
MAX	MAXIMUM		
MECH	MECHANICAL		
MFR	MANUFACTURER		
MIN	MINIMUM		
MISC	MISCELLANEOUS		
M.O.	MASONRY OPENING		
MTD	MOUNTED		
MTG	MOUNTING		
MTL	METAL		

HERMAN GROUP
4845 MAIN ST.
YORBA LINDA, CA. 92886
714-777-3765
rherman@rhermanse.com
https://www.rhermanse.com

CONTRACTOR:

PROJECT NAME:

Restroom remodel for:
Noble Creek
Community Center
390 Oak Valley Pkwy,
Beaumont, CA 92223

REVISIONS

13		
12		
11		
10		
9		
8		
7		
6		
5		
4		
3		
2		
1	Date	Description

SEAL / SIGNATURE

REGISTERED PROFESSIONAL ENGINEER
RICH HERMAN
No. 3255
Exp 11/27
STRUCTURAL
STATE OF CALIFORNIA

Signed 05/01/2026

The designs, drawings and/or written materials herein constitute the original and unpublished property of HERMAN GROUP. Said materials may not be reproduced, utilized or disclosed without written permission of HERMAN GROUP.

IF THIS DRAWING IS NOT 36" x 24"
IT IS NOT TO SCALE

GENERAL NOTES

PLOT DATE:	4/30/2026
DATE:	11/14/2025
PROJECT:	25-064
SHEET:	0.2

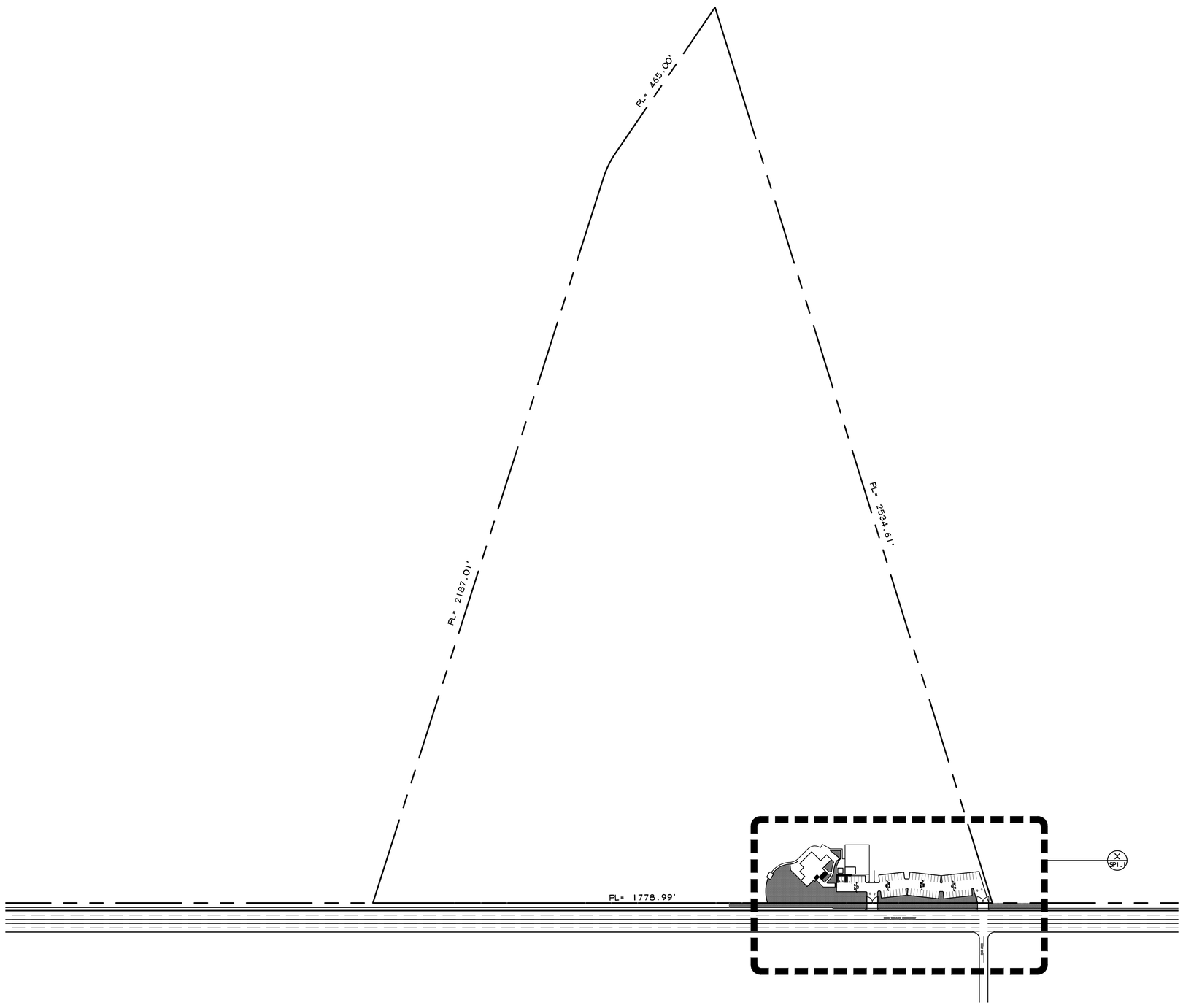

OVERALL SITE PLAN FOR REFERENCE ONLY

SCALE: ONE INCH = 150 FEET

GENERAL NOTES

1 ALL ITEMS ARE EXISTING UNLESS NOTED OTHERWISE

HERMAN GROUP
4845 MAIN ST.
YORBA LINDA, CA. 92886
714-777-3765
rherman@rhermanse.com
https://www.rhermanse.com

CONTRACTOR:

PROJECT NAME:

Restroom remodel for:
Noble Creek
Community Center
390 Oak Valley Pkwy,
Beaumont, CA 92223

REVISIONS

	Date	Description
12		
11		
10		
9		
8		
7		
6		
5		
4		
3		
2		
1		

SEAL / SIGNATURE

REGISTERED PROFESSIONAL ENGINEER
RITCH HERMAN
No. 3255
Exp. 12/27
CIVIL
STATE OF CALIFORNIA

Signed 05/01/2026

The designs, drawings and/or written materials herein constitute the original and unpublished property of HERMAN GROUP. Said materials may not be reproduced, utilized or disclosed without written permission of HERMAN GROUP.

IF THIS DRAWING IS NOT 36" x 24" IT IS NOT TO SCALE

OVERALL SITE PLAN

PLOT DATE:	5/1/2026
DATE:	11/14/2025
PROJECT:	**25-064**
SHEET:	**SP1.0**

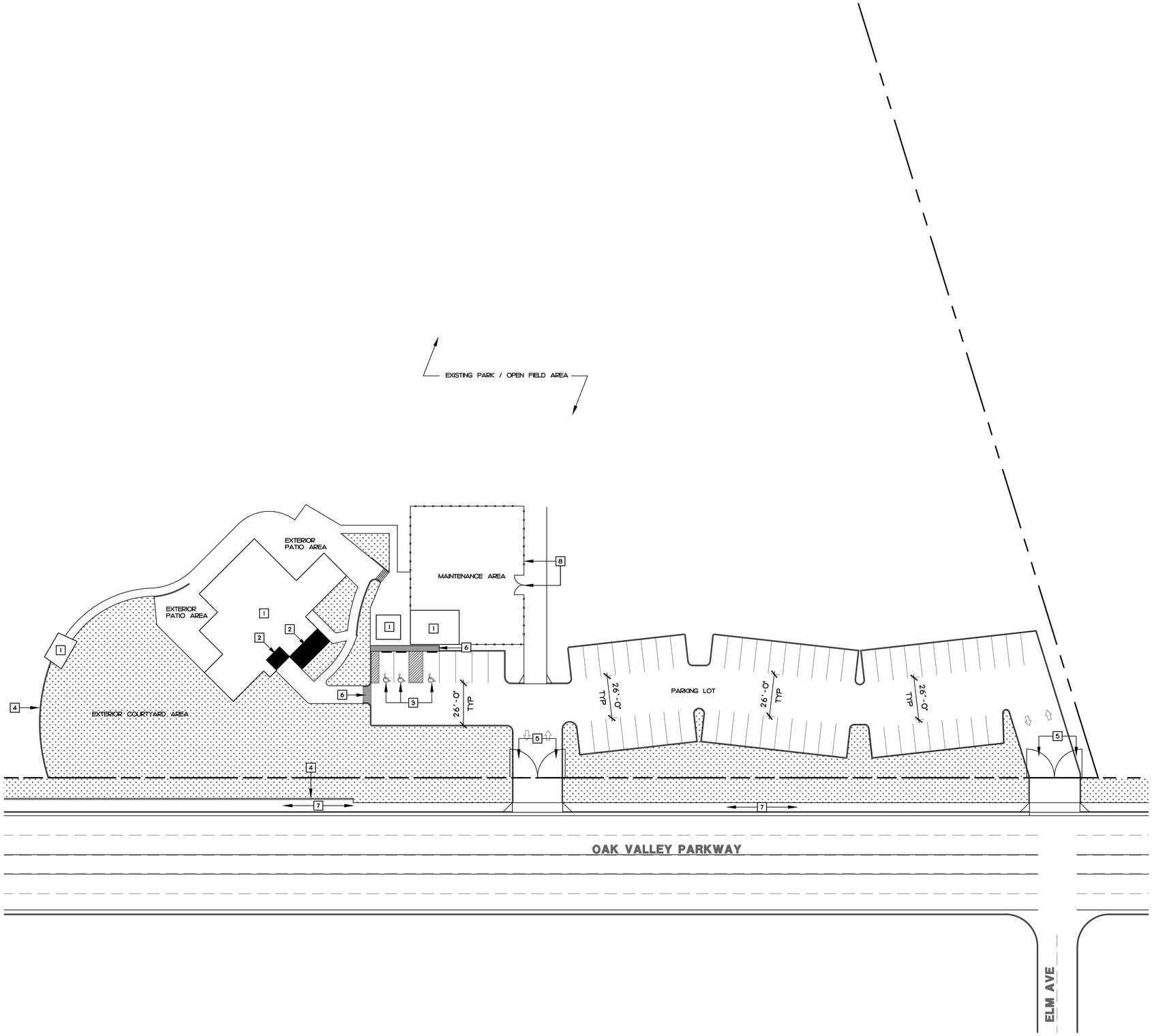

ENLARGED SITE PLAN

SCALE: ONE INCH = 30 FEET

GENERAL NOTES

1. ALL ITEMS ARE EXISTING UNLESS NOTED OTHERWISE
2. SEE SHEETS DA1.0-1.6 FOR ALL SITE ACCESSIBILITY ELEMENTS

LEGEND

LANDSCAPE AREA

KEYNOTES

1. EXISTING BUILDING / STRUCTURE
2. AREA OF WORK
3. ACCESSIBLE PARKING
4. SITE WALL
5. MANUAL ACCESS GATE
6. DETECTABLE WARNING (8 / DA1.6)
7. SIDEWALK
8. CHAIN LINK FENCE AND GATE

HERMAN GROUP
4845 MAIN ST.
YORBA LINDA, CA. 92886
714-777-3765
rherman@rhermanse.com
https://www.rhermanse.com

CONTRACTOR:

PROJECT NAME:

Restroom remodel for:
Noble Creek Community Center
3900 Oak Valley Pkwy, Beaumont, CA 92223

REVISIONS

	Date	Description
7		
6		
5		
4		
3		
2		
1		
0		
9		
8		

SEAL / SIGNATURE

REGISTERED PROFESSIONAL ENGINEER
RICH HERMAN
No. 3255
Exp 11/27
STATE OF CALIFORNIA

Signed 05/01/2026

The designs, drawings and/or written materials herein constitute the original and unpublished property of HERMAN GROUP. Said materials may not be reproduced, utilized or disclosed without written permission of HERMAN GROUP.

IF THIS DRAWING IS NOT 36" x 24" IT IS NOT TO SCALE

ENLARGED SITE PLAN

PLOT DATE:	5/1/2026
DATE:	11/14/2025
PROJECT:	25-064
SHEET:	SP1.1

CALIFORNIA BUILDING CODE ACCESSIBLITY STANDARDS

SELECTED EXCERPTS FROM CALIFORNIA BUILDING CODE. FOR REFERENCE ONLY. -- REFER TO 2025 CALIFORNIA BUILDING CODE, CHAPTER 11B FOR SPECIFIC REQUIREMENTS.
WHERE THESE NOTES DIFFER FROM CHAPTER 11B REQUIREMENTS, CHAPTER 11B REQUIREMENTS SHALL PREVAIL.

A. APPLICATION AND ADMINISTRATION

1. When alterations or additions are made to existing buildings or facilities, an accessible path of travel to the specific area of alteration or addition shall be provided unless otherwise exempt. **§11B-202.4**
2. Primary accessible path of travel shall include a primary entrance to the building or facility; toilet and bathing facilities serving the area; drinking fountains serving the area; public telephones serving the area, and signs. **§11B-202.4**
3. When the adjusted construction cost is less than or equal to the current valuation threshold $147,863.00, the cost of compliance with the primary accessible path of travel requirements is limited to 20 percent of the adjusted construction cost of alterations, structural repairs or additions presently planned and those during the preceding three-year period. **§11B-202.4**
4. Adjusted construction cost of alterations, structural repairs or additions does not include the cost of alterations to path of travel elements. **§11B-202.4**
5. In choosing which accessible elements to provide, priority should be given to those elements that will provide the greatest access in the following order: (1) an accessible entrance; (2) an accessible route to the altered area; (3) at least one accessible restroom for each sex, or a single accessible unisex restroom;(4) accessible telephones; (5) accessible drinking fountains; and (6) when possible, additional accessible elements such as parking, signs, storage and alarms. **§11B-202.4**
6. Alterations to a qualified historic building or facility shall comply with Chapter 11B unless it will threaten or destroy the historical significance or character-defining features of the building or property. In those cases, alternative provisions shall be applied on an item-by-item or case-by-case basis with sufficient written documentation. **§11B-202.5, SHBC 8-602**
7. **NOTE ON PLAN:** Public accommodations shall maintain in operable working condition those features of facilities and equipment that are required to be accessible to and useable by persons with disabilities. Isolated or temporary interruptions in service or accessibility due to maintenance or repairs shall be permitted. **§11B-108**

B. BUILDING BLOCKS

FLOOR OR GROUND SURFACES

1. Floor and ground surfaces shall be stable, firm, and slip resistant. **§11B-302.1**
2. Carpet or carpet tile shall be securely attached and shall have a firm cushion, pad, or backing or no cushion or pad. Carpet or carpet tile shall have a level loop, textured loop, level cut pile, or level cut/uncut pile texture. Pile height shall be ½ inch maximum. **§11B-302.2, Figure 11B-302.2**

CHANGES IN LEVEL

3. Vertical changes in level for floor or ground surfaces may be ¼ inch high maximum and without edge treatment. **Changes in level greater than ¼ inch and not exceeding ½ inch in height shall be beveled with a slope not steeper than 1:2. §11B-303, Figures 11B-303.2 & 11B-303.3**
4. Changes in level greater than ½ inch in height shall be ramped and shall comply with the requirements of 11B-405 Ramps or 11B-406 Curb Ramps as applicable. **§11B-303**
5. Abrupt changes in level exceeding 4 inches in a vertical dimension between walks, sidewalks or other pedestrian ways and adjacent surfaces or features shall be identified by warning curbs at least 6 inches in height above the walk or sidewalk surface or by guards or handrails with a guide rail centered 2 inches minimum and 4 inches maximum above the surface of the walk or sidewalk. These requirements do not apply between a walk or sidewalk and an adjacent street or driveway. **§11B-303.5**

TURNING SPACE

6. Circular turning spaces shall be a space of 60 inches diameter minimum and may include knee and toe clearance complying with 11B-306 Knee and Toe Clearance. **§11B-304.3.1**
7. T-Shaped turning spaces shall be a T-shaped space within a 60 inch square minimum with arms and base 36 inches wide minimum. Each arm of the T shall be clear of obstructions 12 inches minimum in each direction and the base shall be clear of obstructions 24 inches minimum. **§11B-304.3.2, Figure 11B-304.3.2**

KNEE AND TOE CLEARANCE

8. For lavatories and built-in dining and work surfaces required to be accessible, toe clearance shall be provided that is 30 inches in width and 9 inches in height above the finish floor or ground for a depth of 19 inches minimum. **§11B-306.2.1**
9. Toe clearance shall extend 19 inches maximum under lavatories for toilet and bathing facilities and 25 inches maximum under other elements. **§11B-306.2.2**
10. At lavatories in toilet and bathing facilities, knee clearance shall be provided that is 30 inches in width for a depth of 11 inches at 9 inches above the finish floor or ground and for a depth of 8 inches at 27 inches above the finish floor or ground increasing to 29 inches high minimum above the finish floor or ground at the front edge of a counter with a built-in lavatory or at the front edge of a wall-mounted lavatory fixture. **§11B-306.3.3, Figure 11B-306.3(c)**
11. At dining and work surfaces required to be accessible, knee clearance shall be provided that is 30 inches in width at 27 inches above the finish floor or ground for a depth of at least 19 inches. **§11B-306.3**

PROTRUDING OBJECTS

12. Except for handrails, objects with leading edges more than 27 inches and less than 80 inches above the finish floor or ground shall protrude no more than 4 inches horizontally into the circulation path. Handrails may protrude 4½ inches maximum. **§11B-307.2, Figure 11B-307.2**
13. Freestanding objects mounted on posts or pylons shall overhang circulation paths no more than 12 inches when located from 27 to 80 inches above the finish floor or ground. **§11B-307.3, Figure 11B-307.3(a)**
14. Protruding objects shall not reduce the clear width required for accessible routes. **§11B-307.5**
15. Lowest edge of a sign or other obstruction, when mounted between posts or pylons separated with a clear distance greater than 12 inches, shall be less than 27 inches or more than 80 inches above the finish floor or ground. **§11B-307.3, Figure 11B-307.3(b)**
16. Vertical clearance shall be at least 80 inches high on circulation paths except at door closers and door stops, which may be 78 inches minimum above the finish floor or ground. **§11B-307.4**
17. Guardrails or other barriers with a leading edge located 27 inches maximum above the finish floor or ground shall be provided where the vertical clearance on circulation paths is less than 80 inches high. **§11B-307.4, Figure 11B-307.4**
18. Where a guy support is used within either the width of a circulation path or 24 inches maximum outside of a circulation path, a vertical guy brace, sidewalk guy or similar device shall be used to prevent a hazard or an overhead obstruction. **§11B-307.4.1, Figure 11B-307.4.1**

REACH RANGES

19. Electrical controls and switches intended to be used by the occupant of a room or area to control lighting and receptacle outlets, appliances or cooling, heating and ventilating equipment shall be located within allowable reach ranges. Low reach shall be measured to the bottom of the outlet box and high reach shall be measured to the top of the outlet box. **§11B-308.1.1**
20. Electrical receptacle outlets on branch circuits of 30 amperes or less and communication system receptacles shall be located within allowable reach ranges. Low reach shall be measured to the bottom of the outlet box and high reach shall be measured to the top of the outlet box. **§11B-308.1.2.**
21. High forward reach that is unobstructed shall be 48 inches maximum and the low forward reach shall be 15 inches minimum above the finish floor or ground. **§11B-308.2.1, Figure 11B-308.2.1**
22. High forward reach shall be 48 inches maximum where the reach depth is 20 inches or less and 44 inches maximum where the reach depth exceeds 20 inches. High forward reach shall not exceed 25 inches in depth. **§11B-308.2.2, Figure 11B-308.2.2**
23. High side reach shall be 48 inches maximum and the low side reach shall be 15 inches minimum above the finish floor where the side reach is unobstructed or the depth of any obstruction does not exceed 10 inches. **§11B-308.3.1, Figure 11B-308.3.1**
24. High side reach shall be 46 inches maximum above the finish floor or ground where the high side reach is over an obstruction more than 10 inches but not more than 24 inches in depth. **§11B-308.3.2, Figure 11B-308.3.2**
25. Obstructions for high side reach shall not exceed 34 inches in height and 24 inches in depth. **§11B-308.3.2, Figure 11B-308.3.2**
26. Obstructed high side reach for the top of washing machines and clothes dryers shall be permitted to be 36 inches maximum above the finish floor. **§11B-308.3.2**
27. Obstructed high side reach for the operable parts of fuel dispensers shall be permitted to be 54 inches maximum measured from the surface of the vehicular way where fuel dispensers are installed on existing curbs. **§11B-308.3.2**

OPERABLE PARTS

28. Operable parts shall be operable with one hand and shall not require tight grasping, pinching, or twisting of the wrist. Force required to activate operable parts shall be 5 pounds maximum. **§11B-309.4**

C. ACCESSIBLE ROUTES

GENERAL

1. At least one accessible route shall be provided within the site from accessible parking spaces and accessible passenger loading zones; public streets and sidewalks; and public transportation stops to the accessible building or facility entrance they serve. Where more than one route is provided, all routes must be accessible. **§11B-206.2.1 (See exceptions)**
2. At least one accessible route shall connect accessible buildings, accessible facilities, accessible elements, and accessible spaces that are on the same site. **§11B-206.2.2 (See exception)**
3. At least one accessible route shall connect each story and mezzanine in multi-story buildings and facilities. **§11B-206.2.3 (See exceptions)**
4. In new construction of buildings where elevators are required by 11B-206.2.3 Multi-Story Buildings and Facilities, and which exceed 10,000 square feet on any floor, an accessible means of vertical access via ramp, elevator or lift shall be provided within 200 feet of travel of each stair and each escalator. **§11B-206.2.3.2**
5. In existing buildings that exceed 10,000 square feet on any floor and in which elevators are required by 11B-206.2.3 Multi-Story Buildings and Facilities, whenever a newly constructed means of vertical access is provided via stairs or an escalator, an accessible means of vertical access via ramp, elevator or lift shall be provided within 200 feet of travel of each new stair or escalator. **§11B-206.2.3.2**
6. At least one accessible route shall connect accessible building or facility entrances with all accessible spaces and elements within the building or facility, including mezzanines, which are otherwise connected by a circulation path. **§11B-206.2.4 (See exceptions 1 through 7)**
7. Accessible routes shall coincide with or be located in the same area as general circulation paths. Where circulation paths are interior, required accessible routes shall also be interior; An accessible route shall not pass through kitchens, storage rooms, restrooms, closets or other spaces used for similar purposes, except as permitted by Chapter 10. **§11B-206.3**

EMPLOYEE WORKSTATIONS

8. Employee workstations shall be on an accessible route complying with Division 4. Spaces and elements within employee workstations shall only be required to comply with Sections 11B-207.1, 11B-215.3, 11B-302, 11B-303, and 11B-404.2.3. Common use circulation paths within employee workstations shall comply with Section 11B-206.2.8. **§11B-203.9**

DETECTABLE WARNINGS AND DETECTABLE DIRECTIONAL TEXTURE

9. Curb ramps shall have detectable warnings that extend 36 inches in the direction of travel for the full width of the ramp run less than 2 inches maximum on each side, excluding any flared sides. **§11B-247.1.2.2, §11B-705.1.2.2**
10. On perpendicular curb ramps, detectable warnings shall be located so the edge nearest the curb is 6 to 8 inches from the line at the face of the curb marking the transition between the curb and the gutter, street or highway. **§11B-247.1.2.2, §11B-705.1.2.2**
11. On parallel curb ramps, detectable warnings shall be placed on the turning space at the flush transition between the street and sidewalk. Detectable warnings shall extend the full width of the turning space at the flush transition between the street and the sidewalk less than 2 inches maximum on each side **§11B-247.1.2.2, §11B-705.1.2.2, Figure 11B-406.3.2**
12. Islands or cut-through medians 96 inches or longer in length in the direction of pedestrian travel shall have detectable warnings that are 36 inches minimum in depth extending the full width of the pedestrian path or cut-through less than 2 inches maximum on each side, placed at the edges of the pedestrian island or cut-through median, and separated by 24 inches minimum of walking surface without detectable warnings. **§11B-247.1.2.3, §11B-705.1.2.3**
13. Walks that cross or adjoin a route provided for vehicular traffic, such as in a street, driveway, or parking facility, shall be separated by detectable warnings, curbs, railings or other elements between the pedestrian areas and vehicular areas. **§202, §11B-247.1.2.5, §11B-705.1.2.5**
14. Detectable warnings provided to separate walks that cross or adjoin a route provided for vehicular traffic, such as in a street, driveway, or parking facility, shall be 36 inches in width and continuous at the boundary between the pedestrian areas and vehicular areas. **§202, §11B-247.1.2.5, §11B-705.1.2.5**
15. Provide detectable warning details showing compliance with the following:
    a. Detectable warning surfaces at **transit boarding platform edges, bus stops, hazardous vehicular areas, reflecting pools, and track crossings** shall comply with Section 11B-705.1.1.3.1. **§11B-705.1.1.3**
    b. Detectable warnings at other locations shall comply with either Section 11B-705.1.1.3.1 or Section 11B-705.1.1.3.2. The material used to provide visual contrast shall be an integral part of the surface. **§11B-705.1.1.3**
16. Detectable warning surfaces shall be yellow and approximate FS 33538 of Federal Standard 595C. **§11B-705.1.1.3.1**
17. Detectable warning surfaces shall provide a 70 percent minimum visual contrast with adjacent walking surfaces. Contrast in percent shall be determined by:

    Contrast percent = [(B1-B2)/B1] x 100 where

    B1 = light reflectance value (LRV) of the lighter area and

    B2 = light reflectance value (LRV) of the darker area

    §11B-705.1.1.3.2 (See exception)

ENTRANCES

18. Entrances shall be provided in accordance with 11B-206.4 Entrances. Entrance doors, doorways, and gates shall comply with 11B-404 Doors, Doorways, and Gates and shall be on an accessible route complying with 11B-402 Accessible Routes; (See exceptions). **§11B-206.4**
19. All entrances and exterior ground-floor exits to buildings and facilities shall comply with 11B-404 Doors, Doorways, and Gates. **§11B-206.4.1**
20. Where direct access is provided for pedestrians from a parking structure to a building or facility entrance, each direct access to the building or facility entrance shall comply with 11B-404 Doors, Doorways, and Gates. **§11B-206.4.2**
21. Direct connections to other facilities shall provide an accessible route complying with 11B-404 Doors, Doorways, and Gates from the point of connection to boarding platforms and all transportation system elements required to be accessible. Any elements provided to facilitate future direct connections shall be on an accessible route connecting boarding platforms and all transportation system elements required to be accessible. **§11B-206.4.4.2 (See exception)**

TECHNICAL REQUIREMENTS FOR ACCESSIBLE ROUTES

22. Accessible routes shall consist of one or more of the following components: walking surfaces with a running slope not steeper than 1:20 (5%), doorways, ramps, curb ramps excluding the flared sides, elevators, and platform lifts. **§11B-402.2**
23. The running slope of walking surfaces shall not be steeper than 1:20 (5%). The cross slope of walking surfaces shall not be steeper than 1:48 (2.083%). **§11B-403.3**
24. Except at turns or passing spaces, the clear width of walking surfaces shall be 36 inches minimum. **§11B-403.5.1**
25. The clear width for walking surfaces in corridors serving an occupant load of 10 or more shall be 44 inches minimum. **§11B-403.5.1 exception 2**
26. The clear width for sidewalks and walks shall be 48 inches minimum. **§11B-403.5.1 exception 3**
27. The clear width for aisles shall be 36 inches minimum if serving elements on only one side, and 44 inches minimum if serving elements on both sides. **§11B-403.5.1 exception 4**
28. The clear width for accessible routes to accessible toilet compartments shall be 44 inches except for door-opening widths and door swings. **§11B-403.5.1 exception 5**

DOORS, DOORWAYS, AND GATES

29. Doors, doorways, and gates providing user passage shall be provided in accordance with 11B-206.5 Doors, Doorways, and Gates. **§11B-206.5**
30. Doors, doorways and gates that are part of an accessible route shall comply with 11B-404 Doors, Doorways, and Gates. **§11B-404.1**
31. Revolving doors, revolving gates, and turnstiles shall not be part of an accessible route. **§11B-402.2.1**
32. At least one of the active leaves of doorways with two leaves shall comply with 11B-404.2.3 Clear Width and 11B-404.2.4 Maneuvering Clearances. **§11B-404.2.2**
33. Door openings shall provide a clear width of 32 inches minimum. Clear openings of doorways with swinging doors shall be measured between the face of the door and the stop, with the door open 90 degrees. Openings more than 24 inches deep shall provide a clear opening of 36 inches minimum. There shall be no projections into the required clear opening width lower than 34 inches above the finish floor or ground. Projections into the clear opening width between 34 inches and 80 inches above the finish floor or ground shall not exceed 4 inches. **§11B-404.2.3**
34. Minimum maneuvering clearances at doors and gates shall comply with 11B-404.2.4 Maneuvering Clearances. Maneuvering clearances shall extend the full width of the doorway and the required latch side or hinge side clearance. **§11B-404.2.4**
35. Swinging doors and gates shall have maneuvering clearances complying with Table 11B-404.2.4.1. **§11B-404.2.4.1**
36. Doorways less than 36 inches wide without doors or gates, sliding doors, or folding doors shall have maneuvering clearances complying with Table 11B-404.2.4.2. **§11B-404.2.4.2**
37. Maneuvering clearances for forward approach shall be provided when any obstruction within 18 inches of the latch side an interior doorway, or within 24 inches of the latch side of an exterior doorway, projects more than 8 inches beyond the face of the door, measured perpendicular to the face of the door or gate. **§11B-404.2.4.3**
38. Thresholds, if provided at doorways, shall be ½ inch high maximum. Raised thresholds and changes in level at doorways shall comply with 11B-302 Floor or Ground Surfaces and 11B-303 Changes in Level. **§11B-404.2.5.**
39. Handles, pulls, latches, locks, and other operable parts on doors and gates shall comply with 11B-309.4 Operation. Operable parts of such hardware shall be 34 inches minimum and 44 inches maximum above the finish floor or ground. Where sliding doors are in the fully open position, operating hardware shall be exposed and usable from both sides. **§11B-404.2.7**
40. The force for pushing or pulling open a door or gate other than fire doors shall be as follows: **§11B-404.2.9**
    a. Interior hinged doors and gates: 5 pounds maximum.
    b. Sliding or folding doors: 5 pounds maximum.
    c. Required fire doors: the minimum opening force allowable by the appropriate administrative authority, not to exceed 15 pounds.
    d. Exterior hinged doors: 5 pounds maximum.
41. Swinging door and gate surfaces within 10 inches of the finish floor or ground measured vertically shall have a smooth surface on the push side extending the full width of the door or gate. Parts creating horizontal or vertical joints in these surfaces shall be within 1/16 inch of the same plane as the other and be free of sharp or abrasive edges. Cavities created by added kick plates shall be capped. **§11B-404.2.10**

RAMPS

42. Provide ramp details, including slope, landings, and handrails.
43. Ramp runs shall have a running slope not steeper than 1:12 (8.33%). **§11B-405.2**
44. Cross slope of ramp runs shall not be steeper than 1:48 (2.083%). **§11B-405.3**
45. Floor or ground surfaces of ramp runs shall comply with 11B-302 Floor or Ground Surfaces. Changes in level other than the running slope and cross slope are not permitted on ramp runs. **§11B-405.4**
46. The clear width of a ramp run shall be 48 inches minimum. **§11B-405.5**
47. The rise for any ramp run shall be 30 inches maximum. **§11B-405.6**
48. Ramps shall have landings at the top and the bottom of each ramp run. **§11B-405.7**
49. Landings shall comply with 11B-302 Floor or Ground Surfaces. Changes in level are not permitted. **§11B-405.7.1**
50. The landing clear width shall be at least as wide as the widest ramp run leading to the landing. **§11B-405.7.2**
51. Top landings shall be 60 inches wide minimum. **§11B-405.7.2.1**
52. The landing clear length shall be 60 inches long minimum. **§11B-405.7.3**
53. Bottom landings shall extend 72 inches minimum in the direction of ramp run. **§11B-405.7.3.1**
54. Ramps that change direction between runs at landings shall have a clear landing 60 inches minimum by 72 inches minimum in the direction of downward travel from the upper ramp run. **§11B-405.7.4**
55. Where doorways are located adjacent to a ramp landing, maneuvering clearances required by 11B-404.2.4 and 11B-404.3.2 shall be permitted to overlap the required landing area. Doors, when fully open, shall not reduce the required ramp landing width by more than 3 inches. Doors, in any position, shall not reduce the minimum dimension of the ramp landing to less than 42 inches. **§11B-405.7.5**
56. Ramp runs shall have compliant handrails per 11B-505 Handrails. **§11B-405.8**
57. Edge protection complying with 11B-405.9.2 Curb or Barrier shall be provided on each side of ramp runs and at each side of ramp landings. **§11B-405.9 (See exceptions)**
58. A curb, 2 inches high minimum, or barrier shall be provided that prevents the passage of a 4 inch diameter sphere, where any portion of the sphere is within 4 inches of the finish floor or ground surface. To prevent wheel entrapment, the curb or barrier shall provide a continuous and uninterrupted barrier along the length of the ramp. **§11B-405.9.2**
59. Landings subject to wet conditions shall be designed to prevent the accumulation of water. **§11B-405.10**

HANDRAILS

60. Handrails shall be provided on both sides of stairs and ramps. **§11B-505.2**
61. Handrails shall be continuous within the full length of each stair flight or ramp run. Inside handrails on switchback or dogleg stairs and ramps shall be continuous between flights or runs. **§11B-505.3**
62. Top of gripping surfaces of handrails shall be 34 inches minimum and 38 inches maximum vertically above walking surfaces, stair nosings, and ramp surfaces. Handrails shall be at a consistent height above walking surfaces, stair nosings, and ramp surfaces. **§11B-505.4**
63. Clearance between handrail gripping surfaces and adjacent surfaces shall be 1½ inches minimum. Handrails may be located in a recess if the recess is 3 inches maximum deep and 18 inches minimum clear above the top of the handrail. **§11B-505.5**
64. Handrail gripping surfaces shall be continuous along their length and shall not be obstructed along their tops or sides. The bottoms of handrail gripping surfaces shall not be obstructed for more than 20 percent of their length. Where provided, horizontal projections shall occur 1½ inches minimum below the bottom of the handrail-gripping surface. **§11B-505.6**
65. Handrail gripping surfaces with a circular cross section shall have an outside diameter of 1¼ inches minimum and 2 inches maximum. **§11B-505.7.1**
66. Handrail gripping surfaces with a non-circular cross section shall have a perimeter dimension of 4 inches minimum and 6¼ inches maximum, and a cross-section dimension of 2¼ inches maximum. **§11B-505.7.2**
67. Handrail gripping surfaces shall extend beyond and in the same direction of stair flights and ramp runs in accordance with Section 11B-505.10 Handrail Extensions. **§11B-505.10**
68. In alterations, where the extension of the handrail in the direction of stair flight or ramp run would create a hazard, the extension of the handrail may be turned 90 degrees from the direction of stair flight or ramp run. **§11B-505.10 exception 3**
69. Ramp handrails shall extend horizontally above the landing for 12 inches minimum beyond the top and bottom of ramp runs. Extensions shall return to a wall, guard, or the landing surface, or shall be continuous to the handrail of an adjacent ramp run. **§11B-505.10.1**
70. At the top of a stair flight, handrails shall extend horizontally above the landing for 12 inches minimum beginning directly above the first riser nosing. Extensions shall return to a wall, guard, or the landing surface, or shall be continuous to the handrail of an adjacent stair flight. **§11B-505.10.2**
71. At the bottom of a stair flight, handrails shall extend at the slope of the stair flight for a horizontal distance equal to one tread depth beyond the last riser nosing. The horizontal extension of a handrail shall be 12 inches long minimum and a height equal to that of the sloping portion of the handrail as measured above the stair nosings. Extension shall return to a wall, guard, or the landing surface, or shall be continuous to the handrail of an adjacent stair flight. **§11B-505.10.3**

STAIRWAYS

72. A stair is defined as a change in elevation, consisting of one or more risers. **§11B-202**
73. All steps on a flight of stairs shall have uniform riser heights and uniform tread depths. Risers shall be 4 inches high minimum and 7 inches high maximum. Treads shall be 11 inches deep minimum. Curved stairways with winder treads are permitted at stairs which are not part of a required means of egress. (See exception) **§11B-504.2**
74. Open risers are not permitted. **§11B-504.3 (See exceptions)**
75. Interior stairs shall have the upper approach and lower tread marked by a stripe providing clear visual contrast. Exterior stairs shall have the upper approach and all treads marked by a stripe providing clear visual contrast.The stripe shall be a minimum of 2 inches wide to a maximum of 4 inches wide placed parallel to, and not more than 1 inch from, the nose of the step or upper approach. The stripe shall extend the full width of the step or upper approach and shall be of material that is at least as slip resistant as the other treads of the stair. A painted stripe shall be acceptable. Grooves shall not be used to satisfy this requirement. **§11B-504.4.1**
76. The radius of curvature at the leading edge of the tread shall be ½ inch maximum. Nosings that project beyond risers shall have the underside of the leading edge curved or beveled. Risers shall be permitted to slope under the tread at an angle of 30 degrees maximum from vertical. The permitted projection of the nosing shall extend 1¼ inches maximum over the tread below. **§11B-504.5 (See exception for existing buildings)**
77. Stairs shall have handrails complying with Section 11B-505 Handrails. **§11B-504.6**
78. Stair treads and landings subject to wet conditions shall be designed to prevent the accumulation of water. **§11B-504.7**
79. Floor identification signs required by Chapter 10, Section 1022.9 complying with Sections 11B-703.1 Signs General, 11B-703.2 Raised Characters, 11B-703.3 Braille and 11B-703.5 Visual Characters shall be located at the landing of each floor level, placed adjacent to the door on the latch side, in all enclosed stairways in buildings two or more stories in height to identify the floor level. At the exit discharge level, the sign shall include a raised five pointed star located to the left of the identifying floor level. The outside diameter of the star shall be the same as the height of the raised characters. **§11B-504.8**

CURB RAMPS, BLENDED TRANSITIONS AND ISLANDS

80. Perpendicular ramp runs shall have a running slope not steeper than 1:12 (8.33%). **§11B-406.2.1**
81. For perpendicular ramps, where provided, curb ramp flares shall not be steeper than 1:10. **§11B-406.2, Figure 11B-406.2.2**
82. The running slope of the curb ramp segments shall be in-line with the direction of sidewalk travel. Ramp runs shall have a running slope not steeper than 1:12 (8.33%). **§11B-406.3.1, Figure 11B-406.3.2**
83. A turning space 48 inches minimum by 48 inches minimum shall be provided at the bottom of the curb ramp. The slope of the turning space in all directions shall be 1:48 maximum (2.083%). **§11B-406.3.2**
84. Blended transition ramps hall have a running slope not steeper than 1:20 (5%). **§11B-406.4.1**
85. Curb ramps and the flared sides of curb ramps shall be located so that they do not project into vehicular traffic lanes, parking spaces, or parking access aisles. Curb ramps at marked crossings shall be wholly contained within the markings, excluding any flared sides. **§11B-406.5.1**
86. The clear width of curb ramp runs (excluding any flared sides), blended transitions, and turning spaces shall be 48 inches minimum. **§11B-406.5.2**
87. Landings shall be provided at the tops of curb ramps and blended transitions (parallel curb ramps shall not be required to comply). The landing clear length shall be 48 inches minimum. The landing clear width shall be at least as wide as the curb ramp, excluding any flared sides, or the blended transition leading to the landing. The slope of the landing in all directions shall be 1:48 (2.083%) maximum. **§11B-406.5.3**
88. Grade breaks at the top and bottom of curb ramp runs shall be perpendicular to the direction of the ramp run. Grade breaks shall not be permitted on the surface of ramp runs and turning spaces. Surface stopes that meet at grade breaks shall be flush. **§11B-406.5.6**
89. The cross slope of curb ramps and blended transitions shall be 1:48 (2.083%) maximum. **§11B-406.5.7**
90. Counter slopes of adjoining gutters and road surfaces immediately adjacent to and within 24 inches of the curb ramp shall not be steeper than 1:20 (5%). The adjacent surfaces at transitions at curb ramps to walks, gutters, and streets shall be at the same level. **§11B-406.5.8**
91. The bottom of diagonal curb ramps shall have a clear space 48 inches minimum outside active traffic lanes of the roadway. Diagonal curb ramps provided at marked crossings shall provide the 48 inches minimum clear space within the markings. **§11B-406.5.9**
92. Curb ramps and blended transitions shall have detectable warnings complying with 11B-705 Detectable Warnings. **§11B-406.5.12**
93. Raised islands in crossings shall be cut through level with the street or have curb ramps at both sides. The clear width of the accessible route at islands shall be 60 inches wide minimum. Where curb ramps are provided, they shall comply with 11B-406 Curb Ramps, Blended Transitions and Islands. Landings complying with 11B-406.5.3 Landings and the accessible route shall be permitted to overlap. Islands shall have detectable warnings complying with 11B-705 Detectable Warnings and Detectable Directional Texture. **§11B-406.6, Figure 11B-406.6**

D. GENERAL SITE AND BUILDING ELEMENTS

PARKING SPACES

1. Where parking spaces are provided, accessible parking spaces shall be provided in number and kind required per Section 11B-208 Parking Spaces. **§11B-208.1**
2. Provide (___) accessible parking spaces as required by Table 11B-208.2. **§11B-208.2 (See exceptions)**
3. Provide accessible spaces for each parking facility (parking lots and parking structures). The number of parking spaces required to be accessible is to be calculated separately for each parking facility; the required number is not based on the total number of parking spaces provided in all of the parking facilities provided on site. **§11B-208**
4. Ten percent of patient and visitor parking spaces provided to serve hospital outpatient facilities, and free-standing buildings providing outpatient clinical services of a hospital, shall comply with Section 11B-502 Parking Spaces. **§11B-208.2.1**
5. Twenty percent of patient and visitor parking spaces provided to serve rehabilitation facilities specializing in treating conditions that affect mobility and outpatient physical therapy facilities shall comply with Section 11B-502 Parking Spaces. **§11B-208.2.2**
6. One in every six or fraction of six parking spaces required by Section 11B-208.2 Minimum Number, but not less than one, shall be served by an access aisle 96 inches wide minimum placed on the side opposite the driver's side when the vehicle is going forward into the parking space and shall be designated "van accessible". All such spaces may be grouped on one level of a parking structure. **§11B-208.2.4, 11B-502, Fig 11B-502, 11B-502.3, & 11B-502.3.3**
7. Accessible parking spaces complying with Section 11B-502 Parking Spaces serving a particular building or facility shall be located on the shortest accessible route of travel from adjacent parking to an accessible entrance (as near as practical to an accessible entrance). **§11B-208.3.1**
8. In buildings with multiple accessible entrances with adjacent parking, accessible parking spaces complying with Section 11B-502 Parking Spaces shall be dispersed and located closest to the accessible entrances. **§11B-208.3.1**
9. In parking facilities that do not serve a particular building or facility, accessible parking spaces complying with Section 11B-502 Parking Spaces shall be located on the shortest accessible route of travel to an accessible pedestrian entrance of the parking facility. **§11B-208.3.1**
10. Dimension minimum 18-foot long car and van accessible parking space(s) and access aisle(s). **§11B-502.2, Figures 11B-502.2 and 11B-502.3**
11. Dimension minimum 9-foot width at accessible car parking space. **§11B-502.2, Fig. 11B-502.2 & Fig. 11B-502.3**
12. Dimension minimum 12-foot wide accessible van parking space with minimum 5-foot wide access aisle. Van parking spaces shall be permitted to be minimum 9 feet wide where access aisle is 8-foot wide minimum. **§11B-502.2, Figures 11B-502.2 and 11B-502.3**
13. Car and van stall access aisle shall be 5 foot wide minimum and shall adjoin an accessible route. Two parking spaces shall be permitted to share a common access aisle. **§11B-502.3, Figures 11B-502.2 and 11B-502.3**
14. Access aisles shall be marked with a blue painted borderline around their perimeter. The area within the blue borderlines shall be marked with hatched lines a maximum of 36 inches on center in a color contrasting with that of the aisle surface, preferably blue or white. The words "NO PARKING" shall be painted on the surface within each access aisle in white letters a minimum of 12 inches in height and located to be visible from the adjacent vehicular way. Access aisle markings may extend beyond the minimum required length. **§11B-502.3.3, Figure 11B-502.3.3**
15. Access aisles shall not overlap the vehicular way. Access aisles shall be permitted to be placed on either side of the parking space except for van parking spaces which shall have access aisles located on the passenger side of the parking spaces. **§11B-502.3.4**
16. Clearly show minimum vertical clearance of 8 feet 2 inches at accessible parking spaces and along at least one vehicle access route to such spaces from site entrances and exits. **§11B-502.5**
17. Parking space identification signs shall include the International Symbol of Accessibility complying with Section 11B-703.7.2.1 International Symbol of Accessibility. **§11B-502.6, Figure 11B-703.7.2.1**
18. Signs identifying van parking spaces shall contain additional language or an additional sign with the designation "van accessible." Signs shall be 60 inches minimum above the finish floor or ground surface measured to the bottom of the sign. **§11B-502.6**
19. Parking identification signs shall be reflectorized with a minimum area of 70 square inches. **§11B-502.6.1**
20. Additional language or an additional sign below the International Symbol of Accessibility shall state "Minimum Fine $250." **§11B-502.6.2**

HERMAN GROUP
4845 MAIN ST.
YORBA LINDA, CA. 92886
714-777-3765
rherman@rhermanse.com
https://www.rhermanse.com

CONTRACTOR:

PROJECT NAME:

Restroom remodel for:
Noble Creek Community Center
390 Oak Valley Pkwy,
Beaumont, CA 92223

REVISIONS

	Date	Description
12		
11		
10		
9		
8		
7		
6		
5		
4		
3		
2		
1		

SEAL / SIGNATURE

REGISTERED PROFESSIONAL ENGINEER
RICH HERMAN
No. 3255
Exp. 11/22
STATE OF CALIFORNIA

Signed 05/01/2026

The designs, drawings and/or written materials herein constitute the original and unpublished property of HERMAN GROUP. Said materials may not be reproduced, utilized or disclosed without written permission of HERMAN GROUP.

IF THIS DRAWING IS NOT 36" x 24"
IT IS NOT TO SCALE

ACCESSIBILITY STANDARDS

PLOT DATE: 5/1/2026
DATE: 11/14/2025
PROJECT: **25-064**
SHEET: **DA1.1**

CALIFORNIA BUILDING CODE ACCESSIBLITY STANDARDS

SELECTED EXCERPTS FROM CALIFORNIA BUILDING CODE. FOR REFERENCE ONLY. -- REFER TO 2025 CALIFORNIA BUILDING CODE, CHAPTER 11B FOR SPECIFIC REQUIREMENTS.
WHERE THESE NOTES DIFFER FROM CHAPTER 11B REQUIREMENTS, CHAPTER 11B REQUIREMENTS SHALL PREVAIL.

21. A parking space identification sign shall be visible from each parking space. Signs shall be permanently posted either immediately adjacent to the parking space or within the projected parking space width at the head end of the parking space. Signs may also be permanently posted on a wall at the interior end of the parking space. **§11B-502.6.3**

22. Each accessible car and van space shall have surface identification complying with either of the following schemes: **§11B-502.6.4**

    a. The parking space shall be marked with an International Symbol of Accessibility complying with Section 11B-703.7.2.1 International Symbol of Accessibility in white on a blue background a minimum 36 inches wide by 36 inches high. The centerline of the International Symbol of Accessibility shall be a maximum of 6 inches from the centerline of the parking space, its sides parallel to the length of the parking space and its lower corner at, or lower side aligned with, the end of the parking space length. **§11B-502.6.4.1**

    b. The parking space shall be outlined or painted blue and shall be marked with an International Symbol of Accessibility complying with Section 11B-703.7.2.1 International Symbol of Accessibility a minimum 36 inches wide by 36 inches high in white or a suitable contrasting color. The centerline of the International Symbol of Accessibility shall be a maximum of 6 inches from the centerline of the parking space, its sides parallel to the length of the parking space and its lower corner at, or lower side aligned with, the end of the parking space. **§11B-502.6.4.2**

23. An additional sign shall be posted either; 1) in a conspicuous place at each entrance to an off-street parking facility or 2) immediately adjacent to on-site accessible parking and visible from each parking space. **§11B-502.8**

    a. The additional sign shall not be less than 17 inches wide by 22 inches high. **§11B-502.8.1**

    b. The additional sign shall clearly state in letters with a minimum height of 1 inch the following: **§11B-502.8.2**

       "Unauthorized vehicles parked in designated accessible spaces not displaying distinguishing placards or special license plates issued for persons with disabilities will be towed away at the owner's expense. Towed vehicles may be reclaimed at:_____ or by telephoning_____."

       Blank spaces shall be filled in with appropriate information as a permanent part of the sign.

24. Signs intended for use by pedestrians within parking facilities, including directional or informational signs indicating parking sections or levels, shall comply with the requirements of Section 11B-216. **§11B-216.5.2**

RELATIONSHIP TO ACCESSIBLE ROUTES

25. Parking spaces and access aisles shall be designed so that persons using them are not required to travel behind parking spaces other than to pass behind the parking space in which they parked. **§11B-502.7.1**

26. A curb or wheel stop shall be provided if required to prevent encroachment of vehicles over the required clear width of adjacent accessible routes. **§11B-502.7.2**

PASSENGER LOADING ZONES, DROP-OFF ZONES, AND BUS STOPS

27. Parking facilities that provide valet parking services shall provide at least one passenger loading zone complying with Section 11B-503 Passenger Drop-off and Loading Zones. The parking requirements of Section 11B-208.1 Parking Spaces General apply to facilities with valet parking. **§11B-209.4**

28. Mechanical access parking garages shall provide at least one passenger-loading zone complying with Section 11B-503 Passenger Drop-off and Loading Zones at vehicle drop-off and vehicle pick-up areas. **§11B-209.5**

29. Passenger drop-off and loading zones shall provide a vehicular pull-up space 96 inches wide minimum and 20 feet long minimum. **§11B-503.2**

30. Passenger drop-off and loading zones shall provide access aisles complying with the following adjacent and parallel to the vehicle pull-up space. Access aisles shall adjoin an accessible route and shall not overlap the vehicular way. **§11B-503.3**

    a. Access aisles serving vehicle pull-up spaces shall be 60 inches wide minimum. **§11B-503.3.1**

    b. Access aisles shall extend the full length of the vehicle pull-up spaces they serve. **§11B-503.3.2**

    c. Access aisles shall be marked with a painted borderline around their perimeter. The area within the borderlines shall be marked with hatched lines a maximum of 36 inches on center in a color contrasting with that of the aisle surface **§11B-503.3.3**

31. Vehicle pull-up spaces and access aisles serving them shall comply with Section 11B-302 Floor or Ground Surfaces. Access aisles shall be at the same level as the vehicle pull-up space they serve. Changes in level are not permitted. **§11B-503.4**

32. Vehicle pull-up spaces, access aisles serving them, and a vehicular route from an entrance to the passenger loading zone and from the passenger loading zone to a vehicular exit shall provide a vertical clearance of 114 inches minimum. **§11B-503.5**

33. Each passenger-loading zone designated for persons with disabilities shall be identified with a reflectorized sign complying with Section 11B-703.5 Visual Characters. It shall be permanently posted immediately adjacent to and visible from the passenger-loading zone stating "Passenger Loading Zone Only" and including the International Symbol of Accessibility (ISA) complying with Section 11B-703.7.2.1 ISA. **§11B-503.6**

E. PLUMBING FIXTURES AND FACILITIES

DRINKING FOUNTAINS

1. No fewer than two drinking fountains shall be provided. When provided, one drinking fountain shall comply with 11B-602.1 through 11B-602.6, 11B-602.8 and 11B-602.9 and one drinking fountain shall comply with 11B-602.7 and 11B-602.9. **§11B-211.2 (See exception)**

2. Where more than the minimum number of drinking fountains specified in 11B-211.2 are provided, 50 percent of the total number of drinking fountains provided shall comply with 11B-602.1 through 11B-602.6, 11B-602.6, 11B-602.8 and 11B-602.9 and 50 percent of the total number of drinking fountains provided shall comply with 11B-602.7 and 11B-602.9. **§11B-211.3 (See exception)**

3. Drinking fountains shall comply with Sections 11B-307 Protruding Objects and 11B-602 General Requirements. **§11B-602.1**

4. Units shall have a clear floor or ground space complying with Section 11B-305 Clear Floor or Ground Space positioned for a forward approach and centered on the unit. Knee and toe clearance complying with Section 11B-306 Knee and Toe Clearance shall be provided. **§11B-602.2**

5. Where drinking fountains are used by children, a parallel approach complying with Section 11B-305 Clear Floor or Ground Surfaces shall be permitted at units where the spout is 30 inches maximum above the finish floor or ground and is 3½" maximum from the front edge of the unit, including bumpers. **§11B-602.2 (See exception)**

6. Spout outlets shall be 36 inches maximum above the finish floor or ground. **§11B-602.4**

7. The spout shall be located 15 inches minimum from the vertical support and 5 inches maximum from the front edge of the unit, including bumpers. **§11B-602.5**

8. The spout shall provide a flow of water 4inches high minimum and shall be located 5 inches maximum from the front of the unit. The angle of the water stream shall be measured horizontally relative to the front face of the unit. Where spouts are located less than 3 inches from the front of the unit, the angle of the water stream shall be 30 degrees maximum. Where spouts are located between 3 inches and 5 inches maximum from the front of the unit, the angle of the water stream shall be 15 degrees maximum. **§11B-602.6**

9. Spout outlets of drinking fountains for standing persons shall be 38 inches minimum and 43 inches maximum above the finish floor or ground. **§11B-602.7**

10. Wall and post-mounted cantilevered drinking fountains shall be 18 inches minimum and 19 inches maximum in depth. **§11B-602.8**

11. All drinking fountains shall either be located completely within alcoves, positioned completely between wing walls, or otherwise positioned so as not to encroach into pedestrian ways. The protected area within such a drinking fountain is located shall be 32 inches wide minimum and 18 inches deep minimum, and shall comply with Section 11B-305.7 Maneuvering Clearance. When used, wing walls or barriers shall protect horizontally at least as far as the drinking fountain and to within 6 inches vertically from the floor or ground surface. **§11B-602.9**

TOILET AND BATHING ROOM CLEARANCES

12. Where toilet facilities and bathing facilities are provided, they shall comply with 11B-213 Toilet Facilities and Bathing Facilities. Where toilet facilities and bathing facilities are provided in facilities permitted by 11B-206.2.3 Multi-Story Buildings and Facilities Exceptions 1 and 2 not to connect stories by an accessible route, toilet facilities and bathing facilities shall be provided on a story connected by an accessible route to an accessible entrance. **§11B-213.1**

13. Where separate toilet facilities are provided for the exclusive use of separate user groups, the toilet facilities serving each user group shall comply with 11B-213 Toilet Facilities and Bathing Facilities. **§11B-213.1.1**

14. Where toilet rooms are provided, each toilet room shall comply with 11B-603 Toilet and Bathing Rooms. Where bathing rooms are provided, each bathing room shall comply with 11B-603 Toilet and Bathing Rooms. **§11B-213.2 (See exception)**

15. Unisex toilet rooms shall contain not more than one lavatory, and not more than two water closets without urinals or one water closet and one urinal. Unisex bathing rooms shall contain one shower or one shower and one bathtub, one lavatory, and one water closet. Doors to unisex toilet rooms and unisex bathing rooms shall have privacy latches. **§11B-213.2.1**

16. Door shall not swing into the clear floor space or clearance required for any fixture. Other than the door to the accessible water closet compartment, a door in any position may encroach into the turning space by 12 inches maximum. **§11B-603.2.3**

17. At single user toilet or bathing rooms, doors shall be permitted to swing into the clear floor space or clearance required for any fixture only if a 30 inch by 48-inch minimum clear floor space is provided within the room beyond the arc of the door swing. **§11B-603.2.3 (See exception)**

18. Mirrors located above the lavatories or countertops shall be installed within the bottom edge of the reflecting surface 40 inches maximum above the finish floor or ground. Mirrors not located above the lavatories or countertops shall be installed with the bottom edge of the reflecting surface 35 inches maximum above the finish floor or ground. **§11B-603.3**

19. Coat hooks shall be located within one of the reach ranges specified in Section 11B-308. Shelves shall be located 40 inches minimum and 48 inches maximum above the finish floor. Medicine cabinets shall be located with a usable shelf no higher than 44 inches maximum above the finish floor. **§11B-603.4**

20. Where towel or sanitary napkin dispensers, waste receptacles, or other accessories are provided in toilet facilities, at least one of each type shall be located on an accessible route. All operable parts, including coin slots, shall be 40 inches maximum above the finish floor. Baby changing stations are not required to comply with Section 11B-603.5 (See exception) **§11B-603.5**

21. Bathtubs shall comply with section **11B-607** including the requirements for clearances, grab bars, seats, controls, shower spray unit and water and bathtub enclosures.

22. Shower compartments shall comply with section **11B-608** including the requirements for clearances, grab bars, seats, controls, shower spray unit and water, thresholds, shower enclosures, shower floor or ground surface and soap dish.

WATER CLOSETS AND TOILET COMPARTMENTS

23. Where toilet compartments are provided, at least 5 percent but no fewer than one toilet compartment shall comply with Section 11B-604.8.1. In addition to the compartments required to comply with 11B-604.8.1, where six or more toilet compartments are provided, or where the combination of urinals and water closets totals six or more fixtures, toilet compartments complying with Section 11B-604.8.2 shall be provided in the same quantity as the toilet compartments required to comply with Section 11B-604.8.1 **§11B-213.3.1**

24. Where water closets are provided, at least 5 percent but no fewer than one shall comply with Section 11B-604. **§11B-213.3.2**

25. The water closet shall be positioned with a wall or partition to the rear and to one side. The centerline of the water closet shall be 17 inches minimum to 18 inches maximum from the side wall or partition, except that the water closet shall be 17 inches minimum and 19 inches maximum from the side wall or partition in the ambulatory accessible toilet compartment specified in Section 11B-604.8.2 Ambulatory Accessible Compartments. Water closets shall be arranged for a left-hand or right-hand approach. **§11B-604.2**

26. Clearance around a water closet shall be 60 inches minimum measured perpendicular from the sidewall and 56 inches minimum measured perpendicular from the rear wall. A minimum 60 inches wide and 48 inches deep maneuvering space shall be provided in front of the water closet. **§11B-604.3.1**

27. The seat height of a water closet above the finish floor shall be 17 inches minimum and 19 inches maximum measured to the top of the seat. Seats shall not be sprung the return to a lifted position. Seats shall be 2 inches high maximum and a 3-inch high seat shall be permitted only in alterations where the existing fixture is less than 15 inches high. **§11B-604.4 (See exception for Residential Units)**

28. The sidewall grab bars shall be 42 inches long minimum, located 12 inches maximum from the rear wall and extending 54 inches minimum from the rear wall with the front end positioned 24 inches minimum in front of the water closet. **§11B-604.5.1**

29. The rear grab bar shall be 36 inches long minimum and extend from the centerline of the water closet 12 inches minimum on one side and 24 inches minimum on the other side. **§11B-604.5.2 (See exception)**

30. Flush controls shall be hand operated or automatic. Hand operated flush controls shall comply with Section 11B-309.4 Operation except they shall be located 44 inches maximum above the floor. Flush controls shall be located on the open side of the water closet except in ambulatory accessible compartments complying with Section 11B-604.8.2 Ambulatory Accessible Compartments. **§11B-604.6**

31. Toilet paper dispensers shall comply with Section 11B-309.4 Operation and shall be 7 inches minimum and 9 inches maximum in front of the water closet measured to the centerline of the dispenser. The outlet of the dispenser shall be below the grab bar, 19 inches minimum above the finish floor and shall not be located behind the grab bars. Dispensers shall not be of a type that control delivery or that does not allow continuous paper flow. **§11B-604.7**

32. Wheelchair accessible toilet compartments shall meet the requirements of Sections 11B-604.8.1 Wheelchair Accessible Compartments and 11B-604.8.3 Coat Hooks and Shelves. Compartments containing more than one plumbing fixture shall comply with Section 11B-603 Toilet and Bathing Rooms. Ambulatory accessible compartments shall comply with Sections 11B-604.8.2 Ambulatory Accessible Compartments and 11B-604.8.3 Coat Hooks and Shelves. **§11B-604.8**

33. In a wheelchair accessible compartment with an in-swing door, a minimum 60 inches wide by 36 inches deep maneuvering space shall be provided in front of the clearance required in Section 11B-604.8.1.1 Wheelchair Accessible Compartment Size. **§11B-604.8.1.1, Figures 11B-604.8.1.1.2(b) and 11B-604.8.1.1.3(b)**

34. In a wheelchair accessible compartment with a door located in the side wall or partition, either in-swinging or out-swinging, a minimum 60 inches wide and 60 inches deep maneuvering space shall be provided in front of the water closet. **§11B-604.8.1.1.2 Figure 11B-604.8.1.1.2**

35. In a wheel chair accessible compartment with end-opening door located in the front wall or partition (facing water closet), either in-swinging or out-swinging, a minimum 60 inches wide and 48 inches deep maneuvering space shall be provided in front of the water closet. **§11B-604.8.1.1.3 Figure 11B-604.8.1.1.3**

36. Toilet compartment doors, including door hardware, shall comply with Section 11B-404 Doors, Doorways, and Gates except that if the approach is from the push side of the compartment door, clearance between the door side of the compartment and any obstruction shall be 48 inches minimum measured perpendicular to the compartment door in its closed position. Door shall be located in front partition or in the side wall or partition farthest from the water closet. **§11B-604.8.1.2**

37. Where toilet compartment doors are located in the front partition, the door opening shall be 4 inches maximum from the sidewall or partition farthest from the water closet. Where located in the sidewall or partition, the door opening shall be 4 inches maximum from the front partition and the door shall be self-closing. **§11B-604.8.1.2**

38. A door pull complying with Section 11B-404.2.7 Door and Gate Hardware shall be placed on both sides of the door near the latch. Door shall not swing into the clear floor space or clearance required for any fixture. Doors may swing into that portion of the maneuvering space which does not overlap the clearance required at a water closet. **§11B-604.8.1.2 (See exception)**

39. At least one side partition shall provide a toe clearance of 9 inches minimum above the finish floor and 6 inches deep minimum beyond the compartment-side face of the partition, exclusive of partition support members. Partition components at toe clearances shall be smooth without sharp edges or abrasive surfaces. Compartments for children's use shall provide a toe clearance of 12 inches minimum above the finish floor. **§11B-604.8.1.4**

40. Ambulatory accessible compartments shall have a depth of 35 inches minimum and 37 inches maximum. **§11B-604.8.2.1**

41. Water closets and toilet compartments for children's use shall comply with Section 11B-604.9 Water Closets and Toilet Compartments for Children's Use and follow suggested dimensions on Table 11B-604.9. **§11B-604.9**

42. Where urinals are provided, at least 10 percent but no fewer than one shall comply with Section 11B-605. **§11B-213.3.3.**

43. Urinals shall be the stall-type or the wall-hung type with the rim 17 inches maximum above the finish floor or ground. Urinals shall be 13½ inches deep minimum measured from the outer face of the urinal rim to the back of the fixture. **§11B-605.2**

44. Flush controls shall be hand operated or automatic. Hand operated flush controls shall comply with Section 11B-309 Operable Parts except that the flush control shall be mounted at a maximum height of 44 inches above the finish floor. **§11B-605.4**

45. Where lavatories are provided, at least 10 percent but no fewer than one shall comply with Section 11B-606 and shall not be located in a toilet compartment. **§11B-213.3.4, §11B-606.1.**

46. For lavatories and sinks, a clear floor space complying with Section 11B-305 Clear Floor or Ground Surfaces, positioned for a forward approach, and knee and toe clearance complying with Section 11B-306 Knee and Toe Clearance shall be provided. **§11B-606.2**

47. Lavatories and sinks shall be installed with the front of the higher of the rim or counter surface 34 inches maximum above the finish floor or ground. **§11B-606.3**

SIGNS RELATED TO TOILETS AND BATHRING FACILITIES

48. Entrances leading to toilet rooms and bathing rooms complying with 11B-603 Toilet and Bathing Rooms shall be identified by a geometric symbol complying with 11B-703.7.2.6 Toilet and Bathing Room Geometric Symbols. Where existing toilet rooms or bathing rooms do not comply with 11B-603 Toilet and Bathing Rooms, directional signs indicating the location of the nearest compliant toilet room or bathing room within the facility shall be provided. Signs shall comply with 11B-703.5 Visual Characters and shall include the International Symbol of Accessibility complying with 11B-703.7.2.1 ISA. Where existing toilet rooms or bathing rooms do not comply with 11B-603 Toilet and Bathing Rooms, the toilet rooms or bathing rooms complying with 11B-603 Toilet and Bathing Rooms shall be identified by the International Symbol of Accessibility complying with 11B-703.7.2.1 ISA. Where clustered single user toilet rooms or bathing facilities are permitted to use exceptions to 11B-213.2 Toilet and Bathing Rooms, toilet rooms or bathing facilities complying with 11B-603 Toilet and Bathing Rooms shall be identified by the International Symbol of Accessibility complying with 11B-703.7.2.1 ISA unless all toilet rooms and bathing facilities comply with 11B-603 Toilet and Bathing Rooms. Existing buildings that have been remodeled to provide specific toilet rooms or bathing rooms for public use that comply with these building standards shall have the location of and the directions to these rooms posted in or near the building lobby or entrance on a sign complying with 11B-703.5 Visual Characters, including the International Symbol of Accessibility complying with 11B-703.7.2.1 ISA. **§11B-216.8**

49. Pictograms shall comply with the following:

    a. Pictograms shall have a field height of 6 inches minimum. Characters and Braille shall not be located in the pictogram field. **§11B-703.6.1**

    b. Pictograms and their field shall have a non-glare finish. Pictograms shall contrast with their field with either a light pictogram on a dark field or a dark pictogram on a light field. **§11B-703.6.2**

    c. Pictograms shall have text descriptors located directly below the pictogram field. Text descriptors shall comply with 11B-703.2 Raised Characters, 11B-703.3 Braille and 11B-703.4 Installation Height and Location. **§11B-703.6.3**

    d. The installation height and location of Pictogram signs shall be per **§11B-703.4.1.**

50. Symbols shall comply with the following:

    a. Doorways leading to toilet rooms and bathing rooms shall be identified by a geometric symbol complying with 11B-703.7.2.6 Toilet and Bathing Facilities Geometric Symbols. The symbol shall be mounted at 58 inches minimum and 60 inches maximum above the finish floor or ground surface measured from the centerline of the symbol. Where a door is provided the symbol shall be mounted within 1 inch of the vertical centerline of the door. **§11B-703.7.2.6 (See exception)**

    b. Men's toilet and bathing facilities shall be identified by an equilateral triangle, ¼ inch thick with edges 12 inches long and a vertex pointing upward. The triangle symbol shall contrast with the door, either light on a dark background or dark on a light background. **§11B-703.7.2.6.1**

    c. Women's toilet and bathing facilities shall be identified by a circle, ¼ inch thick and 12 inches in diameter. The circle symbol shall contrast with the door, either light on a dark background or dark on a light background. **§11B-703.7.2.6.2**

    d. Unisex toilet and bathing facilities shall be identified by a circle, ¼ inch thick and 12 inches in diameter with a ¼ inch thick triangle with a vertex pointing upward superimposed on the circle and within the 12-inch diameter. The triangle symbol shall contrast with the circle symbol, either light on a dark background or dark on a light background. The circle symbol shall contrast with the door, either light on a dark background or dark on a light background. **§11B-703.7.2.6.3**

WASHING MACHINE AND CLOTHES DRYERS

51. Washing machines and clothes dryer's operable parts must comply with Section 11B-309 Operable Parts. **§11B-611.3**

52. Top loading machines shall have the door to the laundry compartment located 36 inches maximum above the finish floor. Front loading machines shall have the bottom of the opening to the laundry compartment located 15 inches minim and 36 inches maximum above the finish floor. **§11B-611.4**

F. COMMUNICATION ELEMENTS AND FEATURES

FIRE ALARM SYSTEMS

1. Where fire alarm systems and carbon monoxide alarm systems provide audible alarm coverage, alarms shall comply with 11B-215 Fire Alarm Systems. **§11B-215.1 (See exception)**

2. Alarms in public use areas and common use areas shall comply with 702 Chapter 9, Section 907.5.2.3.1. **§11B-215.2**

3. Where employee work areas have audible alarm coverage, the wiring system shall be designed so that visible alarms complying with 702 Chapter 9, Section 907.5.2.3.2 can be integrated into the alarm system. **§11B-215.3**

4. Fire alarm systems shall have permanently installed audible and visible alarms complying with NFPA 72 (1999 or 2002 edition) (incorporated by reference, see "Referenced Standards" in Chapter 1), except that the maximum allowable sound level of audible notification appliances complying with section 4-3.2.1 of NFPA 72 (1999 edition) shall have a sound level no more than 110 dB at the minimum hearing distance from the audible appliance. In addition, alarms in guest rooms required to provide communication features shall comply with sections 4-3 and 4-4 of NFPA 72 (1999 edition) or sections 7.4 and 7.5 of NFPA 72 (2002 edition), and Chapter 9, Sections 907.5.2.1 and 907.5.2.3. **§11B-702.1**

ASSISTIVE LISTENING SYSTEMS

5. Assistive listening systems shall be provided in assembly areas, including conference and meeting rooms, used for the purpose of entertainment, educational or civic gatherings, or similar purposes. **§202, §11B-219.2**

   Note: Assembly areas include, but are not limited to, classrooms, lecture halls, courtrooms, public meeting rooms, public hearing rooms, legislative chambers, motion picture houses, auditoria, theaters, playhouses, dinner theaters, concert halls, centers for the performing arts, amphitheaters, arenas, stadiums, grandstands, or convention centers. **§202, §11B-219.2**

6. Assistive listening system shall provide an amplification system utilizing transmitters, receivers, and coupling devices to bypass the acoustical space between a sound source and a listener by means of induction loop, radio frequency, infrared, or direct-wired equipment. **§202**

7. Provide (____) assistive listening systems. A minimum number of receivers equal to 4 percent of the total number of seats, but in no case less than two. **§11B-219.3**

8. Where a building contains more than one assembly area under one management, the total number of required receivers may be calculated using the total number of seats in the assembly areas provided that all receivers are usable with all systems. **§11B-219.3 (See exception)**

9. Twenty-five percent minimum of receivers provided for assistive listening systems, but no fewer than two, shall be hearing-aid compatible with except when all seats in an assembly area are served by means of an induction loop. **§11B-219.3**

10. When assistive-listening systems are limited to specific areas or seats, such areas or seats shall be within a 50-foot viewing distance of the stage or playing area and shall have a complete view of the stage or playing area. **§11B-219.4**

11. Permanently installed assistive-listening systems are required in areas if (1) they have fixed seating and (2a) they accommodate at least 50 persons or (2b) they have audio-amplification systems, except those used exclusively for paging and/or background music. **§11B-219.2, §11B-219.5**

12. Portable assistive-listening systems may serve more than one conference or meeting rooms if an adequate number of electrical outlets or other supplementary wiring is provided and permanently installed systems are not required. **§11B-219.5**

13. Receivers required for use with an assistive listening system shall include a 1/8 inch standard mono jack. **§11B-706.2**

14. Receivers required to be hearing aid compatible shall interface with telecoils in hearing aids through the provision of neck loops. **§11B-706.3**

15. Assistive listening systems shall be capable of providing a sound pressure level from 110 – 118 dB with a dynamic range on the volume control of 50 dB. **§11B-706.4**

16. Signal-to-noise ratio for internally generated noise in assistive listening systems shall be 18 dB minimum. **§11B-706.5**

17. Peak clipping shall not exceed 18 dB of clipping relative to the peaks of speech. **§11B-706.6**

TWO-WAY COMMUNICATION SYSTEMS

18. Two-way communication systems that are provided to gain admittance to a building or facility or to restricted areas within a building or facility shall provide both audible and visual signals. Handset cords, if provided, shall be 29 inches long minimum. **§11B-230.1, §11B-708**

19. Common use or public use system interface of communications systems between a residential dwelling unit and a site, building, or floor entrance shall include the capability of supporting voice and TTY communication with the residential dwelling unit interface. **§11B-708.4.1**

20. Residential dwelling unit system interface of communications systems between a residential dwelling unit and a site, building, or floor entrance shall include a telephone jack capable of supporting voice and TTY communication with the common use or public use system interface. **§11B-708.4.2**

TELEPHONES

21. Where coin-operated public pay telephones, coin less public pay telephones, public closed-circuit telephones, public courtesy phones, or other types of public telephones are provided, public telephones shall be provided in accordance with 11B-217 Telephones for each type of public telephone provided. For purposes of this section, a bank of telephones shall be considered to be two or more adjacent telephones. **§11B-217.1**

22. Except drive-up only public telephones, where public telephones are provided, wheelchair accessible telephones complying with 11B-704.2 shall be provided in accordance with Table 11B-217.2. **§11B-217.2**

23. Provide (_____) wheelchair accessible telephones in accordance with Table 11B-217.2.

24. All public telephones shall have volume controls complying with 11B-704.3. **§11B-217.3**

25. TTYs complying with 11B-704.4 shall be provided in accordance with 11B-217.4.

26. Where a bank of telephones in the interior of a building consists of three or more public pay telephones, at least one public pay telephone at the bank shall be provided with a shelf and an electrical outlet in accordance with 11B-704.5. **§11B-217.5 (See exception)**

HERMAN GROUP
4845 MAIN ST.
YORBA LINDA, CA. 92886
714-777-3765
rherman@rhermanse.com
https://www.rhermanse.com

CONTRACTOR:

PROJECT NAME:

Restroom remodel for:
Noble Creek
Community Center
390 Oak Valley Pkwy,
Beaumont, CA 92223

REVISIONS

	Date	Description
13		
12		
11		
10		
9		
8		
7		
6		
5		
4		
3		
2		
1		

SEAL / SIGNATURE

REGISTERED PROFESSIONAL ENGINEER
RICH HERMAN
No. 3255
Exp. 11/27
STATE OF CALIFORNIA

Signed 05/01/2026

The designs, drawings and/or written materials herein constitute the original and unpublished property of HERMAN GROUP. Said materials may not be reproduced, utilized or disclosed without written permission of HERMAN GROUP.

IF THIS DRAWING IS NOT 36" x 24" IT IS NOT TO SCALE

ACCESSIBILITY STANDARDS

PLOT DATE: 5/1/2026
DATE: 11/14/2025
PROJECT: **25-064**
SHEET: **DA1.2**

CALIFORNIA BUILDING CODE ACCESSIBLITY STANDARDS

SELECTED EXCERPTS FROM CALIFORNIA BUILDING CODE. FOR REFERENCE ONLY. -- REFER TO 2025 CALIFORNIA BUILDING CODE, CHAPTER 11B FOR SPECIFIC REQUIREMENTS.
WHERE THESE NOTES DIFFER FROM CHAPTER 11B REQUIREMENTS, CHAPTER 11B REQUIREMENTS SHALL PREVAIL.

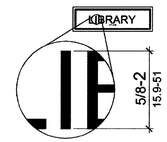

FIGURE *11B-703.2.5*
HEIGHT OF RAISED CHARACTERS

11B-703 Signs

11B-703.1 General. Signs shall comply with Section 11B- 703. Where both visual and tactile characters are required, either one sign with both visual and tactile characters, or two separate signs, one with visual, and one with tactile characters, shall be provided.

11B-703.1.1 Plan review and inspection. Signs as specified in Section 11B-703, or in other sections of this code, when included in the construction of new buildings or facilities, or when included, altered or replaced due to additions, alterations or renovations to existing buildings or facilities, and when a permit is required, shall comply with Sections 11B-703.1.1.1 and 11B-703.1.1.2.

11B-703.1.1.1 Plan review. Plans, specifications or other information indicating compliance with these regulations shall be submitted to the enforcing agency for review and approval.

11B-703.1.1.2 Inspection. Signs and identification devices shall be field inspected after installation and approved by the enforcing agency prior to the issuance of a final certificate of occupancy per Chapter 1, Division II, Section 111, or final approval where no certificate of occupancy is issued. The inspection shall include, but not be limited to, verification that Braille dots and cells are properly spaced and the size, proportion and type of raised characters are in compliance with these regulations.

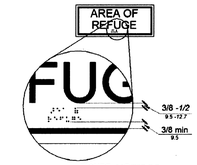

FIGURE *11B-703.3.2*
POSITION OF BRAILLE

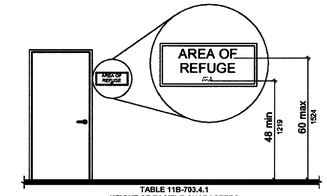

TABLE 11B-703.4.1
HEIGHT OF TACTILE CHARACTERS
ABOVE FINISH FLOOR OR GROUND

TABLE 11B-703.3.1
BRAILLE DIMENSIONS

MEASUREMENT RANGE	MINIMUM IN INCHES MAXIMUM IN INCHES
Dot base diameter	0.059 – 0.063
Distance between two dots in the same cell	0.100
Distance between corresponding dots in adjacent cells	0.300
Dot height	0.025 – 0.037
Distance between corresponding dots from one cell directly below	0.395 – 0.400

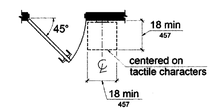

FIGURE *11B-703.4.2*
LOCATION OF TACTILE SIGNS AT DOORS

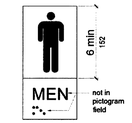

FIGURE *11B-703.6.1*
PICTOGRAM FIELD

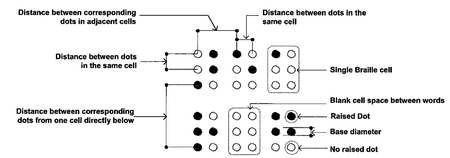

FIGURE 11B-703.3.1
BRAILLE MEASUREMENT

TABLE *11B-703.5.5*
VISUAL CHARACTER HEIGHT

HEIGHT TO FINISH FLOOR OR GROUND FROM BASELINE OF CHARACTER	HORIZONTAL VIEWING DISTANCE	MINIMUM CHARACTER HEIGHT
40 inches (*1016* mm) to less than or equal to 70 inches (*1778* mm)	less than 72 inches (*1829* mm)	$^{5}/_{8}$ inch (*15.9* mm)
	72 inches (*1829* mm) and greater	$^{5}/_{8}$ inch (*15.9* mm), plus $^{1}/_{8}$ inch (3.2 mm) per foot (305 mm) of viewing distance above 72 inches (*1829* mm)
Greater than 70 inches (*1778* mm) to less than or equal to 120 inches (*3048* mm)	less than 180 inches (*4572* mm)	2 inches (51 mm)
	180 inches (*4572* mm) and greater	2 inches (51 mm), plus $^{1}/_{8}$ inch (3.2 mm) per foot (305 mm) of viewing distance above 180 inches (*4572* mm)
greater than 120 inches (*3048* mm)	less than 21 feet (*6401* mm)	3 inches (*76* mm)
	21 feet (*6401* mm) and greater	3 inches (*76* mm), plus $^{1}/_{8}$ inch (3.2 mm) per foot (305 mm) of viewing distance above 21 feet (*6401* mm)

ACCESSIBILITY DETAILS FOR SIGNS

FIGURE 11B-703.7.2.1
INTERNATIONAL SYMBOL
OF ACCESSIBILITY
(ISA)

The International Symbol of Accessibility shall comply with Figure 11B-703.7.2.1. The symbol shall consist of a white figure on a blue background. The blue shall be FS 15090 in Federal Standard 595C

Volume control telephones. Telephones with a volume control shall be identified by a pictogram of a telephone handset with radiating sound waves on a square field such as shown in Figure 11B-703.7.2.3

FIGURE 11B-703.7.2.3
VOLUME CONTROL
TELEPHONE

FIGURE 11B-703.7.2.5
CLEANER AIR SYMBOL

Cleaner Air Symbol. Rooms, facilities and paths of travel that are accessible to and usable by people who are adversely impacted by airborne chemicals or particulate(s) and/or the use of electrical fixtures and/or devices shall be identified by the Cleaner Air Symbol complying with Figure 11B-703.7.2.5. This symbol is to be used strictly for publicly funded facilities or any facilities leased or rented by State of California, not concessionaires.

Assistive listening systems. Assistive listening systems shall be identified by the International Symbol of Access for Hearing Loss complying with Figure 11B-703.7.2.4

FIGURE 11B-703.7.2.4
INTERNATIONAL SYMBOL
FOR HEARING LOSS

FIGURE 11B-703.7.2.2
INTERNATIONAL SYMBOL
OF TTY

11B-703.7.2.2 International Symbol of TTY. The International Symbol of TTY shall comply with Figure 11B-703.7.2.2.

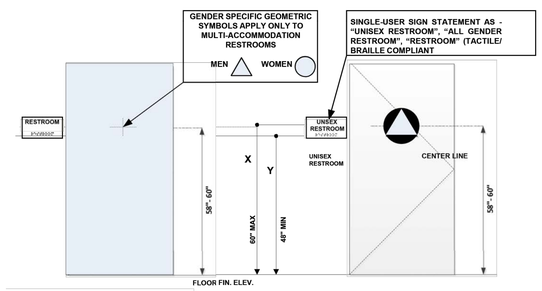

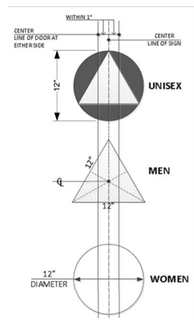

NOTE: PICTOGRAMS NOT REQUIRED

The provisions of CBC Chapter 11B require that a sanitary facility that is not specifically identified as for "men" or "women" (referred to in Chapter 11B as a "unisex" facility) have a geometric symbol on the door that is an equilateral triangle superimposed onto a circle. The "unisex" symbol is the only specific indicator required to be provided by Chapter 11B for a toilet facility that is available for use by all individuals. No pictogram, text, or braille is required on the symbol. (See attachment, Exhibit A.)

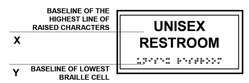

TACTILE / RAISED CHARACTER & GD-II BRAILLE SIGN

11B-703.4.1 Height above finish floor or ground.

Tactile characters on signs shall be located 48 inches (1219 mm) minimum above the finish floor or ground surface, measured from the baseline of the lowest Braille cells and 60 inches (1524 mm) maximum above the finish floor or ground surface, measured from the baseline of the highest line of raised characters. Exception: Tactile characters for elevator car controls shall not be required to comply with Section 11B-703.4.1.1.

HERMAN GROUP
4845 MAIN ST.
YORBA LINDA, CA. 92886
714-777-3765
rherman@rhermanse.com
https://www.rhermanse.com

CONTRACTOR:

PROJECT NAME:

Restroom remodel for:
Noble Creek
Community Center
390 Oak Valley Pkwy,
Beaumont, CA 92223

REVISIONS

	Date	Description
12		
11		
10		
9		
8		
7		
6		
5		
4		
3		
2		
1		

SEAL / SIGNATURE

REGISTERED PROFESSIONAL ENGINEER
RICH HERMAN
No. 3255
Exp 1/27
STATE OF CALIFORNIA

Signed 05/01/2026

The designs, drawings and/or written materials herein constitute the original and unpublished property of HERMAN GROUP. Said materials may not be reproduced, utilized or disclosed without written permission of HERMAN GROUP.

IF THIS DRAWING IS NOT 36" x 24"
IT IS NOT TO SCALE

ACCESSIBILITY STANDARDS

PLOT DATE: 5/1/2026
DATE: 11/14/2025
PROJECT: **25-064**
SHEET: **DA1.3**

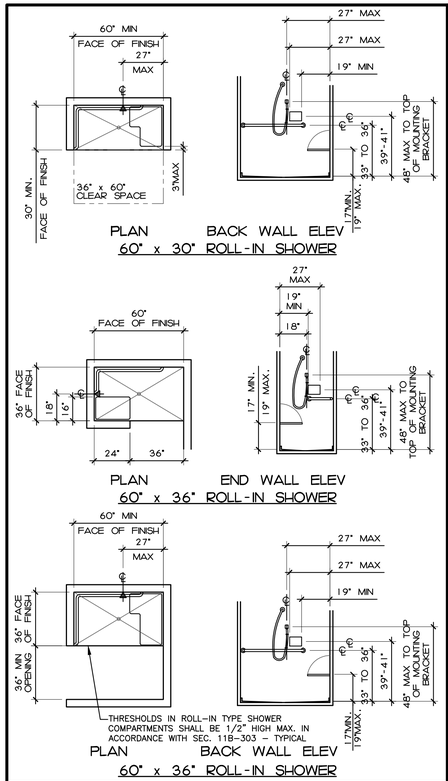

SHOWER STALLS 6

C.B.C. FIGURES 11B-608.2.2, 11B-608.2.3 & 11B-608.3.2

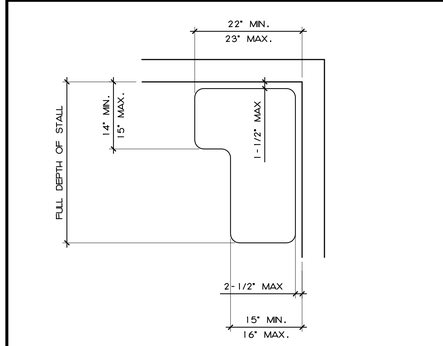

SHOWER SEAT 7

C.B.C. FIGURES 11B-610.3.2

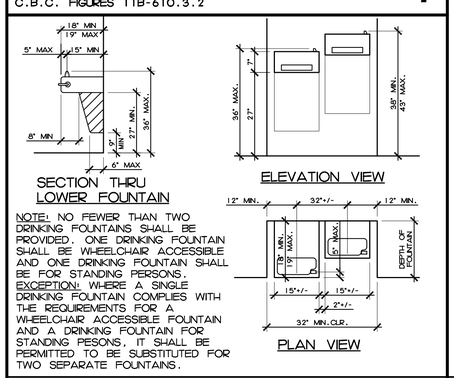

NOTE: NO FEWER THAN TWO DRINKING FOUNTAINS SHALL BE PROVIDED. ONE DRINKING FOUNTAIN SHALL BE WHEELCHAIR ACCESSIBLE AND ONE DRINKING FOUNTAIN SHALL BE FOR STANDING PERSONS.
EXCEPTION: WHERE A SINGLE DRINKING FOUNTAIN COMPLIES WITH THE REQUIREMENTS FOR A WHEELCHAIR ACCESSIBLE FOUNTAIN AND A DRINKING FOUNTAIN FOR STANDING PESONS, IT SHALL BE PERMITTED TO BE SUBSTITUTED FOR TWO SEPARATE FOUNTAINS.

DRINKING FOUNTAIN 8

C.B.C. FIGURES 11B-602.5

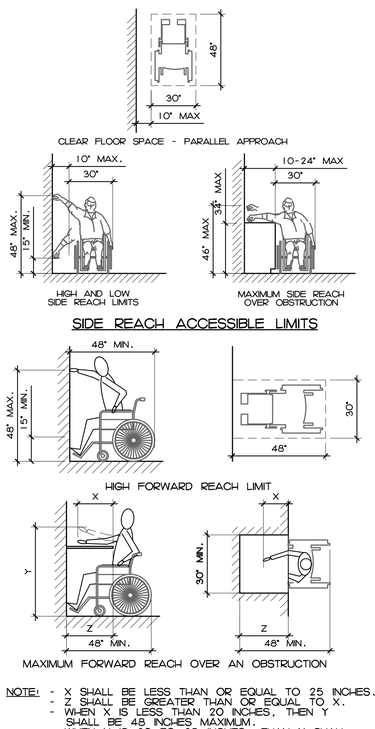

NOTE: - X SHALL BE LESS THAN OR EQUAL TO 25 INCHES.
- Z SHALL BE GREATER THAN OR EQUAL TO X.
- WHEN X IS LESS THAN 20 INCHES, THEN Y SHALL BE 48 INCHES MAXIMUM.
- WHEN X IS 20 TO 25 INCHES, THAN Y SHALL BE 44 INCHES MAXIMUM.

FORWARD REACH

REACH 5

C.B.C. FIGURES 11B-308.2.2, 11B-308.3.1, & 11B-308.3.2

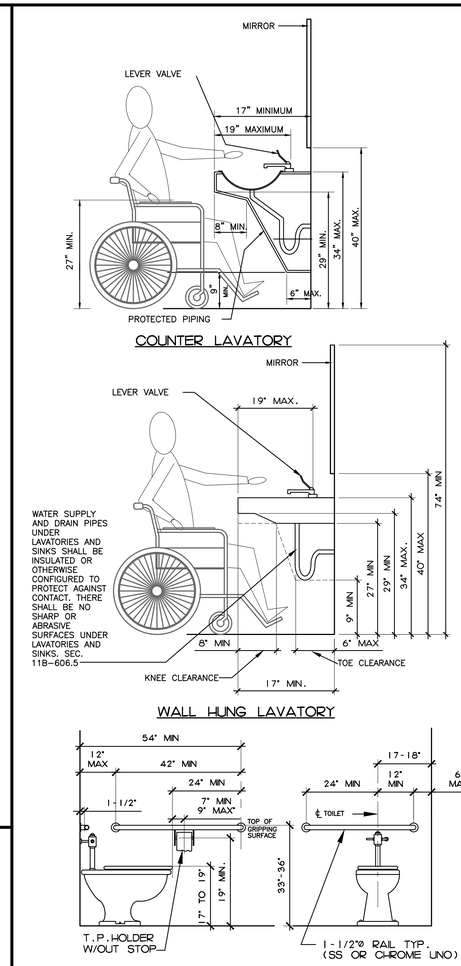

TOILET ROOM STANDARDS 1

C.B.C. FIGURES 11B-604.7, 11B-604.5.1, 11B-604.5.2, 11B-604.8.1.1.2, 11B-604.8.1.1.3, AND 11B-605.2

HERMAN GROUP
4845 MAIN ST.
YORBA LINDA, CA. 92886
714-777-3765
rherman@rhermanse.com
https://www.rhermanse.com

CONTRACTOR:

PROJECT NAME:

Restroom remodel for:
Noble Creek
Community Center
390 Oak Valley Pkwy,
Beaumont, CA 92223

REVISIONS

	Date	Description
12		
11		
10		
9		
8		
7		
6		
5		
4		
3		
2		
1		

SEAL / SIGNATURE

REGISTERED PROFESSIONAL ENGINEER
RITCH HERMAN
No. 3255
Exp. 12/31/27
CIVIL ENGINEER
STATE OF CALIFORNIA

Signed 05/01/2026

The designs, drawings and/or written materials herein constitute the original and unpublished property of HERMAN GROUP. Said materials may not be reproduced, utilized or disclosed without written permission of HERMAN GROUP.

IF THIS DRAWING IS NOT 36" x 24" IT IS NOT TO SCALE

ACCESSIBILITY STANDARDS

PLOT DATE:	5/1/2026
DATE:	11/14/2025
PROJECT:	25-064
SHEET:	DA1.4

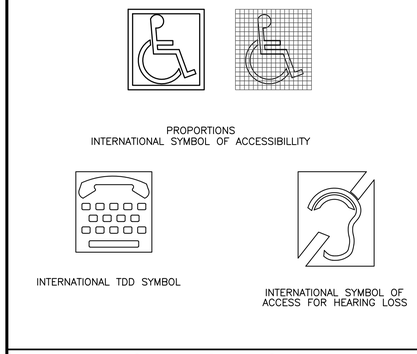

INTERNATIONAL SYMBOLS 17
NOT TO SCALE

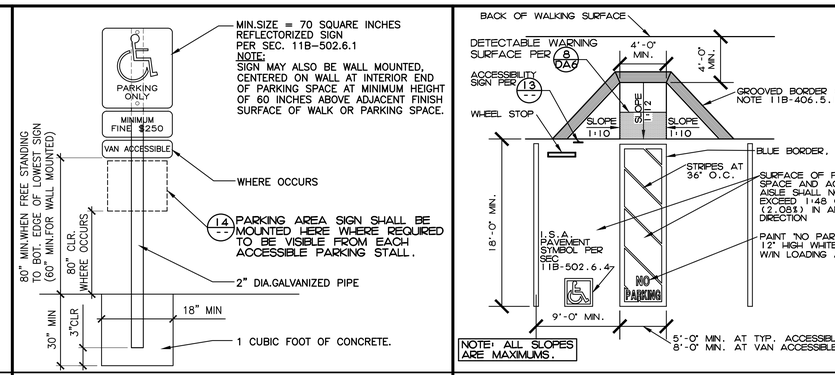

PARKING ACCESSIBILITY SIGN 13
NOT TO SCALE

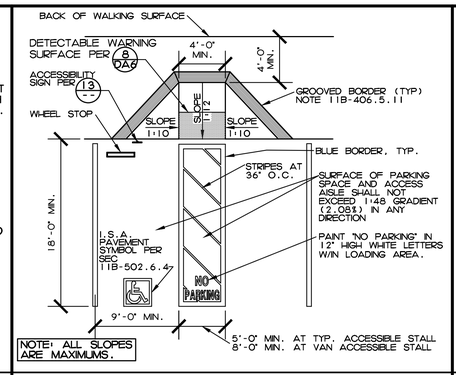

SINGL.ACCESSIBLE PARKING STALL 9
NOT TO SCALE

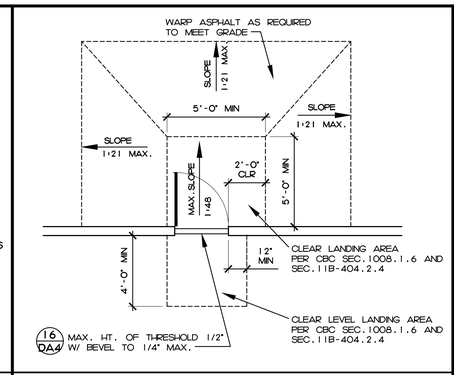

LANDING AT GRADE LEVEL DOOR 5
NOT TO SCALE

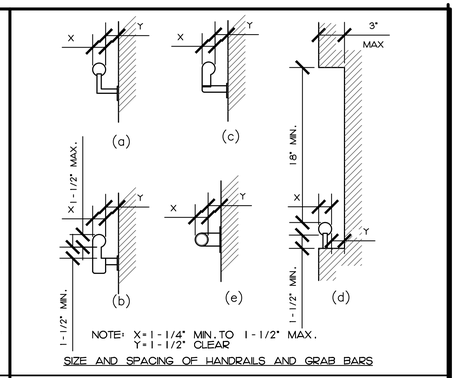

HANDRAILS OR GRAB BARS 1
NOT TO SCALE

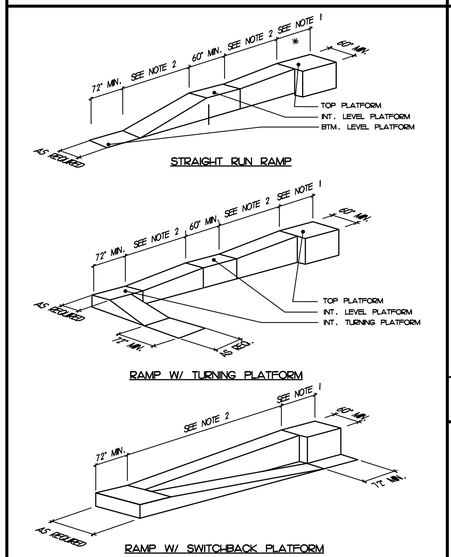

NOTE 1:
60" MIN. WHEN NO DOOR OPENS ONTO LANDING. WHEN DOOR SWINGS ONTO LANDING, MIN. WIDTH IS 42" PLUS DOOR WIDTH.

NOTE 2:
MAXIMUM HORIZONTAL DISTANCES OF EACH RAMP AND RUN VARY.

NOTE 3:
24" MIN. EXTERIOR AND 18" MIN INT. BEYOND THE STRIKE EDGE OF A GATE OR DOOR ON THE SIDE TOWARD WHICH IT SWINGS.

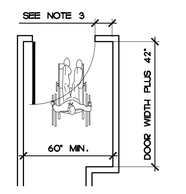

ACCESIBILITY FOR RAMPS 19
NOT TO SCALE

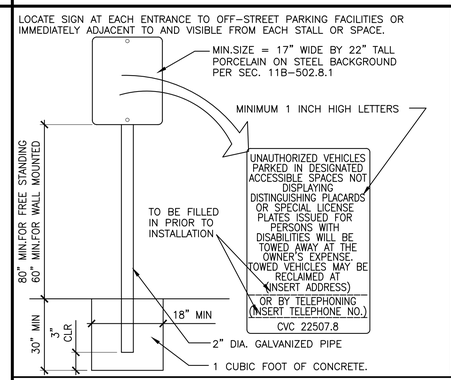

PARKING AREA SIGN 14
NOT TO SCALE

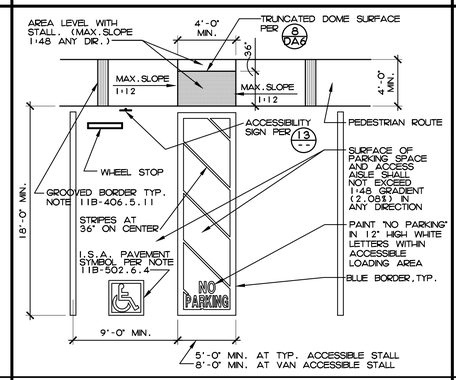

SINGL.ACCESSIBLE PARKING STALL 10
NOT TO SCALE

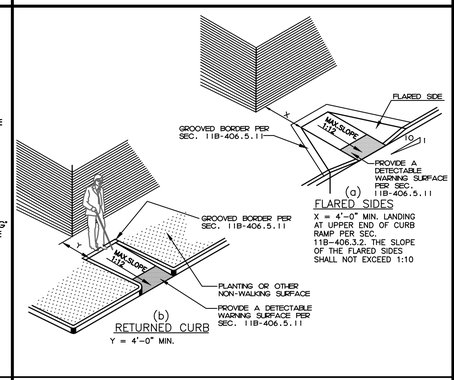

SIDES OF CURB RAMP 6
NOT TO SCALE

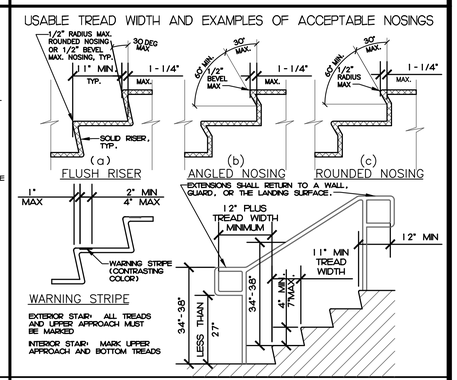

STAIR TREADS AND RAILING 2
NOT TO SCALE

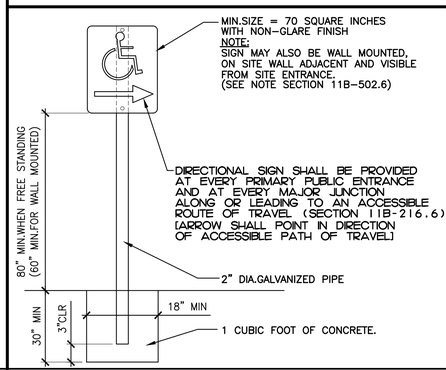

SITE ENTRANCE SIGN 15
NOT TO SCALE

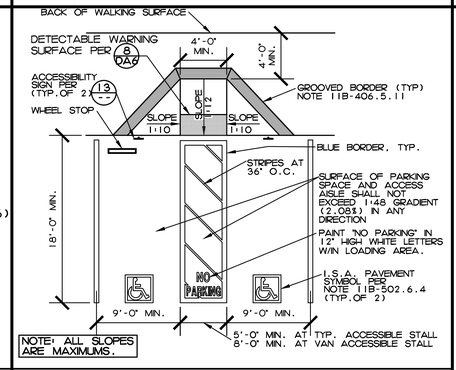

DBL. ACCESSIBLE PARKING STALL 11
NOT TO SCALE

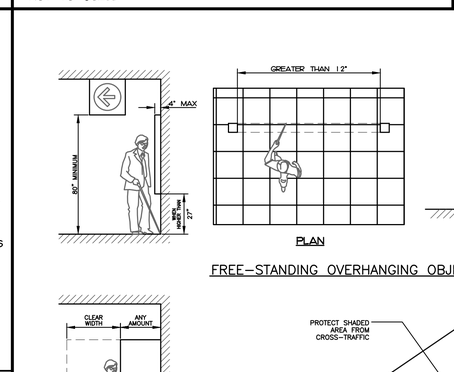

PROTRUDING OBJECTS 4
NOT TO SCALE

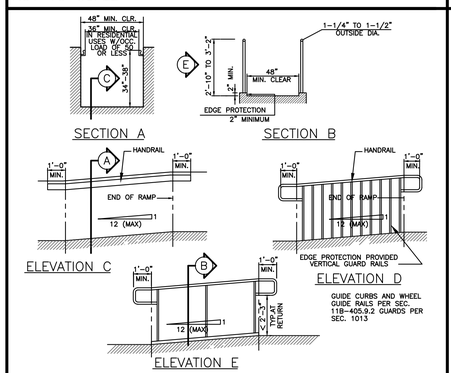

HANDRAIL AT RAMP 20
NOT TO SCALE

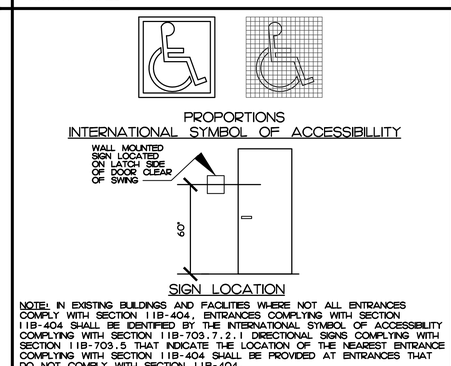

BUILDING ENTRANCE SIGN 16
NOT TO SCALE

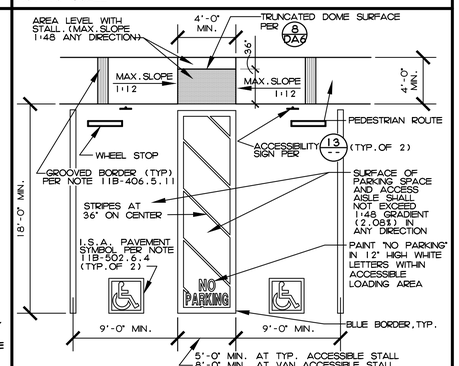

DBL. ACCESSIBLE PARKING STALL 12
NOT TO SCALE

HERMAN GROUP
4845 MAIN ST.
YORBA LINDA, CA. 92886
714-777-3765
rherman@rhermanse.com
https://www.rhermanse.com

CONTRACTOR:

PROJECT NAME:

Restroom remodel for:
Noble Creek Community Center
390 Oak Valley Pkwy,
Beaumont, CA 92223

REVISIONS

	Date	Description
7		
6		
5		
4		
3		
2		
1		

SEAL / SIGNATURE

REGISTERED PROFESSIONAL ENGINEER
RICH HERMAN
No. 3255
Exp. 11/27
STATE OF CALIFORNIA

Signed 05/01/2026

The designs, drawings and/or written materials herein constitute the original and unpublished property of HERMAN GROUP. Said materials may not be reproduced, utilized or disclosed without written permission of HERMAN GROUP.

IF THIS DRAWING IS NOT 36" x 24" IT IS NOT TO SCALE

ACCESSIBILITY STANDARDS

PLOT DATE:	5/1/2026
DATE:	11/14/2025
PROJECT:	25-064
SHEET:	DA1.5

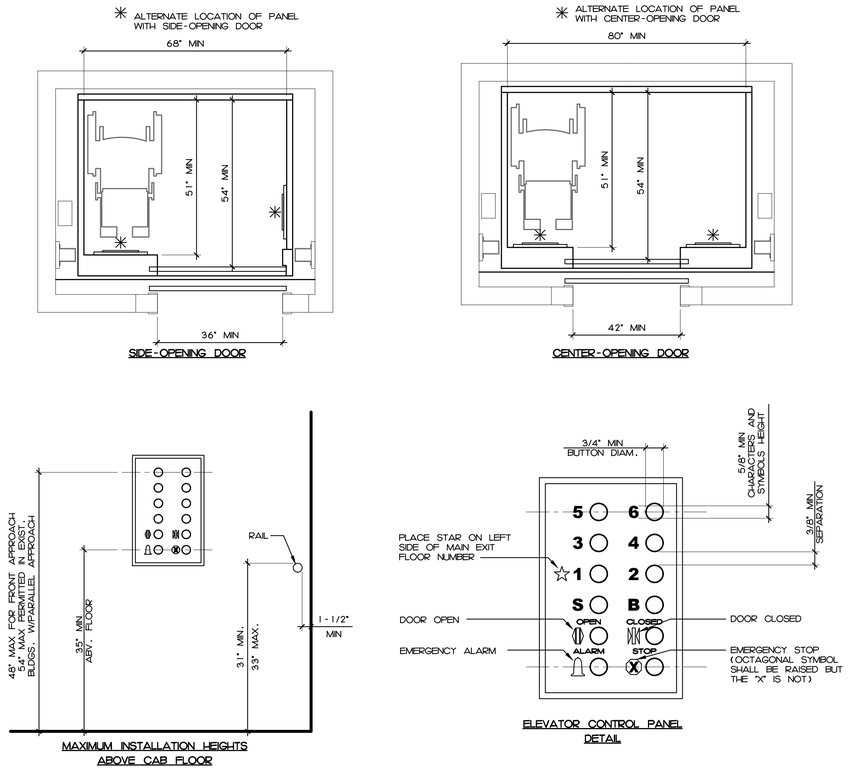

ELEVATOR
C.B.C. FIGURES 11B-40A, 11B-40B
10

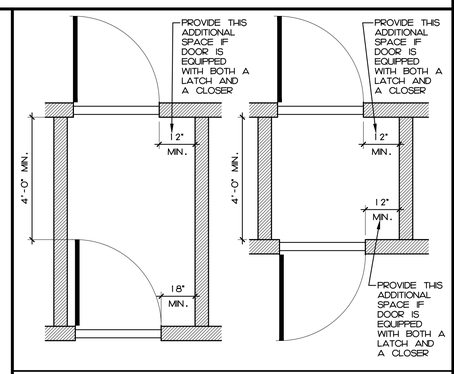

VESTIBULE
C.B.C. FIGURE 11B-404.2.6
5

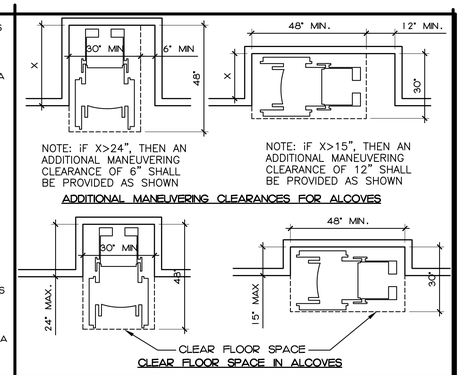

FLOOR CLEARANCES
C.B.C. FIGURE 11B-305.7.1 AND 11B-305.7.2
1

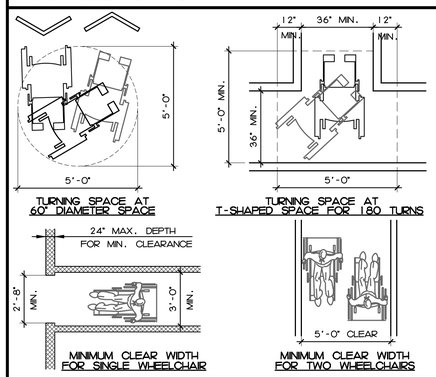

WHEELCHAIR CLEARANCES
C.B.C. FIGURES 11B-304.3.2
6

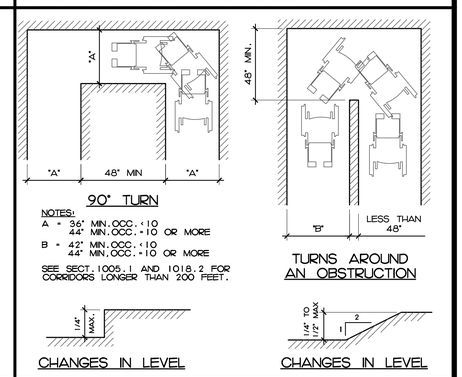

WIDTH OF ACCESS ROUTE
C.B.C. FIGURES 11B-403.5.2
2

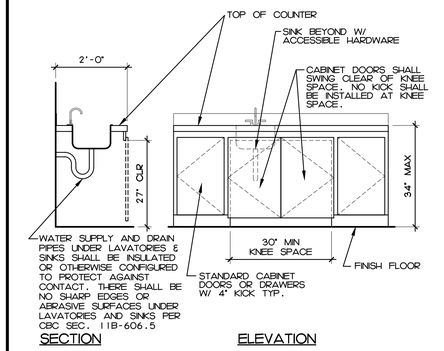

COFFEE SINK ACCESSIBILITY
7

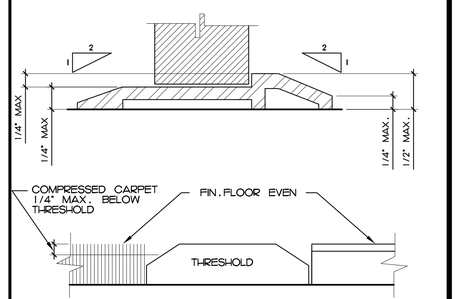

THRESHOLDS AT DOORWAYS
C.B.C. FIGURE 11B-303.3
3

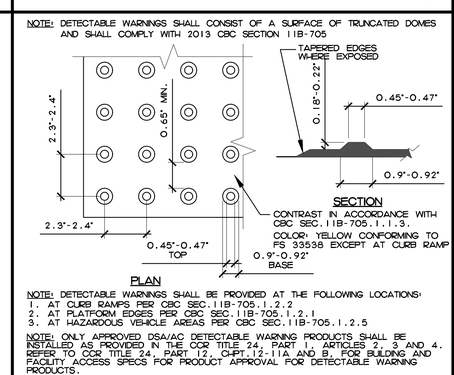

DETECTABLE WARNINGS
C.B.C. FIGURE 11B-705.1 AND 11B-705.2
8

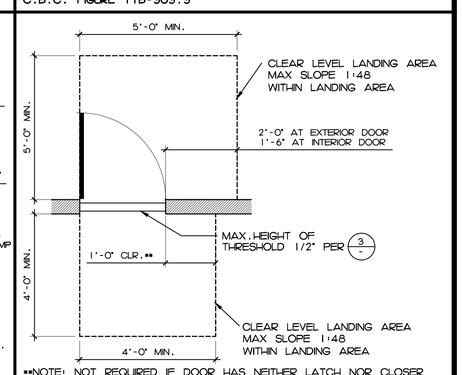

LANDINGS AT DOORS
C.B.C. FIGURES 11B-404.2.4.1
4

HERMAN GROUP
4845 MAIN ST.
YORBA LINDA, CA. 92886
714-777-3765
rherman@rhermanse.com
https://www.rhermanse.com

CONTRACTOR:

PROJECT NAME:

Restroom remodel for:
Noble Creek
Community Center
390 Oak Valley Pkwy,
Beaumont, CA 92223

REVISIONS

	Date	Description
12		
11		
10		
9		
8		
7		
6		
5		
4		
3		
2		
1		

SEAL / SIGNATURE

REGISTERED PROFESSIONAL ENGINEER
RITCH HERMAN
No. 3255
Exp. 11/27
CIVIL STRUCTURAL
STATE OF CALIFORNIA

Signed 05/01/2026

The designs, drawings and/or written materials herein constitute the original and unpublished property of HERMAN GROUP. Said materials may not be reproduced, utilized or disclosed without written permission of HERMAN GROUP.

IF THIS DRAWING IS NOT 36" x 24" IT IS NOT TO SCALE

ACCESSIBILITY STANDARDS

PLOT DATE: 5/1/2026
DATE: 11/14/2025
PROJECT: **25-064**
SHEET: **DA1.6**

2025 CALIFORNIA GREEN BUILDING STANDARDS CODE
NONRESIDENTIAL MANDATORY MEASURES, SHEET 1

Y = YES
N/A = NOT APPLICABLE
RESPON. PARTY = RESPONSIBLE PARTY (ie: ARCHITECT, ENGINEER, OWNER, CONTRACTOR, INSPECTOR ETC.)

CHAPTER 3
GREEN BUILDING
SECTION 301 GENERAL

301.1 SCOPE. Buildings shall be designed to include the green building measures specified as mandatory in the application checklists contained in this code. Voluntary green building measures are also included in the application checklists and may be included in the design and construction of structures covered by this code, but are not required unless adopted by a city, county, or city and county as specified in Section 101.7.

301.3 NONRESIDENTIAL ADDITIONS AND ALTERATIONS. [BSC-CG] The provisions of individual sections of Chapter 5 apply to newly constructed buildings, building additions of 1,000 square feet or greater, and/or building alterations with a permit valuation of $200,000 or above (for occupancies within the authority of California Building Standards Commission). Code sections relevant to additions and alterations shall only apply to the portions of the building being added or altered within the scope of the permitted work.

A code section will be designated by a banner to indicate where the code section only applies to newly constructed buildings [N] or to additions and/or alterations [A]. When the code section applies to both, no banner will be used.

301.3.1 Nonresidential additions and alterations that cause updates to plumbing fixtures only:

Note: On and after January 1, 2014, certain commercial real property, as defined in Civil Code Section 1101.3, shall have its noncompliant plumbing fixtures replaced with appropriate water-conserving plumbing fixtures under specific circumstances. See Civil Code Section 1101.1 *et seq.* for definitions, types of commercial real property affected, effective dates, circumstances necessitating replacement of noncompliant plumbing fixtures, and duties and responsibilities for ensuring compliance.

301.3.2 Waste Diversion. The requirements of Section 5.408 shall be required for additions and alterations whenever a permit is required for work.

301.4 PUBLIC SCHOOLS AND COMMUNITY COLLEGES. (see GBSC)
301.5 HEALTH FACILITIES. (see GBSC)

SECTION 302 MIXED OCCUPANCY BUILDINGS

302.1 MIXED OCCUPANCY BUILDINGS. In mixed occupancy buildings, each portion of a building shall comply with the specific green building measures applicable to each specific occupancy.

SECTION 303 PHASED PROJECTS

303.1 PHASED PROJECTS. For shell buildings and others constructed for future tenant improvements, only those code measures relevant to the building components and systems considered to be new construction (or newly constructed) shall apply.

303.1.1 Initial Tenant improvements. The provisions of this code shall apply only to the initial tenant improvements to a project. Subsequent tenant improvements shall comply with the scoping provisions in Section 301.3 non-residential additions and alterations.

ABBREVIATION DEFINITIONS:

HCD	Department of Housing and Community Development
BSC	California Building Standards Commission
DSA-SS	Division of the State Architect, Structural Safety
OSHPD	Office of Statewide Health Planning and Development
LR	Low Rise
HR	High Rise
AA	Additions and Alterations
N	New

CHAPTER 5
NONRESIDENTIAL MANDATORY MEASURES

DIVISION 5.1 PLANNING AND DESIGN
SECTION 5.101 GENERAL
5.101.1 SCOPE
The provisions of this chapter outline planning, design and development methods that include environmentally responsible site selection, building design, building siting and development to protect, restore and enhance the environmental quality of the site and respect the integrity of adjacent properties.

SECTION 5.102 DEFINITIONS
5.102.1 DEFINITIONS
The following terms are defined in Chapter 2 *(and are included here for reference)*

CUTOFF LUMINAIRES. Luminaires whose light distribution is such that the candela per 1000 lamp lumens does not numerically exceed 25 (2.5 percent) at an angle of 90 degrees above nadir, and 100 (10 percent) at a vertical angle of 80 degrees above nadir. This applies to all lateral angles around the luminaire.

TENANT-OCCUPANTS. Building occupants who inhabit a building during its normal hours of operation as permanent occupants, such as employees, as distinguished from customers and other transient visitors.

ZEV. [BSC-CG, DSA-SS] Any vehicle certified to zero-emission standards.

SECTION 5.105 DECONSTRUCTION AND REUSE OF EXISTING STRUCTURES
5.105.1 Scope. [BSC-CG] Effective July 1, 2024, alteration(s) to existing building(s) where the combined altered floor area is 100,000 square feet or greater shall comply with either Section 5.105.2, 5.409.2, or 5.409.3. Addition(s) to existing building(s) where the total floor area combined with the existing building(s) is 100,000 square feet or greater shall comply with either Section 5.105.2, Section 5.409.2, or Section 5.409.3. Effective January 1, 2026, the combined floor area shall be 50,000 square feet or greater.

[DSA-SS] Alteration(s) to existing building(s) where the combined altered floor area is 50,000 square feet or greater shall comply with either Section 5.105.2, 5.409.2, or 5.409.3. Addition(s) to existing building(s) where the total floor area combined with the existing building(s) is 50,000 square feet or greater shall comply with either Section 5.105.2, Section 5.409.2, or Section 5.409.3.

Exception [BSC-CG, DSA-SS]: Combined addition(s) to existing building(s) of two times the area or more of the existing building(s) is not eligible to meet compliance with Section 5.105.2.

5.105.2 Reuse of existing building. An alteration or addition to an existing building shall maintain at a minimum 45 percent combined of the existing building's primary structural elements (foundations; columns, beams, walls, and floors; and lateral elements) and existing building enclosure (roof framing, wall framing and exterior finishes). Window assemblies, insulation, portions of buildings deemed structurally unsound or hazardous, and hazardous materials that are remediated as part of the project shall not be included in the calculation.

5.105.2.1 Verification of compliance. Documentation shall be provided in the construction documents to demonstrate compliance with Section 5.105.2.

Note: Sample Worksheet WS-3 in Chapter 8 may be used to assist in documenting compliance with this section.

5.105.3 Deconstruction (Reserved).

SECTION 5.106 SITE DEVELOPMENT
5.106.1 STORM WATER POLLUTION PREVENTION FOR PROJECTS THAT DISTURB LESS THAN ONE ACRE OF LAND. Newly constructed projects and additions which disturb less than one acre of land, and are not part of a larger common plan of development or sale, shall prevent the pollution of storm water runoff from the construction activities through one or more of the following measures:

5.106.1.1 Local ordinance. Comply with a lawfully enacted storm water management and/or erosion control ordinance.

5.106.1.2 Best Management Practices (BMPs). Prevent the loss of soil through wind or water erosion by implementing an effective combination of erosion and sediment control and good housekeeping BMPs.

1. Soil loss BMPs that should be considered for implementation as appropriate for each project include, but are not limited to, the following:
   a. Scheduling construction activity during dry weather, when possible.
   b. Preservation of natural features, vegetation, soil, and buffers around surface waters.
   c. Drainage swales or lined ditches to control stormwater flow.
   d. Mulching or hydroseeding to stabilize disturbed soils.
   e. Erosion control to protect slopes.
   f. Protection of storm drain inlets (gravel bags or catch basin inserts).
   g. Perimeter sediment control (perimeter silt fence, fiber rolls).
   h. Sediment trap or sediment basin to retain sediment on site.
   i. Stabilized construction exits.
   j. Wind erosion control.
   k. Other soil loss BMPs acceptable to the enforcing agency.
2. Good housekeeping BMPs to manage construction equipment, materials, non-stormwater discharges and wastes that should be considered for implementation as appropriate for each project include, but are not limited to, the following:
   a. Dewatering activities.
   b. Material handling and waste management.
   c. Building materials stockpile management.
   d. Management of washout areas (concrete, paints, stucco, etc.).
   e. Control of vehicle/equipment fueling to contractor's staging area.
   f. Vehicle and equipment cleaning performed off site.
   g Spill prevention and control.
   h. Other housekeeping BMPs acceptable to the enforcing agency.

5.106.2 STORMWATER POLLUTION PREVENTION FOR PROJECTS THAT DISTURB ONE OR MORE ACRES OF LAND. Comply with all lawfully enacted stormwater discharge regulations for projects that (1) disturb one acre or more of land, or (2) disturb less than one acre of land but are part of a larger common plan of development sale.

Note: Projects that (1) disturb one acre or more of land, or (2) disturb less than one acre of land but are part of the larger common plan of development or sale must comply with the post-construction requirements detailed in the applicable National Pollutant Discharge Elimination System (NPDES) General permit for Stormwater Discharges Associated with Construction and Land Disturbance Activities issued by the State Water Resources Control Board or the Lahontan Regional Water Quality Control Board (for projects in the Lake Tahoe Hydrologic Unit).

The NPDES permits require postconstruction runoff (post-project hydrology) to match the preconstruction runoff (pre-project hydrology) with the installation of postconstruction stormwater management measures. The NPDES permits emphasize runoff reduction through on-site stormwater use, interception, evapotranspiration, and infiltration through nonstructural controls, such as Low Impact Development (LID) practices, and conversation design measures. Stormwater volume that cannot be addressed using nonstructural practices is required to be captured in structural practices and be approved by the enforcing agency.

Refer to the current applicable permits on the State Water Resources Control Board website at: www.waterboards.ca.gov/constructionstormwater. Consideration to the stormwater runoff management measures should be given during the initial design process for appropriate integration into site development.

5.106.4 BICYCLE PARKING. For buildings within the authority of California Building Standards Commission as specified in Section 103, comply with Section 5.106.4.1. For buildings within the authority of the Division of the State Architect pursuant to Section 105, comply with Section 5.106.4.2

5.106.4.1 Bicycle parking. [BSC-CG] Comply with Sections 5.106.4.1.1 and 5.106.4.1.2; or meet the applicable local ordinance, whichever is stricter.

5.106.4.1.1 Short-term bicycle parking. If the new project or an addition or alteration is anticipated to generate visitors, provide permanently anchored bicycle racks within 200 feet of the visitors' entrance, readily visible to passers-by, for 20% of the peak daily visitors, with a minimum of one two-bike capacity rack.

Exception: Additions or alterations which add nine or less visitor vehicular parking spaces.

5.106.4.1.2 Long-term bicycle parking. Acceptable bicycle parking facility for Section 5.106.4.1.2.1, 5.106.4.1.2.2 and 5.106.4.1.23 shall be conveniently located near the street and shall meet one of the following:

1. Covered, lockable enclosures with permanently anchored racks for bicycles;
2. Lockable bicycle rooms with permanently anchored racks; or
3.Lockable, permanently anchored bicycle lockers.

Calculations for bicycle parking requirements shall be rounded up to the nearest whole number.

5.106.4.1.2.1
For new buildings with tenant spaces, provide secure bicycle parking for 10 percent of the tenant-occupants, with a minimum of one bicycle parking facility.

5.106.4.1.2.2
For additions or alternations, provide secure bicycle parking for 10 percent of the tenant-occupants being added, with a minimum of one bicycle parking facility.

5.106.4.1.2.3
For new shell buildings in phased projects, provide secure bicycle parking for 10 percent of the anticipated tenant-occupants, with a minimum of one bicycle parking facility.

5.106.4.2 Bicycle parking. [DSA-SS] For public schools and community colleges, comply with Sections 5.106.4.2.1 and 5.106.4.2.2

5.106.4.2.1 Student bicycle parking. Provide permanently anchored bicycle racks conveniently accessed with a minimum of four two-bike capacity racks per new building.
5.106.4.2.2 Staff bicycle parking. Provide permanent, secure bicycle parking conveniently accessed with a minimum of two staff bicycle parking spaces per new building. Acceptable bicycle parking facilities shall be convenient from the street or staff parking area and shall meet one of the following:

1. Covered, lockable enclosures with permanently anchored racks for bicycles;
2. Lockable bicycle rooms with permanently anchored racks; or
3. Lockable, permanently anchored bicycle lockers.

5.106.5.3 Electric vehicle (EV) charging. [N] [BSC-CG] Construction to provide electric vehicle infrastructure and facilitate electric vehicle charging shall comply with Section 5.106.5.3.1 EV capable spaces, Section 5.106.5.3.2 Electric vehicle charging stations and associated Table 5.106.5.3.1, or Section 5.106.5.3.6 Electric vehicle charging stations (EVCS)—Power allocation method and associated Table 5.106.5.3.6 and shall be provided in accordance with regulations in the *California Building Code* and the *California Electrical Code*.

Exceptions:
1. On a case-by-case basis where the local enforcing agency has determined compliance with this section is not feasible based upon one of the following conditions:
   a. Where there is no local utility power supply
   b. Where the local utility is unable to supply adequate power.
   c. Where there is evidence suitable to the local enforcement agency substantiating the local utility infrastructure design requirements, directly related to the implementation of Section 5.106.5.3, may adversely impact the construction cost of the project.
2. Areas of parking facilities served by parking lifts, including but not limited to, automated mechanical-access open parking garages as defined in the California Building Code; or parking facilities otherwise incapable of supporting electric vehicle charging.

5.106.5.3.1 EV capable spaces. [N] EV capable spaces shall be provided in accordance with Table 5.106.5.3.1 and the following requirements:
1. Raceways complying with the California Electrical Code and no less that 1-inch (25 mm) diameter shall be provided and shall originate at a service panel or a subpanel(s) serving the area, and shall terminate in close proximity to the proposed location of the EV capable and into a suitable listed cabinet, box,enclosure or equivalent. A common raceway may be used to serve multiple EV charging spaces.
2. A service panel or subpanel (s) shall be provided with panel space and electrical load capacity for a dedicated 208/240 volt, 40-ampere minimum branch circuit for each EV capable space, with delivery of 30-ampere minimum to an installed EVSE at each EVCS.
3. The electrical system and any on-site distribution transformers shall have sufficient capacity to supply full rated amperage at each EV capable space.
4. The service panel or subpanel circuit directory shall identify the reserved overcurrent protective devices space(s) as "EV CAPABLE". The raceway termination location shall be permanently and visibly marked as "EV CAPABLE."

Note: A parking space served by electric vehicle supply equipment or designed as a future EV charging space shall count as at least one standard automobile parking space only for the purpose of complying with any applicable minimum parking space requirements established by an enforcement agency. See vehicle Code Section 22511.2 for further details.

TABLE 5.106.5.3.1 EV Capable Spaces and EVCS

TOTAL NUMBER OF ACTUAL PARKING SPACES	NUMBER OF REQUIRED EV CAPABLE SPACES	OTHER THAN OFFICE AND RETAIL NUMBER OF REQUIRED ECVS[4,2,3]	OFFICE AND RETAIL NUMBER OF REQUIRED ECVS[4,2,3]
1-9	0	0	0
10-25	4	2	3
26-50	8	4	6
51-75	13	6	8
76-100	17	8	13
101-150	25	12	19
151-200	35	18	26
201 AND OVER	20 percent of actual parking spaces[1]	50 percent of EV capable spaces[1]	75 percent of EV capable spaces[1]

1. Calculation for spaces shall be rounded up to the nearest whole number.
2. Each EVCS shall reduce the number of required capable spaces by the same number.
3. At least one Level 2 EVSE shall be provided.

5.106.5.3.2 Electric vehicle charging stations (EVCS) EV capable spaces shall be provided with electric vehicle supply equipment (EVSE) to create EVCS in the number indicated in Table 5.106.5.3.1. The EVCS required by Table 5.106.5.3.1 shall be provided with Level 2 EVSE or DCFC as permitted in Section 5.106.5.3.2.3. At least one Level 2 EVSE shall be provided.

One EV charger with multiple connectors capable of charging multiple EVs simultaneously shall be permitted if the electrical load capacity required by Section 5.106.5.3.1 for each EV capable space is accumulatively supplied to the EV charger.

5.106.5.3.2.1 Receptacle configurations. 208/240V EV charging receptacles shall comply with one of the following configurations:
1. For 20-ampere receptacles, NEMA 6-20R
2. For 30-ampere receptacles, NEMA 14-30R
3. For 50-ampere receptacles, NEMA 14-50R

5.106.5.3.2.2 EV charger connectors. EV chargers shall be equipped with SAE J1772 with a maximum output 240 Volts AC or SAE J3400 connectors.When using level 2 SAE J3400 SAE connectors, supplied by a 480 V 3-phase service, at least 20 percent of the EV charger connectors shall be SAE J1772 with a maximum output 240 Volts AC.

5.106.5.3.2.3 The installation of each DCFC EVSE shall be permitted to reduce the minimum number of required EV capable spaces without EVSE or EVCS with Level 2 EVSE by five and reduce proportionally the required electrical load capacity to the service panel or subpanel.

5.106.5.3.2.4 The installation of two low power Level 2 EV charging receptacles shall be permitted to reduce the minimum number of required EV capable spaces without EVSE in Table 5.106.5.3.1 by one.

5.106.5.3.2.4.1 Raceway capacity requirements. To allow for future upgrades to the electrical conductors serving low power Level 2 charging receptacles, the listed raceway serving such receptacles shall be sized to allow the installation of a dedicated 208/240-volt 40-ampere branch circuit. Where no raceway is used, the conductors shall be sized to accommodate a 208/240-volt 40-ampere receptacle.

5.106.5.3.3 Use of automatic load management systems (ALMS).
ALMS shall be permitted for EVCS. When ALMS is installed, the required electrical load capacity specified in Section
5.106.5.3.1 for each EVCS may be reduced when serviced by an EVSE controlled by an ALMS. Each EVSE controlled by an ALMS shall deliver a minimum 30 amperes to an EV when charging one vehicle and shall deliver a minimum 3.3 kW while simultaneously charging multiple EVs.

5.106.5.3.4 Accessible EVCS.
When EVSE is installed, accessible EVSC shall be provided in accordance with the *California Building Code*, Chapter 11B, Section 11B-228.3.

Note: For EVCS signs, refer to Caltrans Traffic Operations Policy Directive 13-01 (Zero Emission Vehicle Signs and Pavement Markings) or its successor(s).

5.106.5.3.4 Accessible electric vehicle charging station (EVCS). When EVSE is installed, accessible EVCS shall be provided in accordance with the *California Building Code*, Chapter 11B, Section 11B-228.3.

5.106.5.3.5 Electric vehicle charging station signage. Electric vehicle charging stations shall be identified by signage or pavement markings in compliance with Caltrans Traffic Operations Policy Directive 13-01 (Zero Emission Vehicle Signs and Pavement Markings) or its successor(s).

Power allocation method shall include the following:
1. Use any kVA combination of EV capable spaces, low power Level 2, Level 2 or DCFC EVSEs.
2. At least one Level 2 EVSE shall be provided.

5.106.5.3.6 Electric vehicle charging stations (EVCS)—power allocation method. The power allocation method may be used as an alternative to the requirements in Section 5.106.5.3.1, Section 5.106.5.3.2 and associated Table 5.106.5.3.1. Use Table 5.106.5.3.6 to determine the total power in kVA required based on the total number of actual parking spaces.

TABLE 5.106.5.3.6 Power Allocation Method

TOTAL NUMBER OF ACTUAL PARKING SPACES	MINIMUM TOTAL kVA @ 6.6 kVA	OTHER THAN OFFICE AND RETAIL TOTAL kVA REQUIRED IN ANY COMBINATION OF EV CAPABLE[3,4] LOW POWER LEVEL 2, LEVEL 2[1, 2] OR DCFC	OFFICE AND RETAIL TOTAL kVA REQUIRED IN ANY COMBINATION OF EV CAPABLE[4,5] LOW POWER LEVEL 2, LEVEL 2[1, 2] OR DCFC
1-9	0	0	0
10-25	26.4	26.4	26.4
26-50	52.8	52.8	52.8
51-75	85.8	85.8	85.8
76-100	112.2	112.2	112.2
101-150	165	165	165
151-200	231	231	231
201 AND OVER	20 percent of actual parking spaces x 6.6	Total required kVA = P × .20 × 6.6 Where P = Parking spaces in facility	Total required kVA = P × .20 × 6.6 Where P = Parking spaces in facility

1. Level 2 EVSE @ 6.6 kVA minimum.
2. At least one Level 2 EVSE shall be provided.
3. Maximum allowed kVA to be utilized for EV capable spaces is 75 percent.
4. If EV capable spaces are utilized, they shall meet the requirements of Section 5.106.5.3.1 EV capable spaces.
5. For Office and Retail buildings the maximum allowed kVA to be utilized for EV capable is 25 percent.

5.106.5.3.6.1 Receptacle configurations. 208/240V EV charging receptacles shall comply with one of the following configurations:
1. For 20-ampere receptacles, NEMA 6-20R.
2. For 30-ampere receptacles, NEMA 14-30R.
3. For 50-ampere receptacles, NEMA 14-50R.

5.106.5.3.6.2 EV Charger connectors. EV chargers shall be equipped with SAE J1772 with a maximum output 240 Volts AC or SAE J3400 connectors. When using level 2 SAE J3400 connectors, supplied by a 480 V 3-phase service, at least 20 percent of the EV charger connectors shall be SAE J1772 with a maximum output 240 Volts AC.

5.106.5.3.6.3 Raceway capacity requirements. To allow for future upgrades to the electrical conductors serving low power Level 2 charging receptacles, the listed raceway serving such receptacles shall be sized to allow the installation of a dedicated 208/240-volt 40-ampere branch circuit. Where no raceway is used, the conductors shall be sized to accommodate a 208/240-volt 40-ampere receptacle.

5.106.5.4 Additions or alterations to existing buildings or parking facilities [A]. [BSC-CG] Existing buildings or parking facilities being modified by one of the following shall comply with Section 5.106.5.4.1 or 5.106.5.4.2. When EVSE is installed, accessible EVCS shall be provided in accordance with the *California Building Code*, Chapter 11B, Section 11B-228.3.

1. When the scope of construction work includes an increase in power supply to an electric service panel as part of a parking facility addition or alteration.
2. When a new photovoltaic system is installed covering existing parking spaces.
3. When additions or alterations to existing buildings are triggered pursuant to code Section 301.3 and the scope of work includes an increase in power supply to an electric service panel.

Exceptions:
1. On a case-by-case basis where the local enforcing agency has determined compliance with this section is not feasible based upon one of the following conditions:
   a. Where there is no local utility power supply.
   b. Where the local utility is unable to supply adequate power.
   c. Where there is evidence suitable to the local enforcement agency substantiating that additional local utility infrastructure design requirements, directly related to the implementation of Section 5.106.5.3, may adversely impact the construction cost of the project.
   d. Where demonstrated as impracticable excluding local utility service or utility infrastructure issues.
2. Remote parking facilities that do not have access to the building service panel.
3. Parking area lighting upgrades where no trenching is part of the scope of work.
4. Emergency repairs, including but not limited to water line break in parking facilities, natural disaster repairs, etc.

5.106.5.4.1 Existing buildings or parking areas without previously installed EV capable infrastructure [A]. When EV capable infrastructure does not exist at an existing parking facility or building, and the parking facility or building undergoes an addition or alteration listed in Section 5.106.5.4, construction shall include electric vehicle charging in compliance with either Section 5.106.5.3 and associated Table 5.106.5.3.1, or Section 5.106.5.3.6 and associated Table 5.106.5.3.6 for the total number of actual parking spaces being added or altered.

5.106.5.4.2 Existing buildings or parking areas with previously installed EV capable infrastructure [A]. When EV capable infrastructure is available at an existing parking facility or building, and the parking facility or building is undergoing an addition or alteration listed in Section 5.106.5.4, construction shall include electric vehicle charging in compliance with either Section 5.106.5.3 and associated Table 5.106.5.3.1, or Section 5.106.5.3.6 and associated Table 5.106.5.3.6. Install EVCS at all existing EV capable spaces, utilizing the existing EV capable allocated power and infrastructure for the total number of actual parking spaces being added or altered, prior to adding any new EV capable spaces. If the area being added or altered exceeds the existing EV capable capacity, allocated power and infrastructure, provide additional EV charging as needed to comply with this section.

5.106.5.5 Electric vehicle (EV) charging: medium-duty and heavy-duty. [N] [BSG-CG] Construction shall comply with Section 5.106.5.5.1 to facilitate future installation of electric vehicle supply equipment (EVSE). Construction for warehouses, grocery stores and retail stores, office buildings, and manufacturing facilities with planned off-street loading spaces shall also comply with Section 5.106.5.5.1 for future installation of medium- and heavy-duty EVSE.

Exceptions:
1. On a case-by-case basis where the local enforcing agency has determined compliance with this section is not feasible based upon one of the following conditions:
   a. Where there is no local utility power supply.
   b. Where the local utility is unable to supply adequate power.
   c. Where there is evidence suitable to the local enforcing agency substantiating that additional local utility infrastructure design requirements, directly related to the implementation of Section 5.106.5.3, may adversely impact the construction cost of the project.

When EVSE(s) is/are installed, it shall be in accordance with the *California Building Code*, the *California Electrical Code* and as follows:

5.106.5.5.1 Electric vehicle charging readiness requirements for warehouses, grocery stores, office buildings, and manufacturing facilities and retail stores with planned off-street loading spaces. [N]

In order to avoid future demolition when adding EV supply and distribution equipment, spare raceway(s) or busway(s) and adequate capacity for transformer(s), service panel(s) or subpanel(s) shall be installed at the time of construction in accordance with the *California Electrical Code*. Construction plans and specifications shall include, but are not limited to, the following:

1. The transformer, main service equipment and subpanels shall meet the minimum power requirement in Table 5.106.5.5.1 to accommodate the dedicated branch circuits for the future installation of EVSE.

2. The construction documents shall indicate one or more location(s) convenient to the planned off-street loading space(s) reserved for medium- and heavy-duty ZEV charging cabinets and charging dispensers, and a pathway reserved for routing of conduit from the termination of the raceway(s) or busway(s) to the charging cabinet(s) and dispenser(s), as shown in Table 5.106.5.5.1.

3. Raceway(s) or busway(s) originating at a main service panel or a subpanel(s) serving the area where potential future medium- and heavy-duty EVSE will be located and shall terminate in close proximity to the potential future location of the charging equipment for medium- and heavy-duty vehicles.

4. The raceway(s) or busway(s) shall be of sufficient size to carry the minimum additional system load to the future location of the charging for medium- and heavy-duty ZEVs as shown in Table 5.106.5.5.1.

TABLE 5.106.5.5.1 RACEWAY CONDUIT AND PANEL POWER REQUIREMENTS FOR MEDIUM- AND HEAVY-DUTY EVSE [N]

BUILDING TYPE	BUILDING SIZE (SQ. FT.)	NUMBER OF OFF-STREET LOADING SPACES	ADDITIONAL CAPACITY REQUIRED (KVA) FOR RACEWAY & BUSWAY AND TRANSFORMER & PANEL
Grocery	10,000 to 90,000	1 or 2	200
		3 or Greater	400
	Greater than 90,000	1 or Greater	400
Manufacturing Facilities	10,000 to 50,000	1 or 2	200
	10,000 to 50,000	3 or Greater	400
	Greater than 50,000	1 or Greater	400
Office Buildings	10,000 to 135,000	1 or 2	200
	10,000 to 135,000	3 or Greater	400
	Greater than 135,000	1 or Greater	400
Retail	10,000 to 135,000	1 or 2	200
		3 or Greater	400
	Greater than 135,000	1 or Greater	400
Warehouse	20,000 to 256,000	1 or 2	200
		3 or Greater	400
	Greater than 256,000	1 or Greater	400

5.106.5.6 Electric vehicle (EV) charging at public schools and community colleges. [DSA-SS] Electric vehicle infrastructure and electric vehicle charging stations shall comply with Section 5.106.5.6 and shall be provided in accordance with regulations in the California Building Code and the California Electrical Code.

Exceptions:
1. On a case-by-case basis where compliance with this section has been demonstrated to be not feasible based upon one of the following conditions,and with concurrence by the Division of the State Architect (DSA), compliance with Section 5.106.5.6 shall not be required.
   a. Where there is no local utility power supply.
   b. Where the local utility is unable to supply adequate power.
   c. The installation of EVCS is impracticable.
2. Parking spaces accessible only by automated mechanical car parking systems are not required to comply with Section 5.106.5.6.

5.106.5.6.1 EV capable spaces. EV capable spaces shall be provided in accordance with Table 5.106.5.6.1 and the following requirements:

1. Raceways complying with the California Electrical Code and no less than 1-inch (25 mm) diameter shall be provided and shall originate at a service panel or a subpanel(s) serving the area and shall terminate in close proximity to the proposed location of the EV capable space and into a suitable listed cabinet, box, enclosure or equivalent. A common raceway may be used to serve multiple EV capable spaces.

2. A service panel or subpanel(s) shall be provided with panel space and electrical load capacity for a dedicated 208/240 volt, 40-ampere minimum branch circuit for each EV capable space, with delivery of 30-ampere minimum to an installed EVSE at each EVCS.

3. The electrical system and any on-site distribution transformers shall have sufficient capacity to supply full rated amperage at each EV capable space.

4. The service panel or subpanel circuit directory shall identify the reserved overcurrent protective device space(s) as "EV CAPABLE." The raceway termination location shall be permanently and visibly marked as "EV CAPABLE."

DISCLAIMER: *THIS DOCUMENT IS PROVIDED AND INTENDED TO BE USED AS A MEANS TO INDICATE AREAS OF COMPLIANCE WITH THE CALIFORNIA GREEN BUILDING STANDARDS (CALGREEN) CODE. DUE TO THE VARIABLES BETWEEN BUILDING DEPARTMENT JURISDICTIONS, THIS CHECKLIST IS TO BE USED ON AN INDIVIDUAL PROJECT BASIS AND MAY BE MODIFIED BY THE END USER TO MEET THOSE INDIVIDUAL NEEDS. THE END USER ASSUMES ALL RESPONSIBILITY ASSOCIATED WITH THE USE OF THIS DOCUMENT, INCLUDING VERIFICATION WITH THE FULL CODE.*

HERMAN GROUP
4845 MAIN ST.
YORBA LINDA, CA. 92886
714-777-3765
rherman@rhermanse.com
https://www.rhermanse.com

CONTRACTOR:

PROJECT NAME:
Restroom remodel for:
Noble Creek Community Center
390 Oak Valley Pkwy,
Beaumont, CA 92223

REVISIONS

Date	Description

SEAL / SIGNATURE

REGISTERED PROFESSIONAL ENGINEER
RICH HERMAN
No. 3255
Exp. 11/27
STATE OF CALIFORNIA
Signed 05/01/2026

The designs, drawings and/or written materials herein constitute the original and unpublished property of HERMAN GROUP. Said materials may not be reproduced, utilized or disclosed without written permission of HERMAN GROUP.

IF THIS DRAWING IS NOT 36" x 24" IT IS NOT TO SCALE

CAL-GREEN NON RESIDENTIAL CHECK LIST

PLOT DATE: 5/1/2026
DATE: 11/14/2025
PROJECT: AIA CA
SHEET: CG1.0

2025 CALIFORNIA GREEN BUILDING STANDARDS CODE
NONRESIDENTIAL MANDATORY MEASURES, SHEET 2

Y = YES
N/A = NOT APPLICABLE
RESPON. PARTY = RESPONSIBLE PARTY (ie: ARCHITECT, ENGINEER, OWNER, CONTRACTOR, INSPECTOR ETC.)

TABLE 5.106.5.6.1		
TOTAL NUMBER OF ACTUAL PARKING SPACES	**NUMBER OF REQUIRED EV CAPABLE SPACES**	**NUMBER OF REQUIRED EVCS[2]**
0-9	0	0
10-25	4	1
26-50	8	2
51-75	13	3
76-100	17	4
101-150	25	6
151-200	35	9
201 AND OVER	20 percent of total spaces[1]	25 percent of EV capable spaces[1]

1. Calculation for spaces shall be rounded up to the nearest whole number.
2. Each EVCS shall reduce the number of required EV capable spaces by the same number.

5.106.5.6.2 Electric vehicle charging stations (EVCS). EV capable spaces shall be provided with EVSE to create EVCS in the number indicated in Table 5.106.5.6.1 and shall comply with Section 5.106.5.6.2. EVCS shall be serviced by Level 2 or Direct Current Fast Charging (DCFC) EVSE, or with EVSE in any combination of Level 2 and DCFC. Accessible EVCS shall be provided in accordance with *California Building Code* Chapter 11B.

5.106.5.6.2.1 Reduced number of EV capable spaces. The installation of each DCFC EVSE shall be permitted to reduce the minimum number of required EV capable spaces indicated in Table 5.106.5.6.1 by five and reduce proportionally the required electrical load capacity to the service panel or subpanel.

5.106.5.6.2.2 Multiple connectors. EVSE with multiple vehicle connectors capable of charging multiple EVs simultaneously shall be permitted if the electrical load capacity required by Section 5.106.5.6.1 for each EV capable space is accumulatively supplied to the EVSE.

5.106.5.6.2.3 Use of automatic load management systems (ALMS). ALMS shall be permitted for EVCS installed in accordance with Section 5.105.5.6.2. When ALMS is installed, the required electrical load capacity specified in Section 5.106.5.6.1 for each EVCS may be reduced when serviced by an EVSE controlled by an ALMS. Each EVSE controlled by an ALMS shall deliver a minimum 30 amperes to an EV when charging one vehicle and shall deliver a minimum 3.3 kW while simultaneously charging multiple EVs.

5.106.5.6.3 EVCS alternative compliance. In lieu of compliance with Section 5.106.5.6.2, EVCS shall be provided with Level 1, low power Level 2, or Level 2, or any combination of Level 1, low power Level 2 or Level 2 EVSE such that the total power supplied by the combination of EVSE meets the minimum power indicated in Table 5.106.5.6.3, based on the total number of actual parking spaces in each parking facility.

TABLE 5.106.5.6.3	
NUMBER OF PARKING SPACES IN A PARKING FACILITY	**MINIMUM TOTAL POWER (KVA) REQUIRED FOR EVCS**
0-9	0
10-25	7
26-50	14
51-75	20
76-100	27
101-150	40
151-200	60
201 AND OVER	Total required KVA = P × .05 × 6.6 Where P = Parking spaces in facility

5.106.5.6.4 EVCS for alterations of or additions to parking facilities. Alterations of or additions to parking facilities shall provide EVCS in compliance with Section 5.106.5.6.4. The installation of infrastructure for EV capable spaces required to be provided without EVSE shall not be required.

5.106.5.6.4.1 Alterations of and additions to parking facilities. EVCS shall be provided in accordance with the number indicated in Table 5.106.5.6.1 or minimum power indicated in Table 5.106.5.6.3 when the scope of work includes an increase in power supply to an electric panel serving light fixtures illuminating the parking area or when area containing parking spaces is added to a parking facility. The number of required EVCS shall be based on the total number of existing and new parking spaces in the parking facility.

5.106.5.6.4.2 Alterations consisting of the installation of photovoltaic systems. EVCS shall be provided in accordance with the number indicated in Table 5.106.5.6.1 or maximum power indicated in Table 5.106.5.6.3 when a new photovoltaic system is installed in an existing parking facility.

5.106.5.6.5 Requirement to install EVSE. Level 2 EVSE shall be provided in all existing EV capable spaces to create EVCS when a project is required by California Administrative Code Section 4-309 to be submitted for plan approval to the Division of the State Architect. When EVSE is installed in existing EV capable spaces, accessible EVCS shall be provided in accordance with *California Building Code* Chapter 11B.

Exception: Projects in which improvements in parking areas consist only of accessibility improvements are not required to comply with Section 5.106.5.6.5.

5.106.8 LIGHT POLLUTION REDUCTION. [N]. I Outdoor lighting systems shall be designed and installed to comply with the following:

1. The minimum requirements in the California Energy Code for Lighting Zones 0-4 as defined in Chapter 10, Section 10-114 of the California Administrative Code; and
2. Backlight (B) ratings as defined in IES TM-15-11 (shown in Table A-1 in Chapter 8);
3. Uplight and Glare ratings as defined in California Energy Code (shown in Tables 130.2-A and 130.2-B in Chapter 8) and
4. Allowable BUG ratings not exceeding those shown in Table 5.106.8, [N] or Comply with a local ordinance lawfully enacted pursuant to Section 101.7, whichever is more stringent.

Exceptions: [N]

1. Luminaires that qualify as exceptions in Sections 130.2 (b) and 140.7 of the California Energy Code.
2. Emergency lighting.
3. Building facade meeting the requirements in Table 140.7-B of the California Energy Code, Part 6.
4. Custom lighting features as allowed by the local enforcing agency, as permitted by Section 101.8 Alternate materials, designs and methods of construction.
5. Luminaires with less than 6,200 initial luminaire lumens.

TABLE 5.106.8 [N] MAXIMUM ALLOWABLE BACKLIGHT, UPLIGHT AND GLARE (BUG) RATINGS [1,2]					
ALLOWABLE RATING	**LIGHTING ZONE LZ0**	**LIGHTING ZONE LZ1**	**LIGHTING ZONE LZ2**	**LIGHTING ZONE LZ3**	**LIGHTING ZONE LZ4**
MAXIMUM ALLOWABLE BACKLIGHT RATING [3]					
Luminaire greater than 2 mounting heights (MH) from property line	N/A	No Limit	No Limit	No Limit	No Limit
Luminaire back hemisphere is 1-2 MH from property line	N/A	B2	B3	B4	B4
Luminaire back hemisphere is 0.5-1 MH from property line	N/A	B1	B2	B3	B3
Luminaire back hemisphere is less than 0.5 MH from property line	N/A	B0	B0	B1	B2
MAXIMUM ALLOWABLE UPLIGHT RATING (U)					
For area lighting [3]	N/A	U0	U0	U0	U0
For all other outdoor lighting,including decorative luminaires	N/A	U1	U2	U3	UR
MAXIMUM ALLOWABLE GLARE RATING [3] **(G)**					
MAXIMUM ALLOWABLE GLARE RATING [3] **(G)**	N/A	G1	G2	G3	G4
MAXIMUM ALLOWABLE GLARE RATING [3] **(G)**	N/A	G0	G1	G1	G2
MAXIMUM ALLOWABLE GLARE RATING [3] **(G)**	N/A	G0	G0	G1	G1
MAXIMUM ALLOWABLE GLARE RATING [3] **(G)**	N/A	G0	G0	G0	G1

1. IESNA Lighting Zones 0 and 5 are not applicable; refer to Lighting Zones as defined in the *California Energy Code* and Chapter 10 of the *California Administrative Code*.
2. For property lines that abut public walkways, bikeways, plazas and parking lots, the property line may be considered to be 5 feet beyond the actual property line for purpose of determining compliance with this section. For property lines that abut public roadways and public transit corridors, the property line may be considered to be the centerline of the public roadway or public transit corridor for the purpose of determining compliance with this section.
3. General lighting luminaires in areas such as outdoor parking, sales or storage lots shall meet these reduced ratings. Decorative luminaries located in these areas shall meet *U*-value limits for "all other outdoor lighting"

5.106.8.1 Facing- Backlight
Luminaries within 2MH of a property line shall be oriented so that the nearest property line is behind the fixture, and shall comply with the backlight rating specified in Table 5.106.8 based on the lighting zone and distance to the nearest point of that property line.

Exception: Corners. If two property lines (or two segments of the same property line) have equidistant point to the luminaire, then the luminaire may be oriented so that the intersection of the two lines (the corner) is directly behind the luminaire. The luminaire shall still use the distance to the nearest points(s) on the property lines to determine the required backlight rating.

5.106.8.2 Facing-Glare.
For luminaires covered by 5.106.8.1, if a property line also exists within or extends into the front hemisphere within 2MH of the luminaire then the luminaire shall comply with the more stringent glare rating specified in Table 5.106.8 based on the lighting zone and distance to the nearest point on the nearest property line within the front hemisphere.

Note: [N]
1.See also *California Building Code*, Chapter 12, Section 1205.6 for college campus lighting requirements for parking facilities and walkways.
2.Refer to Chapter 8 (Compliance Forms, Worksheets and Reference Material) for IES TM-15-11 Table A-1, *California Energy Code* Tables 130.2-A and 130.2-B.
3. Refer to the *California Building Code* for requirements for additions and alterations.

5.106.10 GRADING AND PAVING. Construction plans shall indicate how site grading or a drainage system will manage all surface water flows to keep water from entering buildings. Examples of methods to manage surface water include, but are not limited to, the following:

1. Swales.
2. Water collection and disposal systems.
3. French drains.
4. Water retention gardens.
5. Other water measures which keep surface water away from buildings and aid in groundwater recharge.
   Exception: Additions and alterations not altering the drainage path.

5.106.12 SHADE TREES [DSA-SS]. Shade Trees shall be planted to comply with Sections 5.106.12.1, 5.106.12.2, and 5.106.12.3. Percentages shown shall be measured at noon on the summer solstice. Landscape irrigation necessary to establish and maintain tree health shall comply with Section 5.304.6.

5.106.12.1 Surface parking areas. Shade tree plantings, minimum #10 container size or equal, shall be installed to provide shade over 50 percent of the parking area within 15 years.

Exceptions: Surface parking area covered by solar photovoltaic shade structures with roofing materials that comply with Table A5.106.11.2.2 in Appendix A5 shall be permitted in whole or in part in lieu of shade tree planting.

5.106.12.2 Landscape areas. Shade tress plantings, minimum #10 container size or equal shall be installed to provide shade of 20% of the landscape area within 15 years.

Exceptions: Playfields for organized sport activity are not included in the total area calculation.

5.106.12.3. Hardscape areas. Shade tree plantings, minimum #10 container size or equal shall be installed to provide shade over 20 percent of the hardscape area within 15 years.

Exceptions:
1. Walks, hardscape areas covered by solar photovoltaic shade structures or shade structures with roofing materials that comply with Table A5.106.11.2.2 in Appendix A5 shall be permitted in whole or in part in lieu of shade tree planting.
2. Designated and marked play areas of organized sport activity are not included in the total area calculation.

DIVISION 5.2 ENERGY EFFICIENCY

SECTION 5.201 GENERAL
5.201.1 Scope [BSC-CG]. ***California Energy Code [DSA-SS].*** For the purposes of mandatory energy efficiency standards in this code, the California Energy Commission will continue to adopt mandatory building standards.

DIVISION 5.3 WATER EFFICIENCY AND CONSERVATION

SECTION 5.301 GENERAL
5.301.1 Scope. The provisions of this chapter shall establish the means of conserving water use indoors, outdoors and in wastewater conveyance.

SECTION 5.302 DEFINITIONS
5.302.1 Definitions. The following terms are defined in Chapter 2 *(and are included here for reference)*

EVAPOTRANSPIRATION ADJUSTMENT FACTOR (ETAF) [DSA-SS]. An adjustment factor when applied to reference evapotranspiration that adjusts for plant factors and irrigation efficiency, which ae two major influences on the amount of water that needs to be applied to the landscape.

FOOTPRINT AREA [DSA-SS]. The total area of the furthest exterior wall of the structure projected to natural grade, not including exterior areas such as stairs, covered walkways, patios and decks.

METERING FAUCET. A self-closing faucet that dispenses a specific volume of water for each actuation cycle. The volume or cycle duration can be fixed or adjustable.

GRAYWATER. Pursuant to Health and Safety Code Section 17922.12, "graywater" means untreated wastewater that has not been contaminated by any toilet discharge, has not been affected by infectious, contaminated, or unhealthy bodily wastes, and does not present a threat from contamination by unhealthful processing, manufacturing, or operating wastes. "Graywater" includes, but is not limited to wastewater from bathtubs, showers, bathroom washbasins, clothes washing machines and laundry tubs, but does not include waste water from kitchen sinks or dishwashers.

MODEL WATER EFFICIENT LANDSCAPE ORDINANCE (MWELO). The California ordinance regulating landscape design, installation and maintenance practices that will ensure commercial, multifamily and other developer installed landscapes greater than 2500 square feet meet an irrigation water budget developed based on landscaped area and climatological parameters.

MODEL WATER EFFICIENT LANDSCAPE ORDINANCE (MWELO). [HCD] The California model ordinance (California Code of Regulations, Title 23, Division 2, Chapter 2.7), regulating landscape design, installation and maintenance practices. Local agencies are required to adopt the updated MWELO, or adopt a local ordinance at least as effective as the MWELO.

POTABLE WATER. Water that is drinkable and meets the U.S. Environmental Protection Agency (EPA) Drinking Water Standards. See definition in the California Plumbing Code, Part 5.

POTABLE WATER. [HCD] Water that is satisfactory for drinking, culinary, and domestic purposes, and meets the U.S. Environmental Protection Agency (EPA) Drinking Water Standards and the requirements of the Health Authority Having Jurisdiction.

SPECIAL LANDSCAPE AREA (SLA). [DSA-SS] An area of the landscape dedicated solely to edible plants, planting areas used for educational purposes, recreational areas, areas irrigated with recycled water, water features using recycled water, and where turf provides a playing surface or gathering space.

SUBMETER. [HCD 1] A secondary device beyond a meter that measures water consumption of an individual rental unit within a multiunit residential structure or mixed-use residential and commercial structure. (See Civic Code Section 1954.202 (g) and Water code Section 517 for additional details.)

SECTION 5.303 INDOOR WATER USE
5.303.1 METERS. Separate submeters or metering devices shall be installed for the uses described in Sections 503.1.1 and 503.1.2.

5.303.1.1 Buildings in excess of 50,000 square feet. Separate submeters shall be installed as follows:

1. For each individual leased, rented or other tenant space within the building projected to consume more than 100 gal/day (380 L/day), including, but not limited to, spaces used for laundry or cleaners, restaurant or food service, medical or dental office, laboratory, or beauty salon or barber shop.
2. Where separate submeters for individual building tenants are unfeasible, for water supplied to the following subsystems:
   a. Makeup water for cooling towers where flow through is greater than 500 gpm (30 L/s).
   b. Makeup water for evaporative coolers greater than 6 gpm (0.04 L/s).
   c. Steam and hot water boilers with energy input more than 500,000 Btu/h (147 kW).

5.303.1.2 Excess consumption. A separate submeter or metering device shall be provided for any tenant within a new building or within an addition that is projected to consume more than 1,000 gal/day.

5.303.3 WATER CONSERVING PLUMBING FIXTURES AND FITTINGS. Plumbing fixtures (water closets and urinals) and fittings (faucets and showerheads) shall comply with the following:

5.303.3.1 Water Closets. The effective flush volume of all water closets shall not exceed 1.28 gallons per flush. Tank-type water closets shall be certified to the performance criteria of the U.S. EPA WaterSense Specification for Tank-Type toilets.

Note: The effective flush volume of dual flush toilets is defined as the composite, average flush volume of two reduced flushes and one full flush.

5.303.3.2 Urinals.
5.303.3.2.1 Wall-mounted Urinals. The effective flush volume of wall-mounted urinals shall not exceed 0.125 gallons per flush.

5.303.3.2.2 Floor-mounted Urinals. The effective flush volume of floor-mounted or other urinals shall not exceed 0.5 gallons per flush.

5.303.3.3 Showerheads. [BSC-CG]
5.303.3.3.1 Single showerhead. Showerheads shall have a maximum flow rate of not more than 1.8 gallons per minute at 80 psi. Showerheads shall be certified to the performance criteria of the U.S. EPA WaterSense Specification for Showerheads.

5.303.3.3.2 Multiple showerheads serving one shower. When a shower is served by more than one showerhead, the combined flow rate of all the showerheads and/or other shower outlets controlled by a single valve shall not exceed 1.8 gallons per minute at 80 psi, or the shower shall be designed to allow only one shower outlet to be in operation at a time.
Note: A hand-held shower shall be considered a showerhead.

5.303.3.4 Faucets and fountains.
5.303.3.4.1 Nonresidential Lavatory faucets. Lavatory faucets shall have a maximum flow rate of not more than 0.5 gallons per minute at 60 psi.

5.303.3.4.2 Kitchen faucets. Kitchen faucets shall have a maximum flow rate of not more than 1.8 gallons per minute at 60 psi. Kitchen faucets may temporarily increase the flow above the maximum rate, but not to exceed 2.2 gallons per minute at 60 psi, and must default to a maximum flow rate of 1.8 gallons per minute at 60 psi.

5.303.3.4.3 Wash fountains. Wash fountains shall have a maximum flow rate of not more than1.8 gallons per minute/20 [rim space (inches) at 60 psi].

5.303.3.4.4 Metering faucets. Metering faucets shall not deliver more than 0.20 gallons per cycle.

5.303.3.4.5 Metering faucets for wash fountains. Metering faucets for wash fountains shall have a maximum flow rate of not more than 0.20 gallons per minute/20 [rim space (inches) at 60 psi].

Note: Where complying faucets are unavailable, aerators or other means may be used to achieve reduction.

5.303.3.4.6 Pre-rinse spray value
When installed, commercial pre-rinse spray valves shall meet the requirements in the California Plumbing Code, Section 420.3.

5.303.4 COMMERCIAL KITCHEN EQUIPMENT.

5.303.4.1 Food Waste Disposers. Disposers shall either modulate the use of water to no more than 1 gpm when the disposer is not in use (not actively grinding food waste/no-load) or shall automatically shut off after no more than 10 minutes of inactivity. Disposers shall use no more than 8 gpm of water.
Note: This code section does not affect local jurisdiction authority to prohibit or require disposer installation.

5.303.5 AREAS OF ADDITION OR ALTERATION. For those occupancies within the authority of the California Building Standards Commission as specified in Section 103, the provisions of Section 5.303.3 and 5.303.4 shall apply to new fixtures in additions or areas of alteration to the building.

5.303.6 STANDARDS FOR PLUMBING FIXTURES AND FITTINGS. Plumbing fixtures and fittings shall be installed in accordance with the *California Plumbing Code*, and shall meet the applicable standards referenced in Table 1701.1 of the *California Plumbing Code* and in Chapter 6 of this code.

SECTION 5.304 OUTDOOR WATER USE
5.304.1 OUTDOOR POTABLE WATER USE IN LANDSCAPE AREAS. Nonresidential developments shall comply with a local water efficient landscape ordinance or the current California Department of Water Resources' Model Water Efficient Landscape Ordinance (MWELO), whichever is more stringent.

Notes:
1. The Model Water Efficient Landscape Ordinance (MWELO) is located in the California Code of Regulations, Title 23, Chapter 2.7, Division 2.
2. MWELO and supporting documents, including a water budget calculator, are available at: https://www.water.ca.gov/.

5.304.6 OUTDOOR POTABLE WATER USE IN LANDSCAPE AREAS. For public schools and community colleges, landscape projects as described in Sections 5.304.6.1 and 5.304.6.2 shall comply with the California Department of Water Resources Model Water Efficient Landscape Ordinance (MWELO) commencing with Section 490 of Chapter 2.7, Division 2, Title 23, *California Code of Regulations,* except that the evapotranspiration adjustment factor (ETAF) shall be 0.65 with an additional water allowance for special landscape areas (SLA) of 0.35.

Exception: Any project with an aggregate landscape area of 2,500 square feet or less may comply with the prescriptive measures contained in Appendix D of the MWELO.

5.304.6.1 Newly constructed landscapes. New construction projects with an aggregate landscape area equal to or greater than 500 square feet.

5.304.6.2 Rehabilitated landscapes. Rehabilitated landscape projects with an aggregate landscape area equal to or greater than 1,200 square feet.

DIVISION 5.4 MATERIAL CONSERVATION AND RESOURCE EFFICIENCY

SECTION 5.401 GENERAL
5.401.1 SCOPE. The provisions of this chapter specify the requirements of achieving material conservation, resource efficiency, and greenhouse gas (GHG) emission reduction through protection of buildings from exterior moisture, construction waste diversion, employment of techniques to reduce pollution through recycling of materials, the installation of products with lower GHG emissions and building commissioning or testing and adjusting.

SECTION 5.402 DEFINITIONS
5.402.1 DEFINITIONS. The following terms are defined in Chapter 2 *(and are included here for reference)*

ADJUST. To regulate fluid flow rate and air patterns at the terminal equipment, such as to reduce fan speed or adjust a damper.

BALANCE. To proportion flows within the distribution system, including sub-mains, branches and terminals, according to design quantities.

BUILDING COMMISSIONING. A systematic quality assurance process that spans the entire design and construction process, including verifying and documenting that building systems and components are planned, designed, installed, tested, operated and maintained to meet the owner's project requirements.

BUY CLEAN CALIFORNIA ACT (BCCA). The Buy Clean California Act (BCCA) (Public Contract Code Sections 3500-3505) targets carbon emissions associated with the production of structural steel (hot-rolled sections, hollow structural sections, and plate), concrete reinforcing steel, flat glass, and mineral wool board insulation. The maximum acceptable global warming potential (GWP) limits are established by the Department of General Services (DGS), in consultation with the California Air Resources Board (CARB).

CRADLE-TO-GRAVE. Activities associated with a product or building's life cycle from the extraction stage through disposal stage, and covering modules A1 through C4 in accordance with ISO Standards 14025 and 21930.

ORGANIC WASTE. Food waste, green waste, landscape and pruning wste, nonhazardous wood waste, and food soiled paper waste that is mixed in with food waste.

REFERENCE STUDY PERIOD. The period of use for the building, in years, that will be assumed for life cycle assessment.

TEST. A procedure to determine quantitative performance of a system or equipment

TYPE III ENVIRONMENTAL PRODUCT DECLARATION (EPD). A third-party verified report that summarizes how a product impacts the environment. Type III EPDs can be either product-specific, factory-specific, or industry-wide EPDs. See "Cradle-to-Gate."

FACTORY-SPECIFIC EPD. A product-specific Type III EPD in which the environmental impacts can be attributed to a single manufacturer and manufacturing facility.

INDUSTRY-WIDE EPD (IW-EPD). A Type III EPD in which the environmental impacts are an average of the typical manufacturing impacts for a range of products within the same product category for a group of manufacturers.

PRODUCT-SPECIFIC EPD. A Type III EPD in which the environmental impacts can be attributed to a product design and manufacturer across multiple facilities.

SECTION 5.407 WATER RESISTANCE AND MOISTURE MANAGEMENT
5.407.1 WEATHER PROTECTION. Provide a weather-resistant exterior wall and foundation envelope as required by California Building Code Section 1402.2 (Weather Protection), manufacturer's installation instructions or local ordinance, whichever is more stringent.

5.407.2 MOISTURE CONTROL. Employ moisture control measures by the following methods.

5.407.2.1 Sprinklers. Design and maintain landscape irrigation systems to prevent spray on structures.

5.407.2.2 Entries and openings. Design exterior entries and/or openings subject to foot traffic or wind-driven rain to prevent water intrusion into buildings as follows:

5.407.2.2.1 Exterior door protection. Primary exterior entries shall be covered to prevent water intrusion by using nonabsorbent floor and wall finishes within at least 2 feet around and perpendicular to such openings plus at least one of the following:

1. An installed awning at least 4 feet in depth.
2. The door is protected by a roof overhang at least 4 feet in depth.
3. The door is recessed at least 4 feet.
4. Other methods which provide equivalent protection.

5.407.2.2.2 Flashing. Install flashings integrated with a drainage plane.

SECTION 5.408 CONSTRUCTION WASTE REDUCTION, DISPOSAL AND RECYCLING
5.408.1 CONSTRUCTION WASTE MANAGEMENT. Recycle and/or salvage for reuse a minimum of 65% of the non-hazardous construction and demolition waste in accordance with Section 5.408.1.1, 5.408.1.2 or 5.408.1.3; or meet a local construction and demolition waste management ordinance, whichever is more stringent.

5.408.1.1 Construction waste management plan. Where a local jurisdiction does not have a construction and demolition waste management ordinance, submit a construction waste management plan that:

1. Identifies the construction and demolition waste materials to be diverted from disposal by efficient usage, recycling, reuse on the project or salvage for future use or sale.
2. Determines if construction and demolition waste materials will be sorted on-site (source-separated) or bulk mixed (single stream).
3. Identifies diversion facilities where construction and demolition waste material collected will be taken.
4. Specifies that the amount of construction and demolition waste materials diverted shall be calculated byweight or volume, but not by both.

5.408.1.2 Waste Management Company. Utilize a waste management company that can provide verifiable documentation that the percentage of construction and demolition waste material diverted from the landfill complies with this section.

Note: The owner or contractor shall make the determination if the construction and demolition waste material will be diverted by a waste management company.

Exceptions to Sections 5.408.1.1 and 5.408.1.2:

1. Excavated soil and land-clearing debris.
2. Alternate waste reduction methods developed by working with local agencies if diversion or recycle facilities capable of compliance with this item do not exist.
3. Demolition waste meeting local ordinance or calculated in consideration of local recycling facilities and markets.

5.408.1.3 Waste stream reduction alternative. The combined weight of new construction disposal that does not exceed two pounds per square foot of building area may be deemed to meet the 65% minimum requirement as approved by the enforcing agency.

5.408.1.4 Documentation. Documentation shall be provided to the enforcing agency which demonstrates compliance with Sections 5.408.1.1, through 5.408.1.3. The waste management plan shall be updated as necessary and shall be accessible during construction for examination by the enforcing agency.

Notes:
1. Sample forms found in "A Guide to the California Green Building Standards Code (Nonresidential)" located www.dgs.ca.gov/BSC/Resources/Page-Content/Building-Standards-Commission-Resources-List-Folder/CALGreen may be used to assist in documenting compliance with the waste management plan.
2. Mixed construction and demolition debris processors can be located at the California Department of Resources Recycling and Recovery (CalRecycle).

5.408.2 UNIVERSAL WASTE. [A] Additions and alterations to a building or tenant space that meet the scoping provisions in Section 301.3 for nonresidential additions and alterations, shall require verification that Universal Waste items such as fluorescent lamps and ballast and mercury containing thermostats as well as other California prohibited Universal Waste materials are disposed of properly and are diverted from landfills. A list of prohibited Universal Waste materials shall be included in the construction documents.

Note: Refer to the Universal Waste Rule link at: http://www.dtsc.ca.gov/universalwaste/

CLAIMER:*THIS DOCUMENT IS PROVIDED AND INTENDED TO BE USED AS A MEANS TO INDICATE AREAS OF COMPLIANCE WITH THE CALIFORNIA GREEN BUILDING STANDARDS (CALGREEN) CODE. DUE TO THE VARIABLES BETWEEN BUILDING DEPARTMENT JURISDICTIONS, THIS CHECKLIST IS TO BE USED ON AN INDIVIDUAL PROJECT BASIS AND MAY BE MODIFIED BY THE END USER TO MEET THOSE INDIVIDUAL NEEDS. THE END USER ASSUMES ALL RESPONSIBILITY ASSOCIATED WITH THE USE OF THIS DOCUMENT, INCLUDING VERIFICATION WITH THE FULL CODE.*

HERMAN GROUP
4845 MAIN ST.
YORBA LINDA, CA. 92886
714-777-3765
herman@hermanse.com
https://www.hermanse.com

CONTRACTOR:

PROJECT NAME:

Restroom remodel for:
Noble Creek Community Center
390 Oak Valley Pkwy,
Beaumont, CA 92223

REVISIONS

	Date	Description
12		
11		
10		
9		
8		
7		
6		
5		
4		
3		
2		
1		

SEAL / SIGNATURE

REGISTERED PROFESSIONAL ENGINEER
RICH HERMAN
No. 3255
Exp 12/27
STRUCTURAL
STATE OF CALIFORNIA

Signed 05/01/2026

The designs, drawings and/or written materials herein constitute the original and unpublished property of HERMAN GROUP. Said materials may not be reproduced, utilized or disclosed without written permission of HERMAN GROUP.

IF THIS DRAWING IS NOT 36" x 24" IT IS NOT TO SCALE

CAL-GREEN NON RESIDENTIAL CHECK LIST

PLOT DATE: 5/1/2026
DATE: 11/14/2025
PROJECT: AIA CA
SHEET: CG1.1

2025 CALIFORNIA GREEN BUILDING STANDARDS CODE
NONRESIDENTIAL MANDATORY MEASURES, SHEET 3

Y = YES
N/A = NOT APPLICABLE
RESPON. PARTY = RESPONSIBLE PARTY (ie: ARCHITECT, ENGINEER, OWNER, CONTRACTOR, INSPECTOR ETC.)

5.408.3 EXCAVATED SOIL AND LAND CLEARING DEBRIS. 100 percent of trees, stumps, rocks and associated vegetation and soils resulting primarily from land clearing shall be reused or recycled. For a phased project, such material may be stockpiled on site until the storage site is developed.

Exception: Reuse, either on or off-site, of vegetation or soil contaminated by disease or pest infestation.

Notes:
1. If contamination by disease or pest infestation is suspected, contact the County Agricultural Commissioner and follow its direction for recycling or disposal of the material.
2. For a map of know pest and/or disease quarantine zones, consult with the California Department of Food and Agriculture. (www.cdfa.ca.gov)

SECTION 5.409 LIFE CYCLE ASSESSMENT

5.409.1 SCOPE. [BSC-CG] Effective July 1, 2024, projects consisting of newly constructed building(s) with a combined floor area of 100,000 square feet or greater shall comply with either Section 5.409.2 or Section 5.409.3. Alteration(s) to existing building(s) where the combined altered floor area is 100,000 square feet or greater shall comply with either Section 5.105.2, 5.409.2, or 5.409.3. Addition(s) to existing building(s) where the total floor area combined with the existing building(s) is 100,000 square feet or greater shall comply with either Section 5.105.2, Section 5.409.2, or Section 5.409.3. Effective January 1, 2026, the combined floor area shall be 50,000 square feet or greater.

[DSA-SS] Projects consisting of newly constructed building(s) with a combined floor area of 50,000 square feet or greater shall comply with either Section 5.409.2 or Section 5.409.3. Alteration(s) to existing building(s) where the combined altered floor area is 50,000 square feet or greater shall comply with either Section 5.105.2, 5.409.2, or 5.409.3. Addition(s) to existing building(s) where the total floor area combined with the existing building(s) is 50,000 square feet or greater shall comply with either Section 5.105.2, Section 5.409.2, or Section 5.409.3.

5.409.2 Whole building life cycle assessment. Projects shall conduct a cradle-to-grave whole building life cycle assessment performed in accordance with ISO 14040 and ISO 14044, excluding operating energy, and demonstrating a minimum 10-percent reduction in global warming potential (GWP) as compared to a reference baseline building of similar size, function, complexity, type of construction, material specification, and location that meets the requirements of the California Energy Code currently in effect. Software used to conduct the whole building life cycle assessment, including reference baseline building, shall have a data set compliant with ISO 14044, and ISO 21930 or EN 15804, and the software shall conform to ISO 21931 and/or EN 15978. The software tools and data sets shall be the same for evaluation of both the baseline building and the proposed building.

Notes:
1. Software for calculating whole building life cycle assessment is available for free at Athena Sustainable Materials Institute (https://calculatelca.com/software/impact-estimator/) and OneClick LCA-Planetary (www.oneclicklca.com/planetary). Paid versions include, but are not limited to, Sphera GaBi Solutions (gabi.sphera.com), SimaPro (simapro.com), One-Click LCA (www.oneclicklca.com) and Tally for Revit (apps.autodesk.com).

2. ASTM E2921-22 "Standard Practice for Minimum Criteria for Comparing Whole Building Life Cycle Assessments for Use with Building Codes, Standards, and Rating Systems" may be consulted for the assessment.

3. In addition to the required documentation specified in Section 5.409.2.3, Worksheet WS-9 may be required by the enforcing entity to demonstrate compliance with the requirements.

5.409.2.1 Building components. Building enclosure components included in the assessment shall be limited to glazing assemblies, insulation, and exterior finishes. Primary and secondary structural members included in the assessment shall be limited to footings and foundations, and structural columns, beams, walls, roofs, and floors.

5.409.2.2 Reference study period. The reference study period of the proposed building shall be equal to the reference baseline building and shall be 60 years.

5.409.2.3 Verification of compliance. A summary of the GWP analysis produced by the software and Worksheet WS-4 signed by the design professional of record shall be provided in the construction documents as documentation of compliance. A copy of the whole building life cycle assessment which includes the GWP analysis produced by the software, in addition to maintenance and training information, shall be included in the operation and maintenance manual and shall be provided to the owner at the close of construction. The enforcing agency may require inspection and inspection reports in accordance with Sections 702.2 and 703.1 during and at completion of construction to demonstrate substantial conformance. Inspection shall be performed by the design professional of record or third party acceptable to the enforcing agency.

5.409.3 Product GWP compliance—prescriptive path. Each product that is permanently installed and listed in Table 5.409.3 shall have a Type III environmental product declaration (EPD), either product-specific or factory-specific.

TABLE 5.409.3
PRODUCT GWP LIMITS

BUY CLEAN CALIFORNIA MATERIALS PRODUCT CATEGORY[1]	MAXIMUM ACCEPTABLE GWP VALUE (unfabricated) ($GWP_{allowed}$)	UNIT OF MEASUREMENT
Hot-rolled structural steel sections	1.77	MT CO_2e/MT
Hollow structural sections	3.00	MT CO_2e/MT
Steel plate	2.61	MT CO_2e/MT
Concrete reinforcing steel	1.56	MT CO_2e/MT
Flat glass	2.50	kg CO_2e/MT
Light-density mineral wool board insulation	5.83	kg CO_2e/MT
Heavy-density mineral wool board insulation	14.28	kg CO_2e/MT
Concrete, Ready-Mixed[2], [3]		
CONCRETE PRODUCT CATEGORY	**MAXIMUM GWP ALLOWED VALUE ($GWP_{allowed}$)**	**UNIT OF MEASUREMENT**
up to 2499 psi	450	kg CO_2e/m^3
2500~3499 psi	489	kg CO_2e/m^3
3500~4499 psi	566	kg CO_2e/m^3
4500~5499 psi	661	kg CO_2e/m^3
5500~6499 psi	701	kg CO_2e/m^3
6500 psi and greater	799	kg CO_2e/m^3
Concrete, Lightweight Ready-Mixed[2]		
CONCRETE PRODUCT CATEGORY	**MAXIMUM GWP ALLOWED VALUE ($GWP_{allowed}$)**	**UNIT OF MEASUREMENT**
up to 2499 psi	875	kg CO_2e/m^3
2500~3499 psi	956	kg CO_2e/m^3
3500~4499 psi	1039	kg CO_2e/m^3

1. The GWP values of the products listed in Table 5.409.3 are based on 175 percent of Buy Clean California Act (BCCA) GWP values, except for concrete products which are not included in the BCCA.
2. For concrete, 175 percent of the National Ready Mixed Concrete Association (NRMCA) 2022 version 3 Pacific Southwest regional benchmark values are used for the GWP allowed, except for High Early Strength.
3. Concrete High Early Strength ready-mixed shall be calculated at 130 percent of the ready-mixed concrete GWP allowed values for each product category.

5.409.3.1 Products shall not exceed the maximum GWP value specified in Table 5.409.3.

Exception: Concrete may be considered one product category to meet compliance with this section. A weighted average of the maximum GWP for all concrete mixes installed in the project shall be less than the weighted average maximum GWP allowed per Table 5.409.3 using Exception Equation 5.409.3.1. Calculations shall be performed with consistent units of measurement for the material quantity and the GWP value.

For the purposes of this exception, industry-wide EPDs are acceptable.

Exception EQUATION 5.409.3.1

$GWP_3 < GWP_{allowed}$
where
$GWP_3 = \Sigma\ (GWP_n)(v_n)$
and
$GWP_{allowed} = \Sigma\ (GWP_{allowed})(v_n)$
and
$_n$ = each concrete mix installed in the project
GWP_3 = the GWP for concrete mix $_n$ per concrete mix EPD, in kg CO2e/m3
$GWP_{allowed}$ = the GWP potential allowed for concrete mix $_n$ per Table 5.409.3
v_n = the volume of concrete mix $_n$ installed in the project, in m3

5.409.3.2 Verification of compliance. Calculations to demonstrate compliance, Type III EPDs for products required to comply, if included in the project, and Worksheet WS-5 signed by the design professional of record shall be provided on the construction documents. Updated EPDs for products used in construction shall be provided to the owner at the close of construction and to the enforcement entity upon request. The enforcing agency may require inspection and inspection reports in accordance with Sections 702.2 and 703.1 during and at completion of construction to demonstrate substantial conformance. Inspection shall be performed by the design professional of record or third party acceptable to the enforcing agency.

SECTION 5.410 BUILDING MAINTENANCE AND OPERATIONS

5.410.1 RECYCLING BY OCCUPANTS. Provide readily accessible areas that serve the entire building and are identified for the depositing, storage and collection of non-hazardous materials for recycling, including (at a minimum) paper, corrugated cardboard, glass, plastics, organic waste, and metals or meet a lawfully enacted local recycling ordinance, if more restrictive.

Exception: Rural jurisdictions that meet and apply for the exemption in Public Resources Code 42649.82 (a)(2)(A) et seq. shall also be exempt from the organic waste portion of this section.

5.410.1.1 Additions. All additions conducted within a 12-month period under single or multiple permits, resulting in an increase of 30% or more in floor area, shall provide recycling areas on site.

Exception: Additions within a tenant space resulting in less than a 30% increase in the tenant space floor area.

5.410.1.2 Sample ordinance. Space allocation for recycling areas shall comply with Chapter 18, Part 3, Division 30 of the *Public Resources Code*. Chapter 18 is known as the California Solid Waste Reuse and Recycling Access Act of 1991 (Act).

Note: A sample ordinance for use by local agencies may be found in Appendix A of the document at the CalRecycle's web site.

5.410.2 COMMISSIONING. [N] New buildings 10,000 square feet and over. For new buildings 10,000 square feet and over, building commissioning shall be included in the design and construction processes of the building project to verify that the building systems and components meet the owner's or owner representative's project requirements. Commissioning shall be performed in accordance with this section by trained personnel with experience on projects of comparable size and complexity. For I-occupancies that are not regulated by OSHPD or for I-occupancies and L-occupancies that are not regulated y the California Energy Code Section 100.0 Scope, all requirements in Sections 5.410.2 through 5.410.2.6 shall apply.

Note: For energy-related systems under the scope (Section 100) of the California Energy Code, including heating, ventilation, air conditioning (HVAC) systems and controls, indoor lighting systems and controls, as well as water heating systems and controls, refer to California Energy Code Section 120.8 for commissioning requirements

Commissioning requirements shall include:

1. Owner's or Owner representative's project requirements.
2. Basis of Design.
3. Commissioning measures shown in the construction documents.
4. Commissioning plan.
5. Functional performance testing.
6. Documentation and training.
7. Commissioning report.

Exceptions:

1. Unconditioned warehouses of any size.
2. Areas less than 10,000 square feet used for offices or other conditioned accessory spaces within unconditioned warehouses.
3. Tenant improvements less than 10,000 square feet as described in Section 303.1.1.
4. Open parking garages of any size, or open parking garage areas, of any size, within a structure.

Note: For the purposes of this section, unconditioned shall mean a building, area or room which does not provide heating and/or air conditioning.

Informational Notes:

1. . Functional performance testing for heating, ventilation, air conditioning systems and lighting controls must be performed in compliance with the *California Energy Code*.

5.410.2.1 Owner's or Owner Representative's Project Requirements (OPR). [N] The expectations and requirements of the building appropriate to its phase shall be documented before the design phase of the project begins. This documentation shall include the following:
1. Environmental and sustainability goals.
2. Building sustainable goals.
3. Indoor environmental quality requirements.
4. Project program, including facility functions and hours of operation, and need for after hours operation.
5. Equipment and systems expectations.
6. Building occupant and operation and maintenance (O&M) personnel expectations.

5.410.2.2 Basis of Design (BOD). [N] A written explanation of how the design of the building systems meets the OPR shall be completed at the design phase of the building project. The Basis of Design document shall cover the following systems:

1. Renewable energy systems.
2. Landscape irrigation systems.
3. Water reuse system.

5.410.2.3 Commissioning plan. [N] Prior to permit issuance a commissioning plan shall be completed to document how the project will be commissioned. The commissioning plan shall include the following:
1. General project information.
2. Commissioning goals.
3. Systems to be commissioned. Plans to test systems and components shall include:
   a. An explanation of the original design intent.
   b. Equipment and systems to be tested, including the extent of tests.
   c. Functions to be tested.
   d. Conditions under which the test shall be performed.
   e. Measurable criteria for acceptable performance.
4. Commissioning team information.
5. Commissioning process activities, schedules and responsibilities. Plans for the completion of commissioning shall be included.

5.410.2.4 Functional performance testing. [N] Functional performance tests shall demonstrate the correct installation and operation of each component, system and system-to-system interface in accordance with the approved plans and specifications. Functional performance testing reports shall contain information addressing each of the building components tested, the testing methods utilized, and include any readings and adjustments made.

5.410.2.5 Documentation and training. [N] A Systems Manual and Systems Operations Training are required, including Occupational Safety and Health Act (OSHA) requirements in *California Code of Regulations* (CCR), Title 8, Section 5142, and other related regulations.

5.410.2.5.1 Systems manual. [N] Documentation of the operational aspects of the building shall be completed within the systems manual and delivered to the building owner or representative. The systems manual shall include the following:
1. Site information, including facility description, history and current requirements.
2. Site contact information.
3. Basic operations and maintenance, including general site operating procedures, basic troubleshooting, recommended maintenance requirements, site events log.
4. Major systems.
5. Site equipment inventory and maintenance notes.
6. A copy of verifications required by the enforcing agency or this code.
7. Other resources and documentation, if applicable.

5.410.2.5.2 Systems operations training. [N] A program for training of the appropriate maintenance staff for each equipment type and/or system shall be developed and documented in the commissioning report and shall include the following:
1. System/equipment overview (what it is, what it does and with what other systems and/or equipment it interfaces).
2. Review and demonstration of servicing/preventive maintenance.
3. Review of the information in the Systems Manual.
4. Review of the record drawings on the system/equipment.

5.410.2.6 Commissioning report. [N] A report of commissioning process activities undertaken through the design and construction phases of the building project shall be completed and provided to the owner or representative.

5.410.4 TESTING AND ADJUSTING. New buildings less than 10,000 square feet. Testing and adjusting of systems shall be required for new buildings less than 10,000 square feet or new systems to serve an addition or alteration subject to Section 303.1.

5.410.4.2 (Reserved)

Note: For energy-related systems under the scope (Section 100) of the California Energy Code, including heating, ventilation, air conditioning (HVAC) systems and controls, indoor lighting system and controls, as well as water heating systems and controls, refer to California Energy Code Section 120.8 for commissioning requirements and Sections 120.5, 120.6, 130.4, and 140.9(b)3 for additional testing requirements of specific systems.

5.410.4.2 Systems. Develop a written plan of procedures for testing and adjusting systems. Systems to be included for testing and adjusting shall include at a minimum, as applicable to the project:

1. Renewable energy systems.
2. Landscape irrigation systems.
3. Water reuse systems.

5.410.4.3 Procedures. Perform testing and adjusting procedures in accordance with manufacturer's specifications and applicable standards on each system.

5.410.4.3.1 HVAC balancing. In addition to testing and adjusting, before a new space-conditioning system serving a building or space is operated for normal use, the system shall be balanced in accordance with the procedures defined by the Testing Adjusting and Balancing Bureau National Standards; the National Environmental Balancing Bureau Procedural Standards; Associated Air Balance Council National Standards or as approved by the enforcing agency.

5.410.4.4 Reporting. After completion of testing, adjusting and balancing, provide a final report of testing signed by the individual responsible for performing these services.

5.410.4.5 Operation and maintenance (O & M) manual. Provide the building owner or representative with detailed operating and maintenance instructions and copies of guaranties/warranties for each system. O & M instructions shall be consistent with OSHA requirements in CCR, Title 8, Section 5142, and other related regulations.

5.410.4.5.1 Inspections and reports. Include a copy of all inspection verifications and reports required by the enforcing agency.

DIVISION 5.5 ENVIRONMENTAL QUALITY

SECTION 5.501 GENERAL

5.501.1 SCOPE. The provisions of this chapter shall outline means of reducing the quantity of air contaminants that are odorous, irritating, and/or harmful to the comfort and well-being of a building's installers, occupants and neighbors.

SECTION 5.502 DEFINITIONS

5.502.1 DEFINITIONS. The following terms are defined in Chapter 2 *(and are included here for reference)*

ARTERIAL HIGHWAY. A general term denoting a highway primarily for through traffic usually on a continuous route.

A-WEIGHTED SOUND LEVEL (dBA). The sound pressure level in decibels as measured on a sound level meter using the internationally standardized A-weighting filter or as computed from sound spectral data to which A-weighting adjustments have been made.

1 BTU/HOUR. British thermal units per hour, also referred to as Btu. The amount of heat required to raise one pound of water one degree Fahrenheit per hour, a common measure of heat transfer rate. A ton of refrigeration is 12,000 Btu, the amount of heat required to melt a ton (2,000 pounds) of ice at 32º Fahrenheit.

COMMUNITY NOISE EQUIVALENT LEVEL (CNEL). A metric similar to the day-night average sound level (Ldn), except that a 5 decibel adjustment is added to the equivalent continuous sound exposure level for evening hours (7pm to 10pm) in addition to the 10 dB nighttime adjustment used in the Ldn.

COMPOSITE WOOD PRODUCTS. Composite wood products include hardwood plywood, particleboard and medium density fiberboard. "Composite wood products" does not include hardboard, structural plywood, structural panels, structural composite lumber, oriented strand board, glued laminated timber, timber, prefabricated wood I–joists or finger–jointed lumber, all as specified in California Code of Regulations (CCR), Title 17, Section 93120.1(a).

Note: See CCR, Title 17, Section 93120.1.

DAY-NIGHT AVERAGE SOUND LEVEL (Ldn). The A-weighted equivalent continuous sound exposure level for a 24-hour period with a 10 dB adjustment added to sound levels occurring during nighttime hours (10p.m. to 7 a.m.).

DECIBEL (db). A measure on a logarithmic scale of the magnitude of a particular quantity (such as sound pressure, sound power, sound intensity) with respect to a reference quantity.

EXPRESSWAY. An arterial highway for through traffic which may have partial control of access, but which may or may not be divided or have grade separations at intersections.

FREEWAY. A divided arterial highway with full control of access and with grade separations at intersections.

GLOBAL WARMING POTENTIAL (GWP). The radiative forcing impact of one mass-based unit of a given greenhouse gas relative to an equivalent unit of carbon dioxide over a given period of time. Carbon dioxide is the reference compound with a GWP of one.

GLOBAL WARMING POTENTIAL VALUE (GWP VALUE). A 100-year GWP value published by the Intergovernmental Panel on Climate Change (IPCC) in either its Second Assessment Report (SAR) (IPCC, 1995); or its Fourth Assessment A-3 Report (AR4) (IPCC, 2007). The SAR GWP values are found in column "SAR (100-yr)" of Table 2.14.; the AR4 GWP values are found in column "100 yr" of Table 2.14.

HIGH-GWP REFRIGERANT. A compound used as a heat transfer fluid or gas that is: (a) a chlorofluorocarbon, a hdrochlorofluorocarbon, a hydrofluorocarbon, a perfluorocarbon, or any compound or blend of compounds, with a GWP value equal to or greater than 150, or (B) any ozone depleting substance as defined in Title 40 of the Code of Federal Regulations, Part 82, sec.82.3 (as amended March 10, 2009).

LONG RADIUS ELBOW. Pipe fitting installed between two lengths of pipe or tubing to allow a change of direction, with a radius 1.5 times the pipe diameter.

LOW-GWP REFRIGERANT. A compound used as a heat transfer fluid or gas that: (A) has a GWP value less than 150, and (B) is not an ozone depleting substance as defined in Title 40 of the Code of Federal Regulations, Part 82, sec.82.3 (as amended March 10, 2009).

MERV. Filter minimum efficiency reporting value, based on ASHRAE 52.2–1999.

MAXIMUM INCREMENTAL REACTIVITY (MIR). The maximum change in weight of ozone formed by adding a compound to the "Base REactive Organic Gas (ROG) Mixture" per weight of compound added, expressed to hundreths of a gram (g O^3/g ROC).

PRODUCT-WEIGHTED MIR (PWMIR). The sum of all weighted-MIR for all ingredients in a product subject to this article. The PWMIR is the total product reactivity expressed to hundredths of a gram of ozone formed per gram of product (excluding container and packaging).

PSIG. Pounds per square inch, guage.

REACTIVE ORGANIC COMPOUND (ROC). Any compound that has the potential, once emitted, to contribute to ozone formation in the troposphere.

SCHRADER ACCESS VALVES. Access fittings with a valve core installed.

SHORT RADIUS ELBOW. Pipe fitting installed between two lengths of pipe or tubing to allow a change of direction, with a radius 1.0 times the pipe diameter.

SUPERMARKET. For the purposes of Section 5.508.2, a supermarket is any retail food facility with 8,000 square feet or more conditioned area, and that utilizes either refrigerated display cases, or walk-in coolers or freezers connected to remote compressor units or condensing units.

VOC. A volatile organic compound broadly defined as a chemical compound based on carbon chains or rings with vapor pressures greater than 0.1 millimeters of mercury at room temperature. These compounds typically contain hydrogen and may contain oxygen, nitrogen and other elements. See CCR Title 17, Section 94508(a).

Note: Where specific regulations are cited from different agencies such as SCAQMD, ARB, etc., the VOC definition included in that specific regulation is the one that prevails for the specific measure in question.

SECTION 5.503 FIREPLACES

5.503.1 FIREPLACES. Install only a direct-vent sealed-combustion gas or sealed wood-burning fireplace, or a sealed woodstove or pellet stove, and refer to residential requirements in the California Energy Code, Title 24, Part 6, Subchapter 7, Section 150. Woodstoves, pellet stoves and fireplaces shall comply with applicable local ordinances.

5.503.1.1 Woodstoves. Woodstoves and pellet stoves shall comply with U.S. EPA New Source Performance Standards (NSPS) emission limits as applicable, and shall have a permanent label indicating they are certified to meet the emission limits.

SECTION 5.504 POLLUTANT CONTROL

5.504.1 TEMPORARY VENTILATION. The permanent HVAC system shall only be used during construction if necessary to condition the building or areas of addition or alteration within the required temperature range for material and equipment installation. If the HVAC system is used during construction, use return air filters with a Minimum Efficiency Reporting Value (MERV) of 8, based on ASHRAE 52.2-1999, or an average efficiency of 30% based on ASHRAE 52.1-1992. Replace all filters immediately prior to occupancy, or, if the building is occupied during alteration, at the conclusion of construction.

5.504.3 Covering of duct openings and protection of mechanical equipment during construction. At the time of rough installation and during storage on the construction site until final startup of the heating, cooling and ventilation equipment, all duct and other related air distribution component openings shall be covered with tape, plastic, sheetmetal or other methods acceptable to the enforcing agency to reduce the amount of dust, water and debris which may enter the system.

5.504.4 FINISH MATERIAL POLLUTANT CONTROL. Finish materials shall comply with Sections 5.504.4.1 through 5.504.4.6.

5.504.4.1 Adhesives, sealants and caulks. Adhesives, sealants, and caulks used on the project shall meet the requirements of the following standards:
1. Adhesives, adhesive bonding primers, adhesive primers, sealants, sealant primers and caulks shall comply with local or regional air pollution control or air quality management district rules where applicable, or SCAQMD Rule 1168 VOC limits, as shown in Tables 5.504.4.1 and 5.504.4.2. Such products also shall comply with the Rule 1168 prohibition on the use of certain toxic compounds (chloroform, ethylene dichloride, methylene chloride, perchloroethylene and trichloroethylene), except for aerosol products as specified in subsection 2, below.

2. Aerosol adhesives, and smaller unit sizes of adhesives, and sealant or caulking compounds (in units of product, less packaging, which do not weigh more than one pound and do not consist of more than 16 fluid ounces) shall comply with statewide VOC standards and other requirements, including prohibitions on use of certain toxic compounds, of *California Code of Regulations*, Title 17, commencing with Section 94507.

TABLE 5.504.4.1 - ADHESIVE VOC LIMIT[1,2]

Less Water and Less Exempt Compounds in Grams per Liter

ARCHITECTURAL APPLICATIONS	CURRENT VOC LIMIT
INDOOR CARPET ADHESIVES	50
CARPET PAD ADHESIVES	50
OUTDOOR CARPET ADHESIVES	150
WOOD FLOORING ADHESIVES	100
RUBBER FLOOR ADHESIVES	60
SUBFLOOR ADHESIVES	50
CERAMIC TILE ADHESIVES	65
VCT & ASPHALT TILE ADHESIVES	50
DRYWALL & PANEL ADHESIVES	50
COVE BASE ADHESIVES	50
MULTIPURPOSE CONSTRUCTION ADHESIVES	70
STRUCTURAL GLAZING ADHESIVES	100
SINGLE-PLY ROOF MEMBRANE ADHESIVES	250
OTHER ADHESIVES NOT SPECIFICALLY LISTED	50
SPECIALTY APPLICATIONS	
PVC WELDING	510
CPVC WELDING	490
ABS WELDING	325
PLASTIC CEMENT WELDING	250
ADHESIVE PRIMER FOR PLASTIC	550
CONTACT ADHESIVE	80
SPECIAL PURPOSE CONTACT ADHESIVE	250
STRUCTURAL WOOD MEMBER ADHESIVE	140
TOP & TRIM ADHESIVE	250
SUBSTRATE SPECIFIC APPLICATIONS	
METAL TO METAL	30
PLASTIC FOAMS	50
POROUS MATERIAL (EXCEPT WOOD)	50
WOOD	30
FIBERGLASS	80

1. IF AN ADHESIVE IS USED TO BOND DISSIMILAR SUBSTRATES TOGETHER, THE ADHESIVE WITH THE HIGHEST VOC CONTENT SHALL BE ALLOWED.

2. FOR ADDITIONAL INFORMATION REGARDING METHODS TO MEASURE THE VOC CONTENT SPECIFIED IN THIS TABLE, SEE SOUTH COAST AIR QUALITY MANAGEMENT DISTRICT RULE 1168, www.arb.ca.gov/DRDB/SC/CURHTML/R1168.PDF

TABLE 5.504.4.2 - SEALANT VOC LIMIT

Less Water and Less Exempt Compounds in Grams per Liter

SEALANTS	CURRENT VOC LIMIT
ARCHITECTURAL	250
MARINE DECK	760
NONMEMBRANE ROOF	300
ROADWAY	250
SINGLE-PLY ROOF MEMBRANE	450
OTHER	420
SEALANT PRIMERS	
ARCHITECTURAL	
NONPOROUS	250
POROUS	775
MODIFIED BITUMINOUS	500
MARINE DECK	760
OTHER	750

NOTE: FOR ADDITIONAL INFORMATION REGARDING METHODS TO MEASURE THE VOC CONTENT SPECIFIED IN THESE TABLES, SEE SOUTH COAST AIR QUALITY MANAGEMENT DISTRICT RULE 1168.

DISCLAIMER: THIS DOCUMENT IS PROVIDED AND INTENDED TO BE USED AS A MEANS TO INDICATE AREAS OF COMPLIANCE WITH THE CALIFORNIA GREEN BUILDING STANDARDS (CALGREEN) CODE. DUE TO THE VARIABLES BETWEEN BUILDING DEPARTMENT JURISDICTIONS, THIS CHECKLIST IS TO BE USED ON AN INDIVIDUAL PROJECT BASIS AND MAY BE MODIFIED BY THE END USER TO MEET THOSE INDIVIDUAL NEEDS. THE END USER ASSUMES ALL RESPONSIBILITY ASSOCIATED WITH THE USE OF THIS DOCUMENT, INCLUDING VERIFICATION WITH THE FULL CODE.

HERMAN GROUP
4845 MAIN ST.
YORBA LINDA, CA. 92886
714-777-3765
rherman@rhermanse.com
https://www.rhermanse.com

CONTRACTOR:

PROJECT NAME:

Restroom remodel for:
Noble Creek Community Center
390 Oak Valley Pkwy,
Beaumont, CA 92223

REVISIONS

Date	Description

SEAL / SIGNATURE

REGISTERED PROFESSIONAL ENGINEER
RICH HERMAN
No. 3255
Exp. 1/27
STATE OF CALIFORNIA

Signed 05/01/2026

The designs, drawings and/or written materials herein constitute the original and unpublished property of HERMAN GROUP. Said materials may not be reproduced, utilized or disclosed without written permission of HERMAN GROUP.

IF THIS DRAWING IS NOT 36" x 24" IT IS NOT TO SCALE

CAL-GREEN NON RESIDENTIAL CHECK LIST

PLOT DATE: 5/1/2026
DATE: 11/14/2025
PROJECT: AIA CA
SHEET: CG1.2

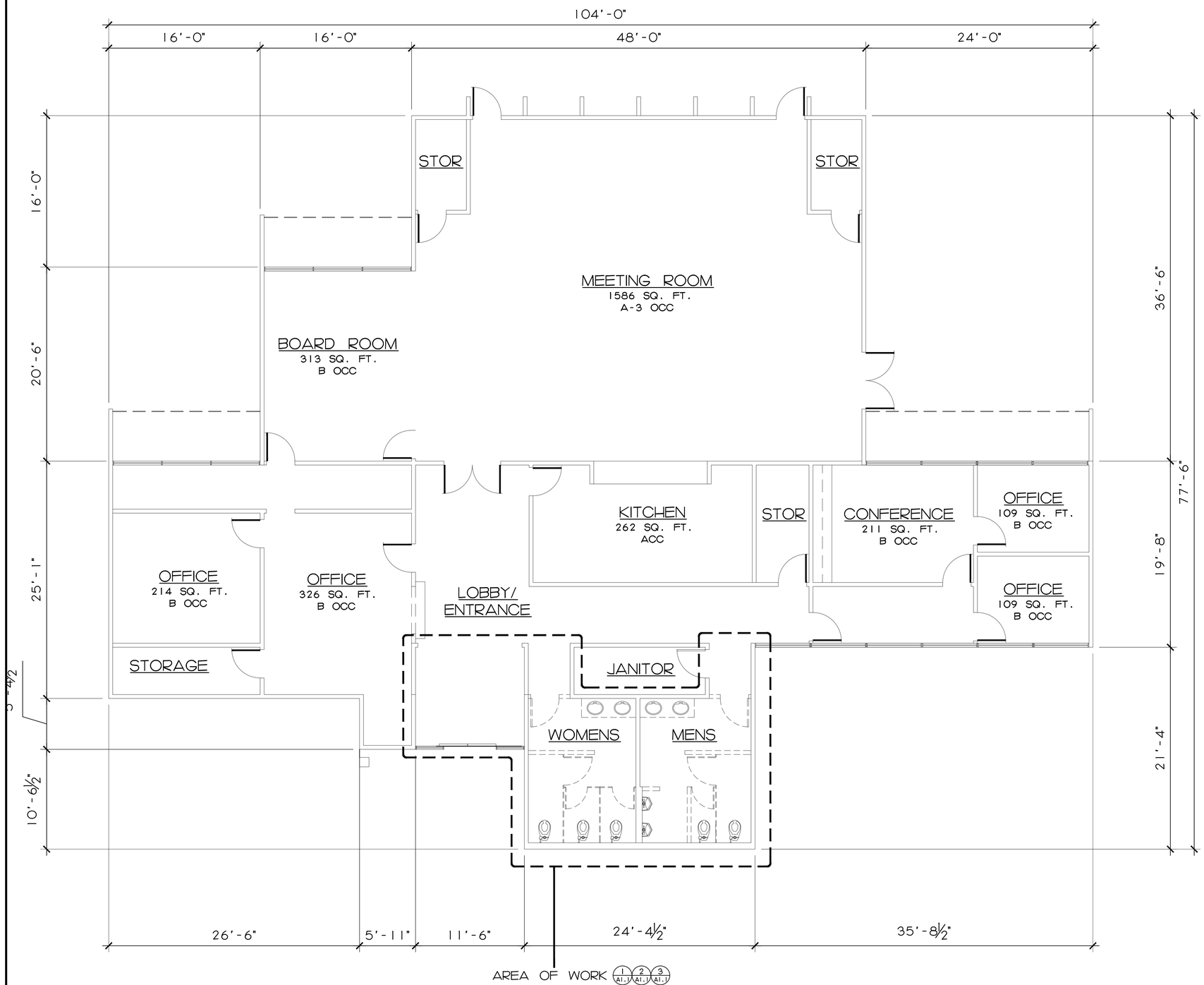

EXISTING FLOOR PLAN

SCALE: 3/16" = 1'-0"

GENERAL NOTES

1 ALL ITEMS ARE EXISTING UNLESS NOTED OTHERWISE

HERMAN GROUP
4845 MAIN ST.
YORBA LINDA, CA. 92886
714-777-3765
rherman@rhermanse.com
https://www.rhermanse.com

CONTRACTOR:

PROJECT NAME:

Restroom remodel for:
Noble Creek
Community Center
390 Oak Valley Pkwy,
Beaumont, CA 92223

REVISIONS

	Date	Description
12		
11		
10		
9		
8		
7		
6		
5		
4		
3		
2		
1		

SEAL / SIGNATURE

REGISTERED PROFESSIONAL ENGINEER
RICH HERMAN
No. 3255
Exp. 1/27
STRUCTURAL
STATE OF CALIFORNIA

Signed 05/01/2026

The designs, drawings and/or written materials herein constitute the original and unpublished property of HERMAN GROUP. Said materials may not be reproduced, utilized or disclosed without written permission of HERMAN GROUP.

IF THIS DRAWING IS NOT 36" x 24" IT IS NOT TO SCALE

EXISTING FLOOR PLAN

PLOT DATE: 5/1/2026
DATE: 11/14/2025
PROJECT: **25-064**
SHEET: **A1.0**

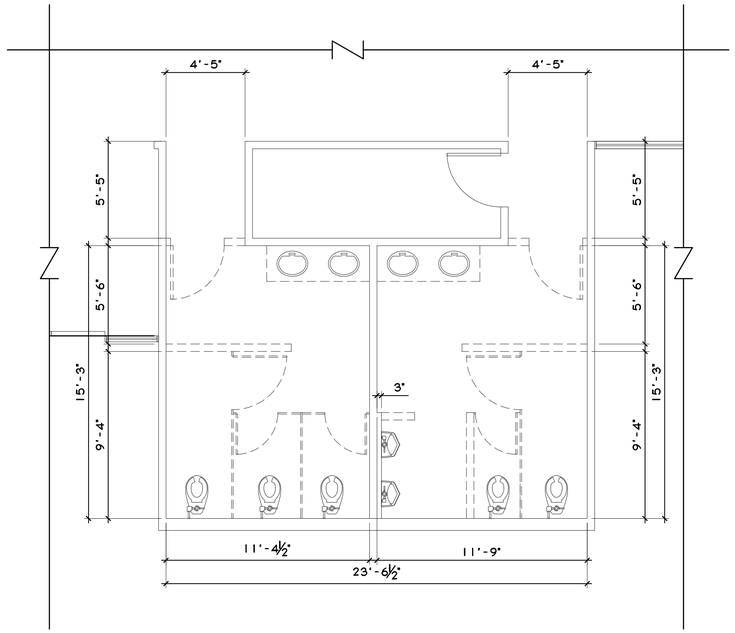

DEMO PLAN

SCALE 1/4" = 1'-0" (2)

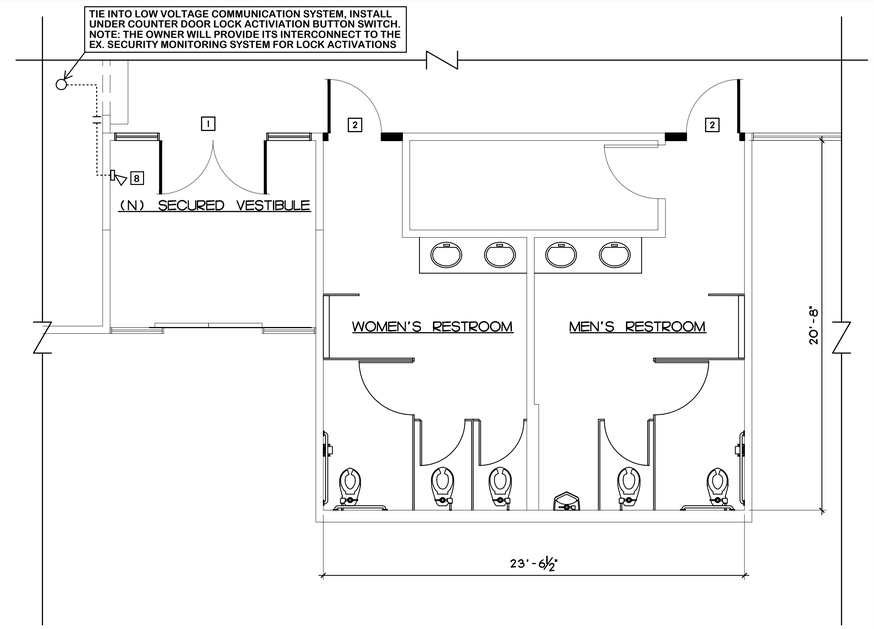

PROPOSED FLOOR PLAN

SCALE 1/4" = 1'-0" (1)

GENERAL NOTES

1 ALL ITEMS ARE EXISTING UNLESS NOTED OTHERWISE
2 FOR ALL ACCESSIBILITY STANDARDS, SEE SHEETS DA1.0-1.6

LEGEND

DEMO WALL/ ITEMS
NEW MTL STUD WALL

KEYNOTES

1. (N) SECURED DBL DOORS (3A/D1.0)
2. (N) 3070 DOOR (3B/D1.0)
3. (N) LAVATORIES
4. (N) FLOOR MOUNTED WATER CLOSET
5. (N) URINAL
6. (N) WALL MOUNTED BABY CHANGING TABLE
7. (N) PARTITION WALL FOR BABY CHANGING TABLE
8. (N) VIDEO / AUDIO MONITOR. CONNECT TO THE EXISTING LOW VOLTAGE COMM SYSTEM FOR MANUAL DOOR LOCK ACTIVATION. SEE DETAIL 3.A1.1 ON THIS SHEET.

OCCUPANT LOADS

OFFICE "B OCCUPANCY" (1,288 S.F. / 150) =	8.5
ASSEMBLY "A3 OCCUPANCY" (1586 S.F. / 15) =	105.7
TOTAL OCCUPANCY =	115 OCCUPANTS

FIXTURE REQUIREMENT CALCULATIONS:
(PER UPC TABLE 403.1)

USE	MEN			WOM	
	WC	URINAL	LAV	WC	LAV
OFFICES - B OCCUPANCY (M = 4 / F = 5)	1	1	1	1	1
MEETING - A3 OCCUPANCY (M = 53 / F = 53)	1	1	1	2	1
TOTAL REQUIRED	2	2	2	3	2
TOTAL PROVIDED	3	1	2	3	2

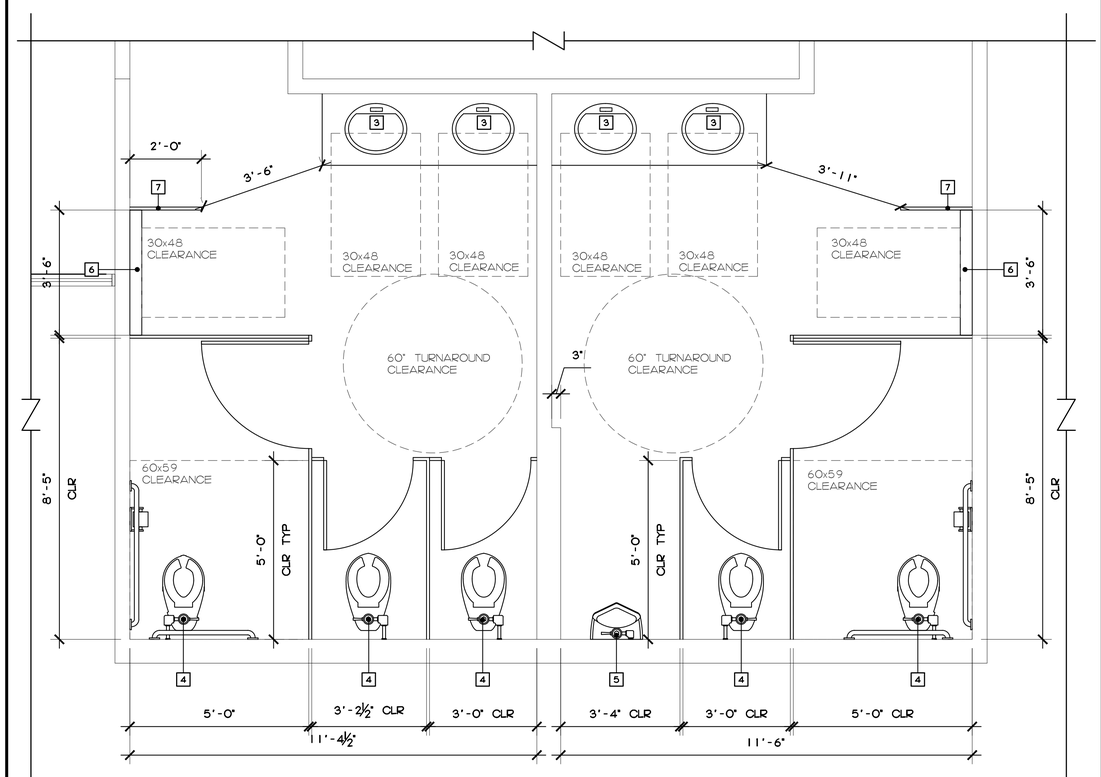

ENLARGED RESTROOM PLAN

SCALE 1/2" = 1'-0" (4)

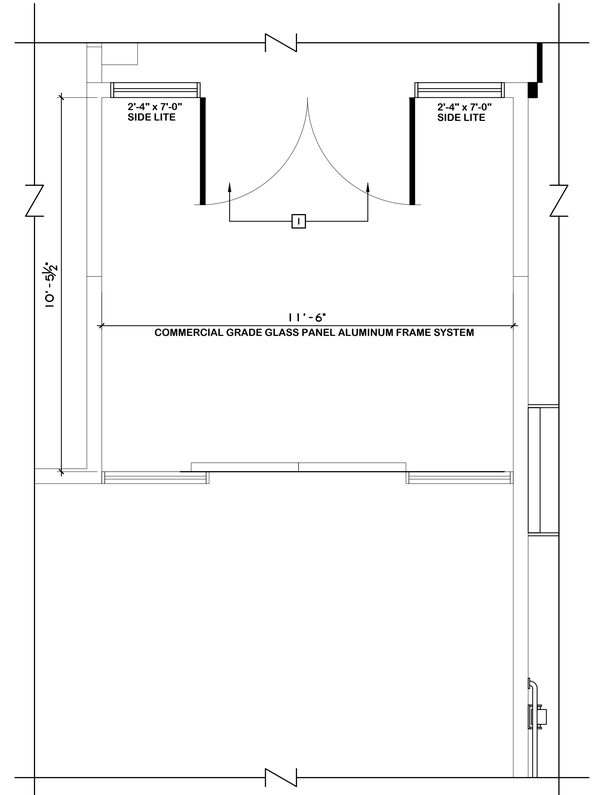

ENLARGED PLAN

SCALE 1/2" = 1'-0" (3)

HERMAN GROUP
4845 MAIN ST.
YORBA LINDA, CA. 92886
714-777-3765
rherman@rhermanse.com
https://www.rhermanse.com

CONTRACTOR:

PROJECT NAME:

Restroom remodel for:
Noble Creek Community Center
390 Oak Valley Pkwy, Beaumont, CA 92223

REVISIONS

	Date	Description
12		
11		
10		
9		
8		
7		
6		
5		
4		
3		
2		
1		

SEAL / SIGNATURE

REGISTERED PROFESSIONAL ENGINEER
RICH HERMAN
No. 3255
Exp 4/27
STATE OF CALIFORNIA

Signed 05/01/2026

The designs, drawings and/or written materials herein constitute the original and unpublished property of HERMAN GROUP. Said materials may not be reproduced, utilized or disclosed without written permission of HERMAN GROUP.

IF THIS DRAWING IS NOT 36" x 24" IT IS NOT TO SCALE

ENLARGED RESTROOM PLAN

PLOT DATE:	5/1/2026
DATE:	11/14/2025
PROJECT:	25-064
SHEET:	A1.1

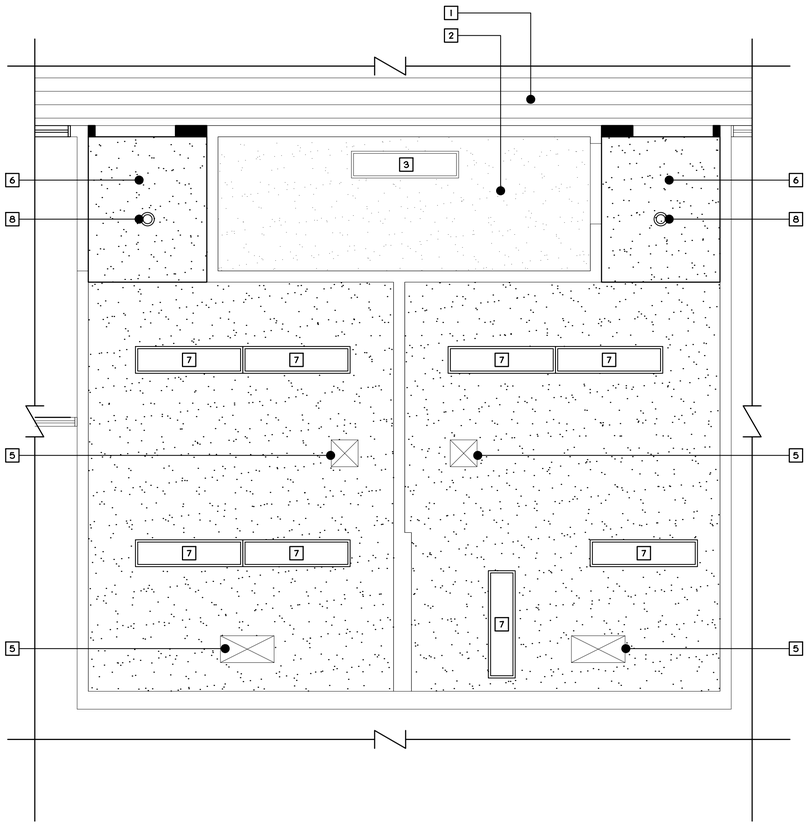

(N) REFLECTED CEILING PLAN

SCALE 3/8" = 1'-0"

2

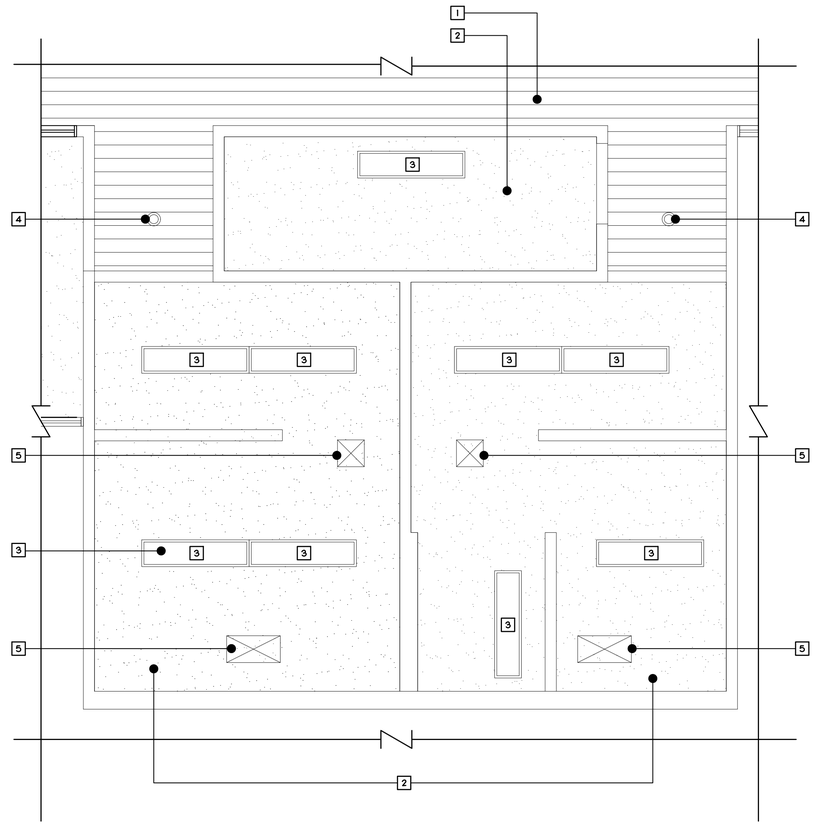

(E) REFLECTED CEILING PLAN

SCALE 3/8" = 1'-0"

1

GENERAL NOTES

1 ALL ITEMS ARE EXISTING UNLESS NOTED OTHERWISE

KEYNOTES

1. WOOD PANEL CEILING
2. +8'-0" DRYWALL CEILING
3. 1x4 FLUORESCENT FIXTURE
4. RECESSED LIGHT
5. SUPPLY REGISTER
6. (N) +8'-0" DRYWALL CEILING
7. (N) 1X4 LED LIGHTING (TO REPLACE EXISTING, BY OTHERS)
8. (N) RECESSED LIGHT (TO REPLACE EXISTING, BY OTHERS)

HERMAN GROUP
4845 MAIN ST.
YORBA LINDA, CA. 92886
714-777-3765
rherman@rhermanse.com
https://www.rhermanse.com

CONTRACTOR:

PROJECT NAME:

Restroom remodel for:
Noble Creek
Community Center
390 Oak Valley Pkwy,
Beaumont, CA 92223

REVISIONS

	Date	Description
12		
11		
10		
9		
8		
7		
6		
5		
4		
3		
2		
1		

SEAL / SIGNATURE

REGISTERED PROFESSIONAL ENGINEER
RICH HERMAN
No. 3255
Exp. 12/27
STRUCTURAL
STATE OF CALIFORNIA

Signed 05/01/2026

The designs, drawings and/or written materials herein constitute the original and unpublished property of HERMAN GROUP. Said materials may not be reproduced, utilized or disclosed without written permission of HERMAN GROUP.

IF THIS DRAWING IS NOT 36" x 24" IT IS NOT TO SCALE

NOTES AND DETAILS

PLOT DATE:	5/1/2026
DATE:	11/14/2025
PROJECT:	25-064
SHEET:	A1.2

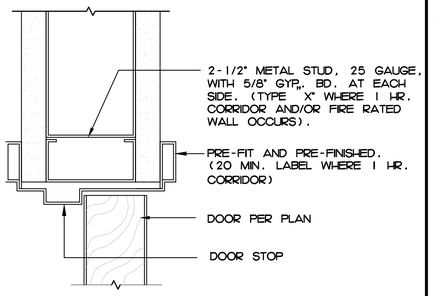

SCALE 13

DOOR JAMB DETAIL

SCALE Not to Scale 9

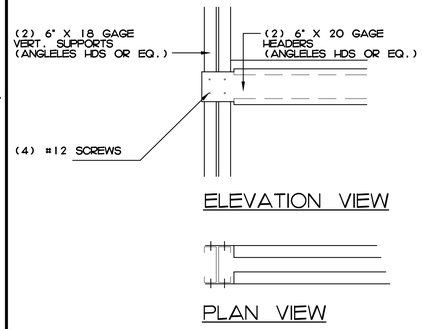

METAL STUD HEADER

SCALE Not to Scale 5

DOOR TYPE: A

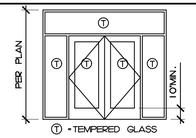

DESCRIPTION:
PAIR OF ALUM. STOREFRONT DOORS W/TEMP GLAZING.
ALL GLASS W/IN 24 IN. OF DOOR FRAME SHALL BE TEMPERED

DOOR TYPE: B

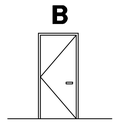

DESCRIPTION: SINGLE MAN DOOR

SCALE 17

SCALE 18

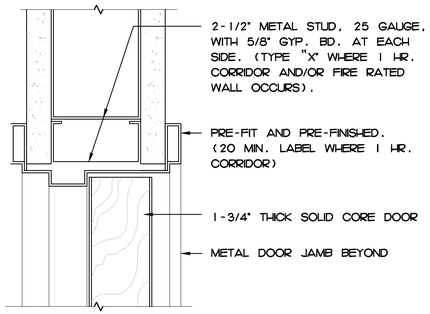

SCALE 14

DOOR HEADER DETAIL

SCALE 10

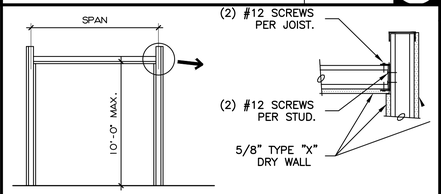

SPAN	JOIST SIZE @ 16" O.C.	STUD SIZE @ 16" O.C.
0' TO 11'-6"	20 GA. X 3 5/8"	20 GA. X 3 5/8"
11'-7" TO 17'-6"	20 GA. X 6"	20 GA. X 3 5/8"

PER ICBO 1715-P

NOTE: USE ITW RAMSET REDHEAD 1500 SERIES @ 24" O.C. PER ICBO 1639 & 1147 (@ BOTTOM PLATE)

NOTE: INSTALL 4'-0" WAINSCOTT OF MARLITE OR EQUIVALENT MATERIAL IN ALL RESTROOMS, AND JANITORS CLOSETS.

METAL STUD FRAMING

SCALE Not to Scale 6

DOOR NOTES

1 HOLLOW METAL DOORS: USE REPUBLIC DL SERIES STEEL DOORS W/ 18 GA. FACE SKINS W/ 3/4" CELL HONEYCOMB POLYSTYRENE CORE.

2 SOLID CORE WOOD DOORS: USE SOLID BIRCH DOOR, STAIN GRADE - MINWAX WOOD FINISH - ENGLISH CHESTNUT #233 OR APPV'D EQUAL.

3 PREFAB DOOR FRAMES: PREFABRICATED FRAMES FOR INTERIOR DOORS SHALL BE AS MANUFACURED BY TIMELY (OR APPROVED EQUAL). FRAMES SHALL BE FACTORY FINISHED.

4 VISION PANELS SHALL BE SIZED AS INDICATED ON SCHEDULE. GLAZING AT VISION PANELS SHALL BE TEMPERED.

5 STOREFRONT GLAZED DOORS SHALL BE TEMPERED AND TINTED TO MATCH ADJACENT STOREFRONT. PROVIDE A 10" HIGH KICK PLATE ON PUSH SIDE OF STOREFRONT DOORS.

6 UNLESS OBVIOUSLY SHOWN OTHERWISE, DOOR OPENINGS NOT LOCATED DIMENSIONALLY SHALL BE LOCATED 4 INCHES FROM FINISHED WALL TO EDGE OF DOOR BUCK.

7 ALL DOORS SHALL COMPLY WITH THE ACCESSIBILITY REQUIREMENTS OF C.B.C. SECTION 11B-404.

8 ALL DOORS SHALL COMPLY WITH THE REQUIREMENTS OF C.B.C. SECTION 1008.

9 THE UNLATCHING OF ANY DOOR IN THE EGRESS PATH OF TRAVEL SHALL NOT REQUIRE THE USE OF A KEY OR ANY SPECIAL KNOWLEDGE OR EFFORT TO OPEN FROM THE APPROACH SIDE OF THE DOOR.

10 REGARDLESS OF ANY NOTES AND/OR DIMENSIONS SHOWN IN CONSTRUCTION DOCUMENTS, DOORS IN ACCESSIB LE AREAS SHALL CONFORM TO CALIFORNIA BUILDING CODE AND FEDERAL "AMERICANS WITH DISABILITIES ACT" REQUIRMENTS.

11 ALL EGRESS DOORS SHALL BE READILY OPENABLE FROM THE EGRESS SIDE WITHOUT THE USE OF A KEY OR SPECIAL KNOWLEDGE OR EFFORT.

DOOR SIGNAGE

1 EXIT SIGNS:

A EXIT SIGN LETTERING SHALL BE AT LEAST 6" HIGH WITH 3/4" WIDE PRINCIPLE STROKES. LETTERS (OTHER THAN "I") SHALL BE MINIMUM 2" WIDE AND BE SEPARATED BY MINIMUM 3/8".

B LETTERING SHALL BE CLEARLY CONTRASTING TO SIGNAGE BACKGROUND WHETHER INTERNALLY OR EXTERNALLY ILLUMINATED.

C ALL EXIT SIGNS SHALL BE CONTINUALLY ILLUMINATED WITH A LIGHT INTENSITY OF AT LEAST 5 FOOT-CANDLES.

D ILLUMINATION OF EXIT SIGNS SHALL BE PROVIDED WITH EMERGENCY POWER SOURCE (BATTERY PACK, BUILDING EMERGENCY POWER SYSTEM, GENERATOR, ETC.) WHICH PROVIDES MINIMUM OF 90 MINUTES SERVICE.

E TACTILE EXIT SIGNS SHALL BE PROVIDED AT EACH EXIT AND SHALL COMPLY WITH SECTION 11B-703.1, 11B-703.2, 11B-703.3., AND 11B-703.5. SEE DETAIL 1/DA3

SCALE 19

SCALE 20

SCALE 15

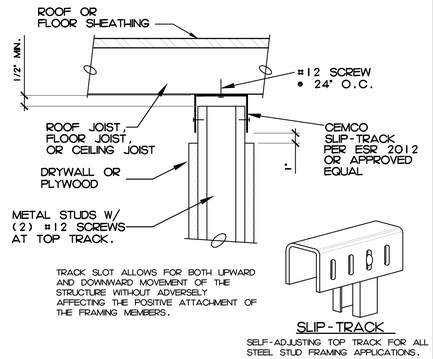

FULL HEIGHT METAL STUD WALL

SCALE 11

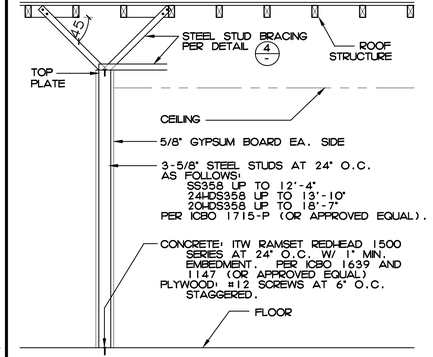

METAL STUD PARTITION

SCALE Not to Scale 7

DOOR INFORMATION

SCALE Not to Scale 3

SCALE 16

SCALE 12

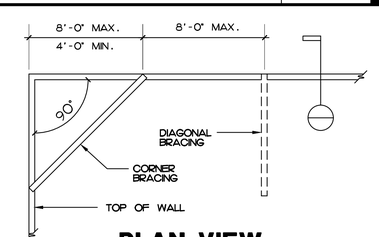

PLAN VIEW

STEEL STUD BRACING NOTES:

1. CORNER BRECING SHALL OCCUR ON ALL 90° WALL INTERSECTIONS. WHEN 90° WALL INTERSECTIONS ARE GREATER THAN 24 FT. APART, 45° DIAGONAL BRACING SHALL BE PROVIDED AT MAX. 8 FT. O.C.
2. 45° DIAGONAL BRACING MAY BE USED INSTEAD OF CORNER BRACING AT MAX. 8 FT. O.C.

SCALE Not to Scale 8

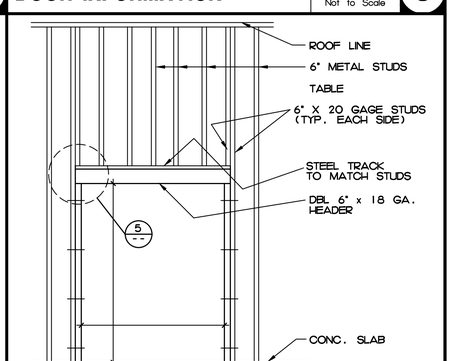

OPENING IN METAL WALL

SCALE Not to Scale 4

HERMAN GROUP
4845 MAIN ST.
YORBA LINDA, CA. 92886
714-777-3765
rherman@rhermanse.com
https://www.rhermanse.com

CONTRACTOR:

PROJECT NAME:

Restroom remodel for:
Noble Creek Community Center
390 Oak Valley Pkwy,
Beaumont, CA 92223

REVISIONS

	Date	Description
13		
12		
11		
10		
9		
8		
7		
6		
5		
4		
3		
2		
1		

SEAL / SIGNATURE

REGISTERED PROFESSIONAL ENGINEER
RICH HERMAN
No. 3255
Exp. 11/27
STRUCTURAL
STATE OF CALIFORNIA

Signed 05/01/2026

The designs, drawings and/or written materials herein constitute the original and unpublished property of HERMAN GROUP. Said materials may not be reproduced, utilized or disclosed without written permission of HERMAN GROUP.

IF THIS DRAWING IS NOT 36" x 24" IT IS NOT TO SCALE

NOTES AND DETAILS

PLOT DATE: 5/1/2026
DATE: 11/14/2025
PROJECT: 25-064
SHEET: D1.0

KEY PLAN

SCALE: NONE

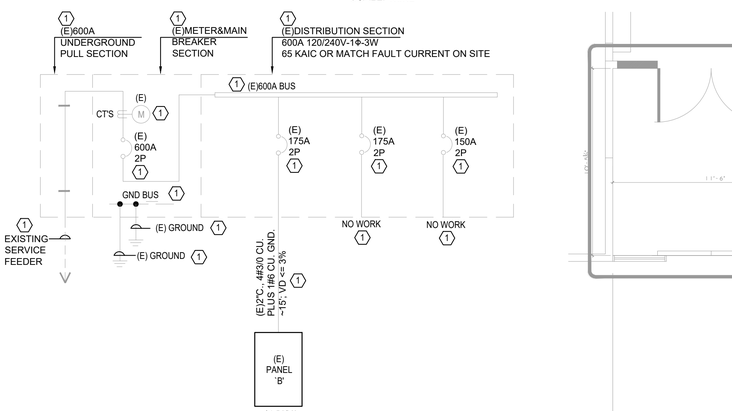

SINGLE LINE DIAGRAM

SCALE: NONE

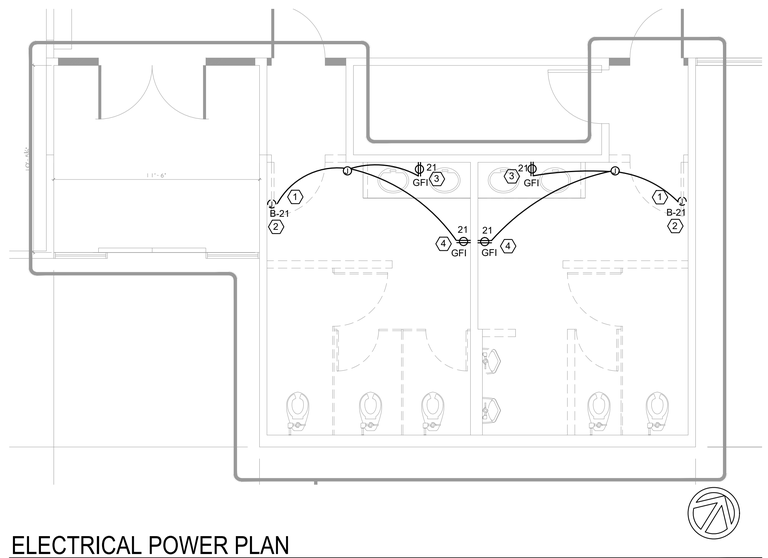

ELECTRICAL POWER PLAN

SCALE: 1/4" = 1'-0"

(EXISTING PANEL)

PANEL 'B'	LOCATION ELECTRIC ROOM								BUS RATING 175A						120/240 V 1 Φ 3 W	
	MAIN (AMP)				M.L.O.				FED FROM "						MOUNTING: SURFACE	
DESCRIPTION	VOLT AMPS ΦA	VOLT AMPS ΦB	LTG	RECC	MIS	BKR	CKT NO	BUS ΦA	BUS ΦB	CKT NO	BKR	MIS	RECC	LTG	VOLT AMPS ΦA	VOLT AMPS ΦB	DESCRIPTION
(E)REC ROOM RECEPT	720					20-1	1			2	20-1				540		(E)REC ROOM RECEPT
(E)REC ROOM RECEPT		540				20-1	3			4	20-1					360	(E)REC ROOM RECEPT
(E)REC ROOM RECEPT	900					20-1	5			6	20-1				180		(E)LOAD
(E)REC ROOM RECEPT		360				20-1	7			8	20-1					360	(E)REC ROOM RECEPT
(E)REC ROOM RECEPT	360					20-1	9			10	20-1				540		(E)REC ROOM RECEPT
(E)REC ROOM RECEPT		900				20-1	11			12	20-1					900	(E)REC ROOM RECEPT
(E)REC ROOM RECEPT	540					20-1	13			14	20-1				900		(E)KITCHEN RECEP
(E)MTR. SCREEN		500				20-1	15			16	20-1					700	(E)DISHWASHER
(E)LOAD	900					20-1	17			18	20-1				1800		(E)GARBAGE DISPOSAL
(E)RECEP		540				20-1	19			20	20-1					600	(E)WATER FOUNTAIN
(E)RESTROOM RECEP	720					20-1	21			22	20-1				1000		(E)ICE MAKER
(E)RECEP		900				20-1	23			24	20-1					600	(E)REFRIGERATOR
(E)LOAD	540					20-1	25			26	20-1				360		(E)RECEP
(E)KITCHEN OUTLET		540				20-1	27			28	20-1					300	(E)MO. RHS
(E)RECEP	360					20-1	29			30	20-1				540		(E)KITCHEN OUTLETS
(E)OY MACHINE		600				20-1	31			32	20-1					180	(E)RECEP
(E)KITCHEN HOOD	300					20-1	33			34	20-2-1				900		(E)KITCHEN OUTLETS
(E)KITCHEN OUTLETS		900				20-1	35			36	20-2-1					180	(E)RECEP
(E)PHONE SYSTEM	200					20-1	37			38	20-1				540		(E)FLOOR OUTLET
(E)PATIO		500				20-1	39			40	20-1					200	(E)ACTIV
SPACE							41			42							SPACE
SUB-TOTAL	ΦA= 12840VA								ΦB= 10660VA								

TOTAL CONNECTED VA	=	23500
LCL @ 125 %	0 =	0
LML @ 125 %	0 =	0
PANEL LOAD	=	23.5 KVA
FEEDER AMPS	=	107.0 A

NOTES:
(1) DENOTES EXISTING CIRCUIT BREAKER TO REMAIN; ALL OTHERS ARE NEW TO MATCH EXISTING.

ELECTRICAL WIRING METHODS

a) FOR UNDERGROUND AND EXPOSED UP TO +5'-0", OR DAMP LOCATION, THE CONDUIT SHALL BE RIGID STEEL GALVANIZED IMC. NO RUNNING THREADS ARE PERMITTED.

b) GALVANIZED EMT SHALL BE USED IN DRY CONCEALED LOCATIONS AND EXPOSED ABOVE +5'-0". EMT CONNECTORS SHALL BE WATERTIGHT COMPRESSION TYPE.

c) GALVANIZED FLEXIBLE CONDUIT SHALL BE USED ONLY FOR MOTOR AND FIXTURE CONNECTIONS IN LENGTHS NOT TO EXCEED 6'.

d) CONDUITS PENETRATING THE ROOF SHALL BE FLASHED AND COUNTER FLASHED.

e) PVC SCHEDULE 40 MAY BE USED UNDER FLOOR SLABS OR UNDERGROUND WITH GROUND WIRE. PVC UNDERGROUND TO HAVE 24 INCH COVER.

f) SERVICE CONDUITS SHALL BE PVC SCHEDULE 40 OR AS SPECIFIED BY UTILITY COMPANIES.

g) INSTALL FITTINGS, SPECIAL DEVICES AND MATERIAL, WHICH MAY BE REQUIRED FOR THE PROPER INSTALLATION OF THE CONDUIT SYSTEM.

h) REFER TO NEC 300.5 FOR UNDERGROUND INSTALLATION REQUIREMENTS AND DETAILS; NEC 300.6 FOR CORROSION AND DETERIORATION AREAS.

ELECTRICAL POWER KEYED NOTES

1	DENOTE APPROXIMATE LOCATION FOR EXISTING J-BOX W/ HOT WIRE FEEDING NEW RECEPTACLES IN THIS AREA. CONTRACTOR TO VERIFY EXACT LOCATION IN FIELD BEFORE BID.
2	POWER CIRCUIT IS BASED ON AS-BUILTS DRAWING. CONTRACTOR TO VERIFY IN FIELD UPDATE THE LOAD DIRECTORY FOR AN ACCURATE AS-BUILTS UPON JOB FINISH.
3	DENOTES GFI RECEPTACLES FOR FAUCET. CONTRACTOR TO VERIFY IN FIELD FOR EXACT LOCATION BEFORE ROUGH-IN.
4	DENOTES GFI RECEPTACLES FOR PAPER TOWEL DISPENSER. CONTRACTOR TO VERIFY IN FIELD FOR EXACT LOCATION BEFORE ROUGH-IN.

CAUTION

GMEP ENGINEERS SHALL NOT BE RESPONSIBLE FOR ANY ELECTRICAL CHANGE ORDERS THAT MAY OCCUR SHOULD FINAL BIDS AND/OR CONSTRUCTION BASED ON THESE DOCUMENTS BE STARTED PRIOR TO ELECTRICAL PLAN CHECK APPROVAL.

ALL WORK TO COMPLY WITH THE 2025 CBC, CPC AND CMC AND THE 2025 CEC (2023 NEC) WITH STATE AND LOCAL AMENDMENTS.

ALL EQUIPMENTS SHALL BE U.L. LISTED AND INSTALLED ACCORDING TO THE LISTING.

CONDUCTORS:
ALL CONDUCTORS SHALL BE COPPER AS FOLLOWS:

#12 AWG AND SMALLER - SOLID, TW

#10 AWG AND LARGER - STRANDED, THWN, THHN OR XHHW

ALL CONDUCTORS SIZES ARE BASED ON 75 C TEMPERATURE RATING (CEC. 2025 TABLE 310.16)

MOUNTING HEIGHT FOR RECEPTACLES AND CONTROL DEVICES:

a) THE BOTTOM OF ELECTRICAL AND COMMUNICATION RECEPTACLES INTENDED TO BE USED BY THE OCCUPANT SHALL BE LOCATED NO LESS THAN 15". [ADA ACCESSIBITY GUIDELINES 4.27.3]

b) RECEPTACLE OUTLETS SHALL BE LOCATED ABOVE, BUT NOT MORE THAN 20 IN. ABOVE, THE COUNTERTOP. SUGGESTION HEIGHT IS 6" [NEC 210.52.C(5)]

c) THE TOP OF SWITCHES SHALL BE INSTALLED NOT LESS THAN 36" NOR MORE THAN 46" ABOVE THE FINISH FLOOR.

d) THERMOSTAT CONTROLS SHALL BE LOCATED NOT LESS THAN 36" NOR MORE THAN 46" ABOVE FINISH FLOOR LINE.

IMPORTANT BID NOTES:

a) DUE TO THE SMALL SCALE OF DRAWINGS, IT IS NOT ALWAYS POSSIBLE TO SHOW ALL DEVICES WHICH MAYBE REQUIRED. CONTRACTOR SHALL BE RESPONSIBLE TO VERIFY ALL EXISTING CONDITIONS BEFORE SUBMITTING HIS BID. NO ADDITIONAL COMPENSATION WILL BE MADE FOR EXTRA DUE TO CONTRACTOR'S FALIURE TO VISIT THE JOB SITE AND/OR FAILURE TO DETERMINE ALL EXISTING CONDITIONS BEFORE SUBMITTING HIS BID.

b) REFER TO COMPLETE ARCHITECTURAL, MECHANICAL, ELECTRICAL, AND PLUMBING DRAWINGS FOR ADDITIONAL NOTES, SPECIFICATIONS, DETAILS, CONTROLS, ETC. REPORT TO ARCHITECTURE IMMEDIATELY IF ANY CONFLICTS OCCUR BETWEEN THE DRAWINGS AND INCLUDE ALL COST PER ARCHITECTURE'S CLARIFICATION IN BASE BID. THIS REQUIREMENT WILL BE STRICTLY ENFORCED. NO CHANGE ORDERS WILL BE ALLOWED IF THE CONTRACTOR FAILS TO PERFORM THIS FUNCTION.

DEMOLITION NOTES

a) THE DRAWINGS SHOW THE WORK TO BE IN PLACE AT THE COMPLETION OF INSTALLATION. MAKE NECESSARY ALTERNATIONS TO COORDINATE AND CONNECT THE EXISTING ELECTRICAL WORK WITH THE NEW SUCH THAT, WHEN THE WORK IS DONE, THE ENTIRE ELECTRICAL INSTALLATION, EXISTING AND NEW, IS IN COMPLETE OPERATING CONDITION.

b) UNLESS SPECIFICALLY NOTED ON THE CONTRARY, ALL EXISTING LIGHTING FIXTURES, SWITCHES, CONTROLS AND OTHER MATERIALS OR EQUIPMENTS WHICH ARE REPLACED BY NEW AND ARE NOT INDICATED TO BE REUSED SHALL BE RETURNED TO THE OWNER OR BE DISPOSED AS DIRECTED BY THE OWNER.

C) EXISTING MATERIAL TO REMAIN UPON COMPLETION IS INDICATED ON DRAWINGS AS EXISTING. FEEDERS (CONDUIT AND WIRES) ARE EXISTING TO THEIR RESPECTIVE SOURCE. ALTHOUGH NOT INDICATED ON THE DRAWINGS, TEMPORARY REMOVAL OR RE-ROUTE CONDUITS AND REPLACE EXISTING WIRES WITH NEW DURING CONSTRUCTION WORK MAYBE REQUIRED.

d) PROVIDE AND INSTALL NEW COVER PLATES FOR ALL REMOVED OUTLETS, SWITCHES, LIGHT FIXTURES, AND OTHER ELECTRICAL DEVICES WHEN THE OUTLET BOX IS TO REMAIN.

e) REMOVE ALL EXISTING ABANDONED FEEDERS (CONDUITS AND WIRES) BACK TO PANEL BOARDS. LABEL NEW PANEL DIRECTORY AS "SPARE".

f) MAINTAIN CONTINUITY OF ALL ELECTRICAL SYSTEMS, EQUIPMENT, ETC., FED BY ABANDONED OUTLET. THEY SHOULD BE IN OPERATION AFTER THE WORK IS DONE. MAINTAINING CONTINUITY SHALL CONSIST OF RE-ROUTING OF CONDUIT AND WIRING, AS REQUIRED TO SUIT THE EXISTING CONDITIONS.

g) DASHED J-BOX DENOTES APPROXIMATE LOCATION OF EXISTING BOXES IN ACCESSIBLE CEILING SPACE. ALL CONDUIT SHOWN FROM J-BOX IS NEW UNLESS SHOWN OTHERWISE AS DASHED. REFER TO ELECTRICAL SYMBOL LIST.

h) EXISTING LOADS SHOWN ON PANEL SCHEDULES ARE BASED ON ASSUMPTIONS MADE BY FIELD VISIT, ELECTRICAL BILLS OR PUBLIC RESOURCES. NOTIFY ENGINEER IMMEDIATELY IF LOADS EXCEED 16 AMPS ON ANY 20A/1P CIRCUIT. NO EXCEPTION.

i) CAREFULLY REVIEW ARCHITECT'S DEMO DRAWINGS FOR LOCATION OF WALLS BEING REMOVED UNDER THIS SCOPE OF THIS WORK AND REMOVE ALL FEEDERS (CONDUITS AND WIRES) BACK TO LAST DEVICE LEFT IN SERVICE. DO NOT LEAVE ABANDONED.

j) CAREFULLY REVIEW ARCHITECT'S DEMO DRAWINGS FOR EXISTING FLOOR BOXES BEING REMOVED UNDER THIS SCOPE OF WORK. REMOVE FLOOR BOXES AND ALL FEEDERS (CONDUITS AND WIRES) BACK TO LAST DEVICE LEFT IN SERVICE. DO NOT LEAVE ABANDONED.

GENERAL ELECTRICAL NOTES

a) VERIFY IN FIELD. ADJUST THE LOCATIONS OF HOMERUNS AND CIRCUIT NUMBERS ACCORDING TO EXISTING CONDITIONS IF NEEDED. COMMUNICATE WITH ENGINEER IF DESIGN SHOULD BE ALTERNATED. NO EXCEPTION.

b) IDENTIFY ANY OBVIOUS EXISTING CODE VIOLATIONS THAT OCCURS AS AN EXISTING CONDITION AND PROVIDE SEPARATE PRICING TO CORRECT THE CONDITION SO THAT IN THE END, THE ENTIRE ELECTRICAL INSTALLATION COMPLIES WITH THE NATIONAL ELECTRICAL CODE AND ALL OTHER LOCAL CODES.

C) IF THERE IS ANY DEVIATION FROM THE CIRCUITRY SHOWN, PROVIDE AS-BUILT DRAWINGS INDICATING SUCH.

d) AT THE COMPLETION OF CONSTRUCTION WORK, AND PRIOR TO THE FINAL REVIEW BY THE ARCHITECT, PROVIDE PANEL DIRECTORIES IN PANELBOARD FRONTS REFLECTING ALL CHANGES MADE DURING CONSTRUCTION.

e) THIS DOCUMENT IS NOT FOR BID OR CONSTRUCTION UNTIL THE PLAN HAS BEEN REVIEWED AND APPROVED BY ALL AUTHORITIES HAVING JURISDICTION AND THE PERMIT IS OBTAINED. NO COMPENSATION WILL BE MADE FOR ADDITIONAL WORK DUE TO THE VIOLATION OF THIS REQUIREMENT.

f) ALL 15 AND 20 AMPERE, 125 AND 250 VOLT NON-LOCKING TYPE RECEPTACLES IN THE AREAS SPECIFIED PER CODE 406.12 SHALL BE LISTED TAMPER-RESISTANT RECEPTACLES.

ELECTRICAL SYMBOL LIST

SYMBOL	DESCRIPTION
SECTION 1. SYMBOLS FOR CONDUITS	
	HOMERUN TO PANEL OR EQUIPMENT AS NOTED
	CONDUIT RUN CONCEALED IN WALL OR ABOVE FINISHED CEILING OR AS NOTED BRANCH CIRCUIT, 2#12 IN 1/2" CONDUIT OR AS NOTED OR SYMBOLIZED AS: 3/4"C.-3 #12; 3/4"C.-4#12; 3/4"C.-5#12; 3/4"C.-6 #12; 3/4"C.-7 #12; 3/4"C.-8#12
	CONDUIT IN OR UNDER SURFACE AS NOTED, 3/4" MINIMUM SIZE.
	CONDUIT RUN WITH EQUIPMENT GROUNDING CONDUCTOR, SAME SIZE AS CIRCUIT CONDUCTORS, OR AS NOTED.
IG	CONDUIT RUN WITH ISOLATED GROUNDING CONDUCTOR, SAME SIZE AS CIRCUIT CONDUCTORS, OR AS NOTED.
EM	CONDUIT WITH EMERGENCY CIRCUIT
X	EXISTING CONDUIT TO REMAIN.
R	EXISTING CONDUIT TO BE REMOVED.
SECTION 2. EQUIPMENTS	
A	ELECTRICAL PANELBOARD, FLUSH OR SURFACE MOUNTED AS INDICATED LETTERED BALLOON INDICATES DESIGNATION
J	JUNCTION BOX, ABOVE CEILING, OR AS REQUIRED TO SUIT THE APPLICATION
J	APPROXIMATE LOCATION OF EXISTING J-BOX IN ACCESSIBLE CEILING SPACE
	DATA OUTLET IN WALL +18" OR AS NOTED. SINGLE GANG OUTLET BOX WITH 3/4" CONDUIT AND PULL WIRE TO ACCESSIBLE CEILING SPACE.
	COMBINATION TELE/DATA OUTLET BOX, +18" OR AS NOTED. SINGLE GANG OUTLET WITH 3/4" CONDUIT AND PULL WIRE TO ACCESSIBLE CEILING SPACE.
	WALL MOUNTED 2 HOUR BY PASS TIMER (TORK #A500 SERIES)
$EXH	EXHAUST FAN SWITCH, +48" OR AS NOTED ON MECHANICAL DRAWINGS
	EXHAUST FAN, F.B.M., WIRED BY ELECTRICAL
	FUSED DISCONNECT SWITCH, SIZE AND FUSED AS NOTED ON PLAN
$	SINGLE POLE SWITCH, +42" OR AS NOTED
D	WALL MOUNTED DIMMER, 1000 WATT RATING OR AS NOTED. HEIGHTMOUNTING +42" A.F.F. OR AS NOTED.
D O.S.	WALL MOUNTED DIMMER W/ OCCUPANCY SENSOR, LUTRON MAESTRO OR APPROVED EQUAL, HEIGHTMOUNTING +42" A.F.F. OR AS NOTED.
SECTION 3. RECEPTACLES	
	DUPLEX RECEPTACLE FLUSH IN FLOOR BOX WITH DUPLEX HINGE COVERS
	DUPLEX RECEPTACLE IN WALL 120V, 20AMPS, +18" A.F.F, 3" ABOVE COUNTER OR AS NOTED.
	TWO-GANG DUPLEX RECEPTACLE (QUADPLEX) IN WALL, +18" A.F.F OR AS NOTED
GFI	GFI DUPLEX RECEPTACLE IN WALL, +42" A.F.F OR AS NOTED
	DUPLEX RECEPTACLE (20 AMP) +18" OR AS NOTED (ON A SEPARATE CIRCUIT)
	SPECIAL RECEPTACLE NEMA TYPE AS DESIGNATED, +18" OR AS NOTED
	FLUSH POKE THRU COMBINATION TELE/DATA AND DUPLEX
	DUPLEX PLUG RECEPTACLE, 120V, 20A, SHADED SIDE INDICATES "ISOLATED GROUND" TYPE DUPLEX ECEPTACLE. 18"A.F.F, 3" ABOVE COUNTER OR AS NOTED, DEVICE TO BE "ORANGE" IN COLOR.
SECTION 4. SENSORS	
	WALL MOUNTED MOTION SENSOR (THE WATT STOPPER "WA-300"). OR EQUIVALENT.
SECTION 5. MISCELLANEOUS	
#	REFERENCE TO PLAN NOTES
• UP	CONDUIT STUBBED UP
∘ DN	CONDUIT STUBBED DOWN
(E)	DENOTES EXISTING TO REMAIN
(N)	DENOTES NEW TO MATCH EXISTING
(R)	DENOTES EXISTING RELOCATED DEVICE AT NEW LOCATION

REVISIONS

NO.	DATE	DESCRIPTION

SEAL:

REGISTERED PROFESSIONAL ENGINEER GANGYI ZHOU No. 018959 Exp. 12-31-2027 ELECTRICAL STATE OF CALIFORNIA

GMEP ENGINEERS
26439 Rancho Pkwy. S., Ste 120
Lake Forest, CA 92630
Tel: 949-267-9095

PROJECT NAME:
390 OAK VALLEY PKWY
390 OAK VALLEY PKWY, BEAUMONT, CA 92223

SHEET TITLE
ELECTRICAL POWER PLAN

DRAWN: GMEP
CHECKED: GMEP
DATE: 04/30/26
SCALE: AS NOTED
JOB NO.: 26-193
SHEET: E-2.0

KEY PLAN

SCALE:NONE

DEMOLISHED FIXTURE UNIT CALCULATIONS

FIXTURE TYPE	QTY	DOMESTIC WATER				DRAINAGE	
		FIXTURE DEMAND	HOT DEMAND	TOTAL WATER DEMAND (WSFU)	TOTAL HOT WATER DEMAND	DFU	TOTAL
WATER CLOSET, FLUSH VALVE	5	5.0	0.0	25.0	0.0	4	20
LAVATORY	4	1.0	1.0	4.0	4.0	1	4
URINAL	2	4.0	0.0	8.0	0.0	2	4
TOTAL FIXTURE UNITS				37.0	4.0		28
EQUIVALENT WATER DEMAND IN GPM				45	4		
REQUIRED MINIMUM PIPE SIZE				2"	3/4"		4"

FIXTURE UNIT CALCULATIONS

FIXTURE TYPE	QTY	DOMESTIC WATER				DRAINAGE	
		FIXTURE DEMAND	HOT DEMAND	TOTAL WATER DEMAND (WSFU)	TOTAL HOT WATER DEMAND	DFU	TOTAL
WATER CLOSET, FLUSH VALVE	5	5.0	0.0	25.0	0.0	4	20
LAVATORY	4	1.0	1.0	4.0	4.0	1	4
URINAL	1	4.0	0.0	4.0	0.0	2	2
FLOOR DRAIN	2	0.0	0.0	0.0	0.0	2	4
TOTAL FIXTURE UNITS				33.0	4.0		30
EQUIVALENT WATER DEMAND IN GPM				43	4		
REQUIRED MINIMUM PIPE SIZE				1-1/2"	3/4"		4"

FIXTURE SCHEDULE

ITEM	DESCRIPTION	MAKE/MODEL	TRAP	WASTE	VENT	COLD WATER	HOT WATER	REMARKS
WC-1	WATER CLOSET, FLUSH VALVE, ADA TYPE, 1.28 GPF	KOHLER K-96057 W/ K-16231	-	4"	2"	1-1/2"	-	1.28 GPF. VERIFY W/ OWNER OR ARCHITECT FOR EXACT FIXTURE SPECIFICATION BEFORE PURCHASING FIXTURE
L-1	LAVATORY	KOHLER K-2031-0 & KOHLER K-13462	1-1/2"	2"	2"	3/4"	3/4"	0.5 GPM SELF-CLOSING/METERING FAUCET. PROVIDE WATTS LFMMV THERMOSTATIC MXING VALVE. VERIFY W/ OWNER OR ARCHITECT FOR EXACT FIXTURE SPECIFICATION BEFORE PURCHASING FIXTURE
U-1	URINAL	KOHLER K-5452-ET	1-1/2"	2"	2"	1-1/4"	-	0.125 GPF. VERIFY W/ OWNER OR ARCHITECT FOR EXACT FIXTURE SPECIFICATION BEFORE PURCHASING FIXTURE
FD-1	FLOOR DRAIN	JR SMITH 2005	2"	2"	2"	-	-	VERIFY W/ OWNER OR ARCHITECT FOR EXACT FIXTURE SPECIFICATION BEFORE PURCHASING FIXTURE

*PLUMBINGS FIXTURES MUST COMPLY WITH GREEN BUILDING STANDARDS

COPPER TYPE L PIPE SIZING CHART

FOR VELOCITY OF 8FPS (CW) AND 5FPS(HW); PRESSURE LOSS PER 100FT IN PSI=10.0

PIPE SIZE	COLD WATER			HOT WATER	
	TANK FU	F.V. FU	GPM	TANK FU	GPM
1/2"	3	-	3	3	3
3/4"	12	-	9	8	7
1"	28	-	19	16	12
1 1/4"	56	14	31	28	19
1 1/2"	103	35	44	46	27
2"	254	132	76	119	48
2 1/2"	455	329	115	245	74
3"	719	666	165	406	105
3 1/2"	1091	1091	220	585	140
4"	1668	1668	290	840	185

BASED ON CHART A 105.1(1) OF APPENDIX A IN THE CALIFORNIA PLUMBING CODE(CPC2025)

PIPING SYMBOLS

SYMBOL	MEANING
	DOMESTIC COLD WATER
	DOMESTIC HOT WATER
	DOMESTIC H.W. CIRCULATING
	SANITARY SEWER
	VENT PIPING
	STORM DRAIN PIPING
	GREASE WASTE
G	GAS
CD	CONDENSATE DRAIN

SYMBOL	MEANING
	FLOOR SINK
	FLOOR CLEANOUT
	WALL CLEANOUT
	FLOOR DRAIN
	GAS COCK
TUB-1	PLUMBING FIXTURE
	CONNECT TO EXISTING
	SHUT-OFF VALVE
	RECIRCULATION PUMP
	PIPE CAP
	PIPE ELBOW DOWN
	PIPE ELBOW UP

GENERAL PLUMBING NOTES

1. EXISTING CONDITIONS ARE BASED ON LIMITED FIELD VERIFICATION. CONTRACTOR SHALL ADJUST TO ACTUAL FIELD CONDITIONS AT NO ADDITIONAL EXPENSE TO THE TENANT.
2. ALL CONTRACTORS SHALL REVIEW A COMPLETE SET OF CONSTRUCTION DOCUMENTS. PLUMBING CONTRACTOR SHOULD COORDINATE HIS WORK WITH ALL OTHER TRADES. THIS INCLUDES COORDINATING THE LOCATION AND SIZE OF ALL OPENINGS, LOCATIONS OF EQUIPMENT PAD, AND CHANGES OF ELEVATIONS.
3. CONTRACTOR SHALL FAMILIARIZE HIMSELF WITH DEMOLITION RESPONSIBLE TO BIDDING AND START OF WORK. CONTRACTOR IS RESPONSIBLE ALL EXISTING AS REQUIRED FOR INSTALLATION/CONSTRUCTION OF NEW WORK.
4. CONTRACTOR SHALL BE RESPONSIBLE FOR FIELD VERIFICATION OF ALL EXISTING CONDITIONS PRIOR TO SUBMITTING HIS BID. VERIFY LOCATION, ELEVATIONS, AND SIZES OF ALL EXISTING PLUMBING AND INFORM THE ARCHITECT OF ANY DISCREPANCIES. NO ADDITIONAL COMPENSATION WILL BE MADE FOR ANY EXTRAS DUE TO CONTRACTOR'S FAILURE TO VISIT THE JOBSITE AND/OR PREDETERMINE ALL EXISTING CONDITIONS BEFORE SUBMITTING HIS BID. ANY DISCREPANCIES SHALL BE IMMEDIATELY REPORTED TO THE ARCHITECT FOR RESOLUTION. NO EXCEPTION.
5. CONTRACTOR SHALL BE RESPONSIBLE FOR THE FIELD VERIFICATION OF ALL UTILITY RUNS, UNDERGROUND AND ABOVE GROUND PIPING AND/OR OTHER IMPROVEMENTS LOCATED ON THE PREMISES. CONTRACTOR SHALL ALSO BE RESPONSIBLE FOR ALL COSTS RELATING TO THE RELOCATION OF, DAMAGE TO, REPAIR OF ANY EXISTING UTILITY RUNS AND/OR IMPROVEMENTS WHICH ARE DAMAGED AS A RESULT OF WORK IN OR AROUND THE PREMISES.
6. REFER TO ARCHITECTURAL DRAWINGS FOR EXACT SPECIFICATIONS, LOCATIONS AND MOUNTING HEIGHTS OF ALL PLUMBING FIXTURES. NO EXCEPTION.
7. IT IS THE CONTRACTOR'S RESPONSIBILITY TO PREPARE ACCURATE AS-BUILT DRAWINGS DURING CONSTRUCTION AND SUBMIT FOR APPROVAL UPON COMPLETION OF INSTALLATION.
8. CONTRACTOR SHALL FINISH ALL MATERIALS, LABOR, EQUIPMENT, TRANSPORTATION AND SERVICES REQUIRED FOR COMPLETING THE WORK. ALL MATERIALS AND WORK SHALL COMPLY WITH APPLICABLE CODES AND REGULATIONS AND MEET THE APPROVAL OF STATE & LOCAL JURISDICTION.
9. WATER HEATER SHALL BE CERTIFIED BY THE MANUFACTURER AND MUST COMPLY WITH THE EFFICIENCY STANDARDS OF THE CALIFORNIA ENERGY COMMISSION, 2025 EDITION.
10. ALL HOT WATER PIPING SHALL BE INSULATED WITH ARMSTRONG "ARMAFLEX" INSULATION PER SECTION 609.12 OF THE 2025 PLUMBING CODE AND TABLE 120.3-A, SECTION 120.3 OF THE 2025 CALIFORNIA ENERGY CODE.
11. CONTRACTOR SHALL VERIFY WATER PRESSURE CONDITIONS AT THE PROJECT SITE. CONTRACTOR SHALL PROVIDE INSTALL A PRESSURE REGULATOR WHERE THE SUPPLY PRESSURE EXCEEDS 80 PSI.
12. ALL PIPING SHALL BE SUPPORTED AT INTERVAL NOT TO EXCEED THOSE SHOWN IN CPC TABLE 313.3
13. GAS PIPING SHALL BE SUPPORTED BY METAL STRAPS OR HOOKS AT INTERVALS NOT TO EXCEED THOSE SHOWN IN TABLE 1210.3.5.1 (CPC 313.1).
14. ALL POTABLE WATER OUTLETS WITH HOSE ATTACHMENTS, SUCH AS HOSE BIBS, AND MOP SINKS ARE TO BE PROVIDED WITH A BACKFLOW/ANTI-SIPHON DEVICE.
15. ALL CONCEALED PIPING SHALL BE INSTALLED PER CALIFORNIA PLUMBING CODE 2025. NO EXCEPTION.
16. LAVATORIES IN PUBLIC RESTROOMS SHALL BE LIMITED TO 0.5GPM
17. ALL FAUCETS SHALL COMPLY WITH CALIFORNIA PROPOSITION 65 AND SHALL BE CERTIFIED TO NSF STANDARD 61 SECTION 9 FOR DRINKING WATER COMPONENTS.
18. ALL REQUIRED CLEANOUTS SHALL BE INSTALLED AS PER SEC. 707.0 & 719.0 OF THE 2025 CALIFORNIA PLUMBING CODE.
19. FLOOR DRAINS OR SIMILAR TRAPS DIRECTLY CONNECTED TO THE DRAINAGE SYSTEM AND SUBJECT TO INFREQUENT USE SHALL BE PROVIDED WITH AN APPROVED AUTOMATIC MEANS OF MAINTAINING THEIR WATER SEALS.
20. NEW WATER CLOSET AND ASSOCIATED FLUSHMETER VALVES SHALL BE NO MORE THAN 1.28 GALLONS PER FLUSH AND SHALL MEET THE AMERICAN STANDARDS INSTITUTE STANDARD A112.19.2 H&S CODE, SECTION 17921.3(B).
21. NEW URINALS AND ASSOCIATED FLUSHMETER VALVES SHALL BE NO MORE THAN 0.125 GALLONS PER FLUSH AND SHALL MEET THE AMERICAN STANDARDS INSTITUTE STANDARD A112.19.2 H&S CODE, SECTION 17921.3(B).
22. ALL PLUMBING VENTS SHALL TERMINATE NOT LESS THAN TEN(10) FEET FROM OR AT LEAST THREE (3) FEET ABOVE ANY DOOR, OPENING, FRESH AIR INTAKE OR VENT SHAFT.
23. SLOPE ALL CONDENSATE DRAIN LINES AT 1% AND SLOPE ALL SEWER PIPING MINIMUM OF 2%.
24. WASTE & VENT PIPING MATERIAL: SHALL BE AB&I SERVICE WEIGHT CAST IRON NO-HUB SOIL PIPE AND FITTINGS WITH NO-HUB CLAMPS. MUST CONFORM TO CISPI STANDARD 301.04a & 310.04 AND CLEARLY MARKED WITH THE CAST IRON SOIL PIPE INSTITUTE TRADEMARK, MANUFACTURER'S NAME AND COUNTRY OF ORIGIN. ABS/PVC CAN BE USED IF ALLOWED BY LOCAL AUTHORITY HAVING JURISDICTION.
25. WRAP ALL IRON AND COPPER PIPE AND FITTINGS BELOW SLAB OR GRADE WITH 8 MIL POLYETHYLENE WRAP AND 6" MINIMUM ENVELOPE OF CLEAN SAND. ALL ROUND PIPE IN ACCORDANCE WITH NSI/AWWA STANDARD C105/A21.5-82.
26. WATER PIPE SHALL BE TYPE "L" ABOVE GRADE, HARD DRAWN COPPER TUBING, WITH WROUGHT COPPER FITTINGS, SOLDER ALL JOINTS WITH LEAD-FREE SOLDER.
27. CONDENSATE DRAIN PIPE SHALL BE TYPE "DWV" HARD DRAWN COPPER TUBING WITH WROUGHT COPPER FITTINGS, 50-50 SOLDERED JOINTS. INSULATE ALL CONDENSATE DRAIN PIPING WITHIN BUILDING INTERIOR.
28. NEW OR REPAIRED PORTABLE WATER SYSTEMS SHALL BE DISINFECTED PRIOR TO USE ACCORDING TO THE METHODS IN CPC 2025 609.10. NO EXCEPTION.
29. CONTRACTOR TO PROVIDE THERMOSTATIC MIXING VALVES FOR PUBLIC-USE LAVATORIES TO LIMIT TEMPERATURE TO A MAXIMUM OF 120 DEGREES FAHRENHEIT (2025 CPC 407.3).
30. THIS DOCUMENT IS NOT FOR BID OR CONSTRUCTION UNTIL THE PLAN HAS BEEN REVIEWED AND APPROVED BY ALL AUTHORITIES HAVING JURISDICTION AND THE PERMIT IS OBTAINED. NO COMPENSATION WILL BE MADE FOR ADDITIONAL WORK DUE TO THE VIOLATION OF THIS REQUIREMENT.
31. THIS PROJECT MUST COMPLY WITH THE CALIFORNIA PLUMBING CODE 2025.

PIPING MATERIAL

INDIRECT WASTE AND CONDENSATE PIPING	TYPE "M" COPPER TUBING WITH WROUGHT COPPER SWEAT FITTINGS AND ADAPTORS FOR SCREWED PIPE CONNECTIONS. THREADED PIPE UNION AND FITTINGS AT FIXTURE CONNECTIONS SHALL BE 85% RED BRASS WITH IPS THREADS. ALL PIPE JOINTS AT SWEAT FITTINGS SHALL BE MADE WITH 95/5 LEAD FREE SOLDER.
DOMESTIC WATER PIPING ABOVE & BELOW GRADE	SEAMLESS TYPE "L" COPPER TUBING WITH WROUGHT COPPER SOLDER FITTINGS & LEAD-FREE SOLDER PIPING BELOW FLOOR SHALL BE SOFT TEMPER WITH NO JOINTS & SLEEVED INSIDE OF A LARGER PVC PIPE.
SEWER, WASTE AND VENT PIPING INSIDE BUILDING ABOVE FLOOR	AB&I SERVICE WEIGHT CAST IRON NO-HUB SOIL PIPE AND FITTINGS WITH NO-HUB CLAMPS. REFER TO GENERAL NOTE 24
SEWER, WASTE AND VENT PIPING INSIDE BUILDING BELOW FLOOR	AB&I SERVICE WEIGHT CAST IRON NO-HUB SOIL PIPE AND FITTINGS WITH NO-HUB CLAMPS. REFER TO GENERAL NOTE 24

1. BUILDING DRAIN AND VENT PIPING MATERIALS SHALL COMPLY WITH 2025 CPC SECTIONS 701.0 AND 903.0.
2. ALL SANITARY SYSTEM MATERIALS SHALL BE LISTED BY AND APPROVED LISTING AGENCY.
3. ALL COPPER PIPING JOINTS UNDER CONCRETE SLAB SHALL BE BRAZED INSTEAD OF SOLDERED.
4. TYPE M COPPER TUBING MAY BE USED FOR ABOVE GROUND WATER PIPING INSIDE OR ON THE BUILDING.
5. BLACK STEEL GAS PIPING BELOW GRADE SHALL BE COATED AS REQUIRED FOR SUCH INSTALLATION.

SCOPE OF WORK

TENANT IMPROVEMENT, NEW FIXTURES IN RESTROOMS WITH NEW PLUMBING, DECREASE IN WATER DEMAND.

NOTE: CONTRACTOR IS TO VERIFY EXISTING CONDITIONS BEFORE BID.

REVISIONS

NO.	DATE	DESCRIPTION

SEAL:

REGISTERED PROFESSIONAL ENGINEER GANGYI ZHOU No. M34279 Exp.12-31-2026 MECHANICAL STATE OF CALIFORNIA

GMEP ENGINEERS
26439 Rancho Pkwy. S., Ste 120
Lake Forest, CA 92630
Tel: 949-267-9095

PROJECT NAME:
390 OAK VALLEY PKWY
390 OAK VALLEY PKWY, BEAUMONT, CA 92223

SHEET TITLE
PLUMBING GENERAL NOTES CALCULATIONS

DRAWN: GMEP
CHECKED: GMEP
DATE: 04/30/26
SCALE: AS NOTED
JOB NO.: 26-193
SHEET: P-1.0

COLD/HOT WATER KEYED NOTES

1. RECONNECT TO EXISTING PLUMBING ROUGH-INS AT DEMOLISHED LAVATORY. CONTRACTOR TO VERIFY SIZE AND LOCATION IN FIELD.
2. P.O.C. TO (E)1-1/2"CW AT DEMOLISHED WATER CLOSET. CONTRACTOR TO VERIFY SIZE AND LOCATION IN FIELD.

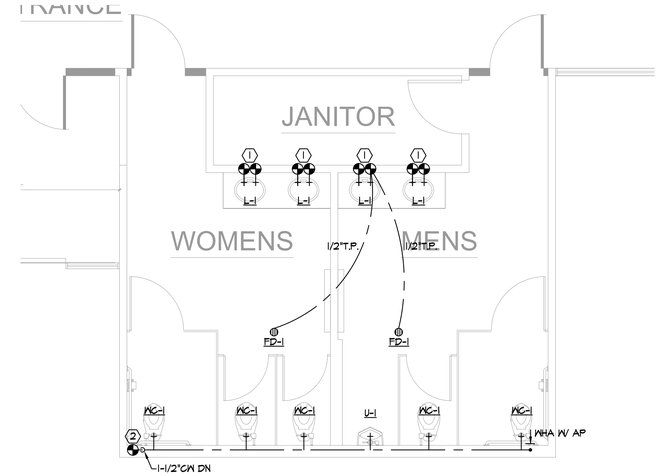

PLUMBING - COLD/HOT WATER

SCALE:1/4"=1'-0"

WASTE & VENT KEYED NOTES

1. RECONNECT TO EXISTING PLUMBING ROUGH-INS AT DEMOLISHED LAVATORY. CONTRACTOR TO VERIFY SIZE AND LOCATION IN FIELD.
2. P.O.C. TO (E)2"W&V AT DEMOLISHED URINAL. CONTRACTOR TO VERIFY SIZE AND LOCATION IN FIELD.
3. P.O.C. TO (E)4"W&2"V AT DEMOLISHED WATER CLOSET. CONTRACTOR TO VERIFY SIZE AND LOCATION IN FIELD.

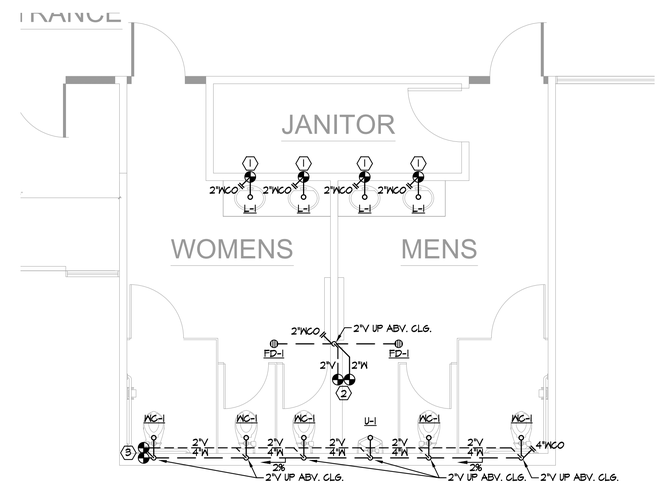

PLUMBING - WASTE & VENT

SCALE:1/4"=1'-0"

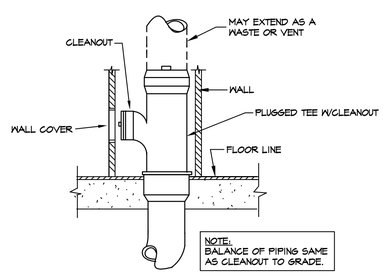

TYPICAL WALL CLEANOUT

SCALE:NONE

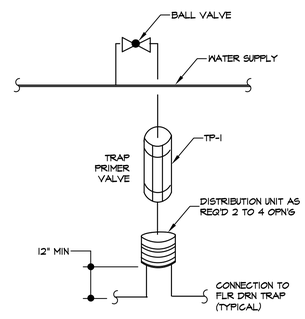

TYPICAL TRAP PRIMER DETAIL

SCALE:NONE

REVISIONS

NO.	DATE	DESCRIPTION

SEAL:

REGISTERED PROFESSIONAL ENGINEER
GANGYI ZHOU
No. M34279
Exp.12-31-2026
MECHANICAL
STATE OF CALIFORNIA

GMEP ENGINEERS
26439 Rancho Pkwy. S., Ste 120
Lake Forest, CA 92630
Tel: 949-267-9095

PROJECT NAME:
390 OAK VALLEY PKWY
390 OAK VALLEY PKWY, BEAUMONT, CA 92223

SHEET TITLE
PLUMBING FLOOR PLANS

DRAWN: GMEP
CHECKED: GMEP
DATE: 04/30/26
SCALE: AS NOTED
JOB NO.: 26-193
SHEET: P-2.0